



US00D568787S

(12) **United States Design Patent**
Yang et al.

(10) **Patent No.:** **US D568,787 S**

(45) **Date of Patent:** **** May 13, 2008**

(54) **WOVEN TAPE ADJUSTING FASTENER**

(75) Inventors: **Shih-Sheng Yang**, Taipei Hsien (TW);
Aly Khalifa, Raleigh, NC (US)

(73) Assignee: **Universal Trim Supply Co., Ltd.**,
WuKu Industrial Zone (TW)

(**) Term: **14 Years**

(21) Appl. No.: **29/272,686**

(22) Filed: **Feb. 15, 2007**

(30) **Foreign Application Priority Data**

Aug. 28, 2006 (CN) 2006 3 0136702

(51) **LOC (8) Cl.** **02-07**

(52) **U.S. Cl.** **D11/218**

(58) **Field of Classification Search** D11/200,
D11/201, 208-210, 212-218, 220, 230-234,
D11/236-237, 86-87, 94; 24/307, 625, 616,
24/200, 196, 637, 171, 169, 112, 614, 615,
24/174, 163 R, 90.1; D3/215, 221

See application file for complete search history.

(56) **References Cited**

U.S. PATENT DOCUMENTS

D208,943 S * 10/1967 Gehrie D8/338

* cited by examiner

Primary Examiner—Ralf Seifert

(74) *Attorney, Agent, or Firm*—Troxell Law Office, PLLC

(57) **CLAIM**

The ornamental design for a woven tape adjusting fastener,
as shown and described.

DESCRIPTION

FIG. 1 is a perspective view of a woven tape adjusting
fastener;

FIG. 2 is a front view thereof;

FIG. 3 is a back view thereof;

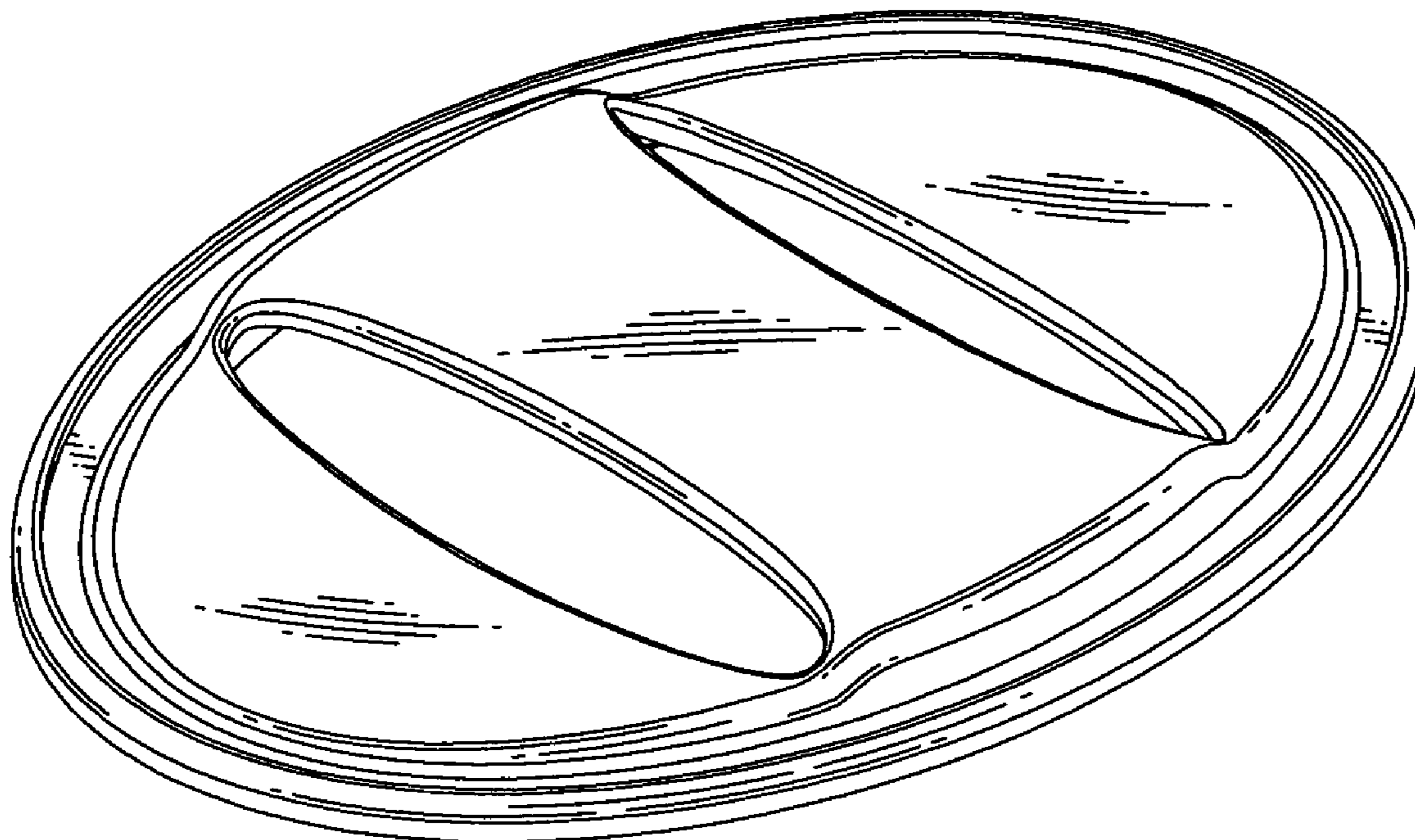
FIG. 4 is a left side view thereof;

FIG. 5 is a right side view thereof;

FIG. 6 is a top view thereof; and,

FIG. 7 is a bottom view thereof.

1 Claim, 4 Drawing Sheets



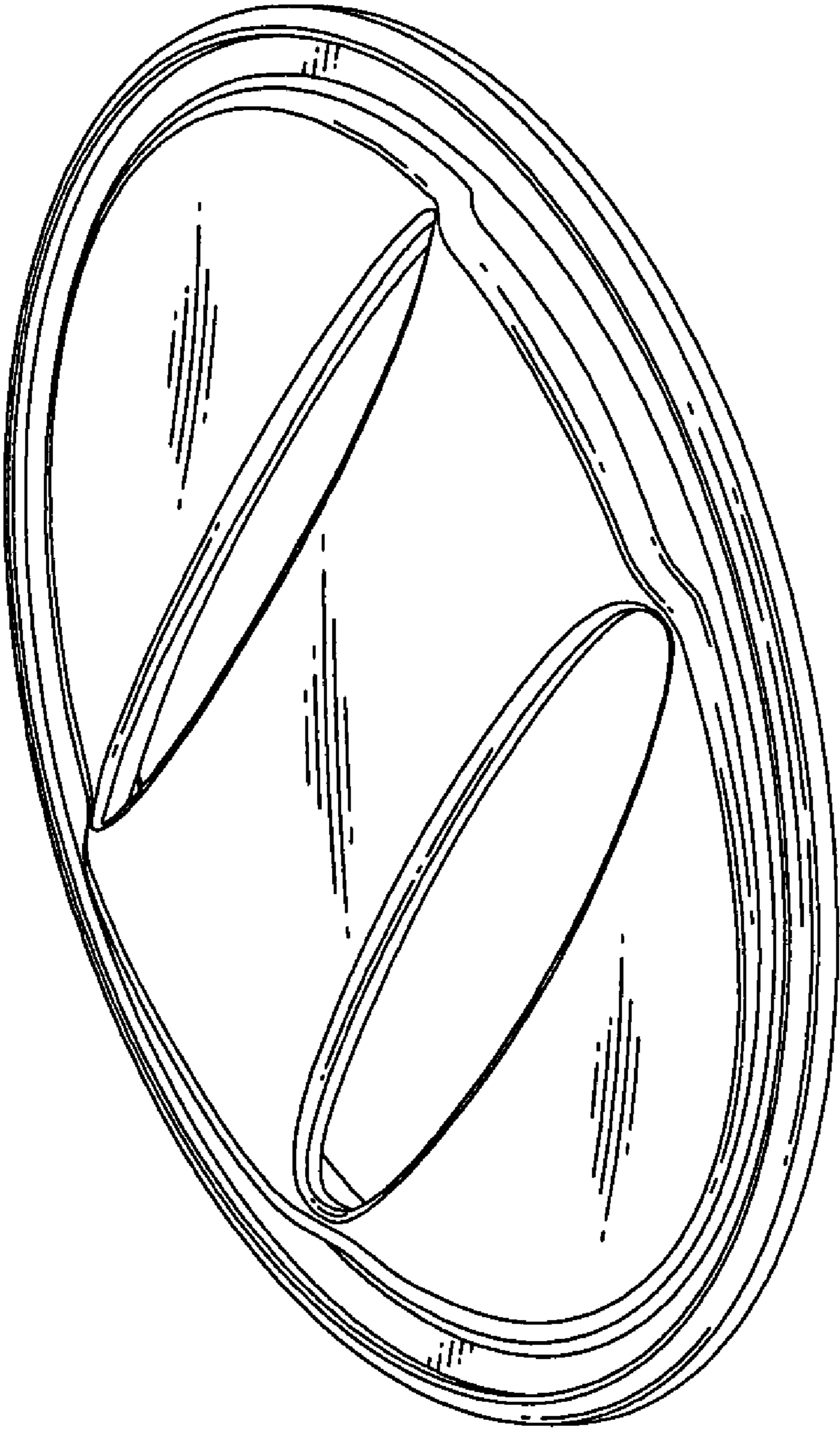


FIG. 1



FIG. 2



FIG. 3




FIG. 4



FIG. 5

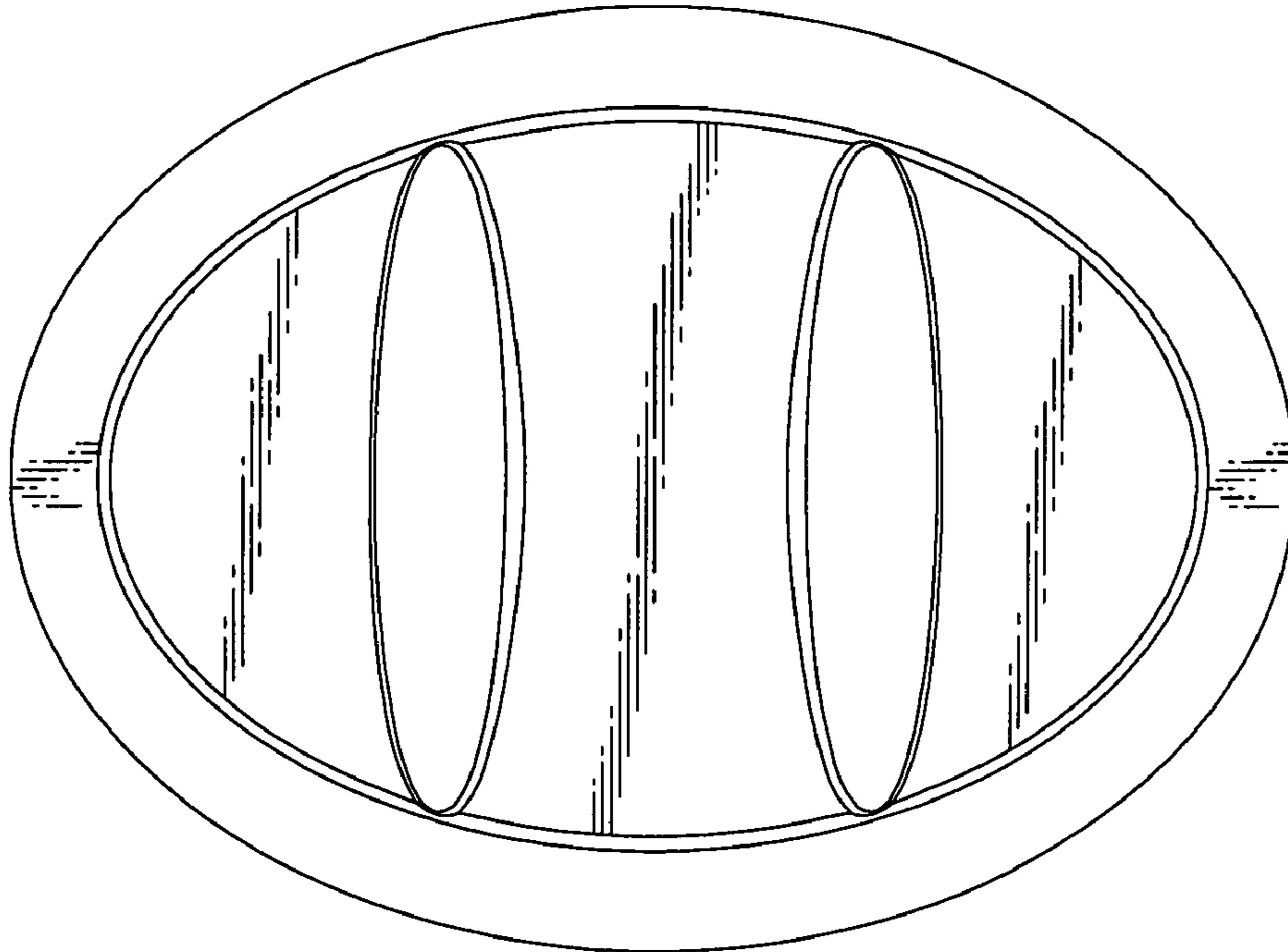


FIG. 7

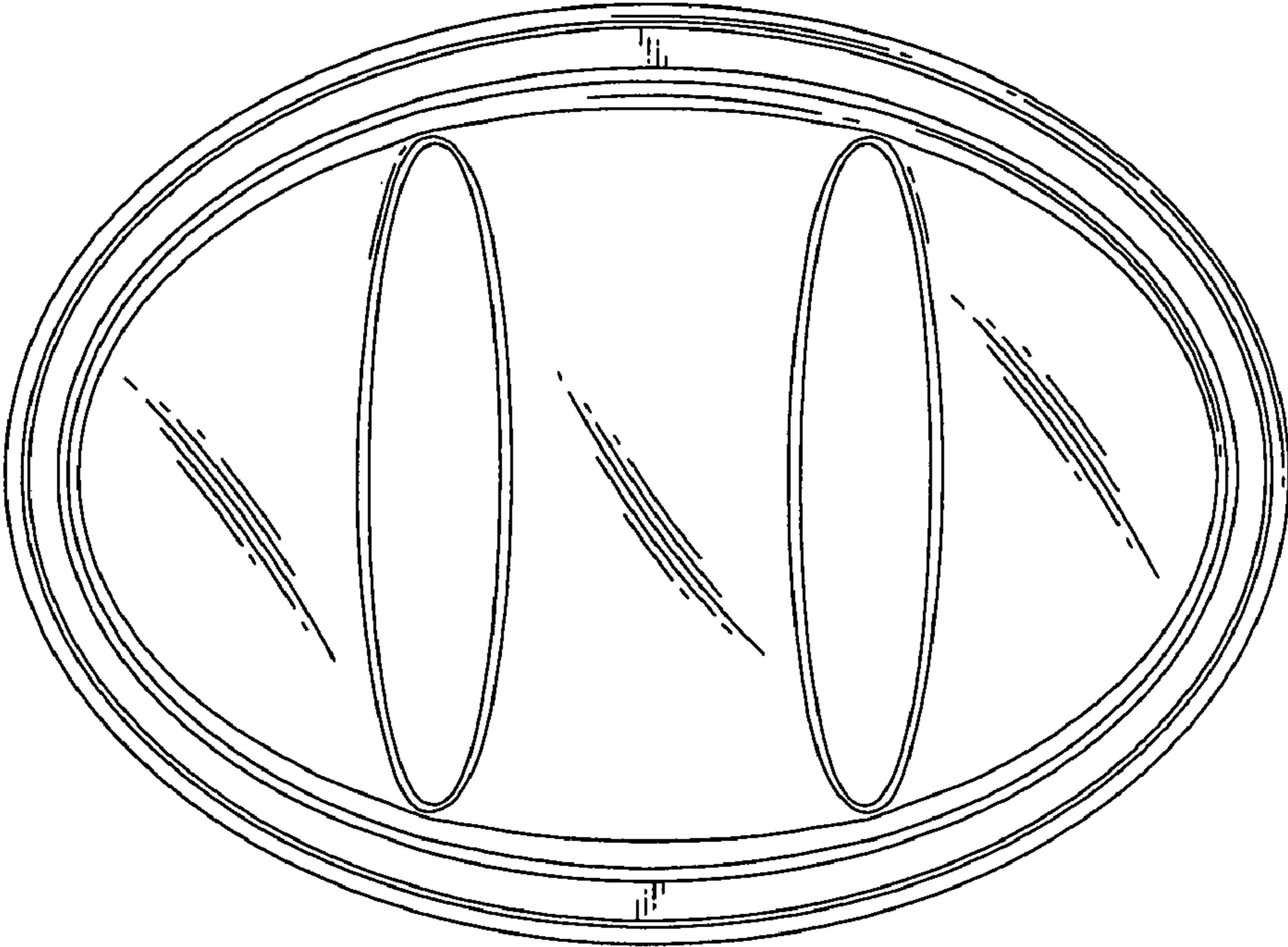


FIG. 6