



US00D568776S

(12) **United States Design Patent**  
**Hall et al.**

(10) **Patent No.:** **US D568,776 S**

(45) **Date of Patent:** **\*\* May 13, 2008**

(54) **GAUGE**

(75) Inventors: **Phillip J. Hall**, Denton, TX (US);  
**Steve Rainey**, Alvord, TX (US);  
**George Avera**, Denton, TX (US)

(73) Assignee: **Paccar Inc**, Bellevue, WA (US)

(\*\*) Term: **14 Years**

(21) Appl. No.: **29/225,848**

(22) Filed: **Mar. 21, 2005**

(51) **LOC (8) Cl.** ..... **10-04**

(52) **U.S. Cl.** ..... **D10/103**

(58) **Field of Classification Search** ..... D10/103,  
D10/50, 57, 60, 102, 122, 123, 126; 73/431,  
73/866.3, 499; 219/398; 236/15 A; 368/10,  
368/21, 37, 28-30, 63, 72-73, 80, 110, 113,  
368/82-84, 223, 228-232, 239-242, 276-278,  
368/280-286, 294-295; 374/316-317, 141,  
374/151, 155, 163, 206, 208

See application file for complete search history.

(56) **References Cited**

**U.S. PATENT DOCUMENTS**

D262,780 S \* 1/1982 Maliskas ..... D10/126  
D273,575 S \* 4/1984 Overs ..... D10/126

D473,151 S 4/2003 Shaland et al.  
6,648,505 B1 \* 11/2003 Chen ..... 374/143  
D496,940 S 10/2004 Fetterman  
D511,706 S \* 11/2005 Sauter et al. .... D10/123  
D525,551 S \* 7/2006 Jerovsek ..... D10/126  
D525,896 S \* 8/2006 Jerovsek ..... D10/126

\* cited by examiner

*Primary Examiner*—Antoine D. Davis

(74) *Attorney, Agent, or Firm*—Sidley Austin LLP

(57) **CLAIM**

The ornamental design for a gauge, as shown and described.


**DESCRIPTION**

The file of this patent contains at least one drawing/photograph executed in color. Copies of this patent with color drawing(s)/photograph(s) will be provided by the Office upon request and payment of the necessary fee.

FIGS. 1-13 are views of a first embodiment of a gauge; and, FIGS. 14 and 15 are views of a second embodiment of a gauge.

The specific numbers, text, and icons shown on the illustrative embodiments of the gauges shown in FIGS. 1-15 form no part of the claimed design.

**1 Claim, 5 Drawing Sheets**  
**(5 of 5 Drawing Sheet(s) Filed in Color)**






Fig. 1




Fig. 2




Fig. 3




Fig. 4




Fig. 5




Fig. 6




Fig. 7




Fig. 8




Fig. 9




Fig. 10




Fig. 11




Fig. 12




Fig. 13




Fig. 14




Fig. 15

UNITED STATES PATENT AND TRADEMARK OFFICE  
**CERTIFICATE OF CORRECTION**

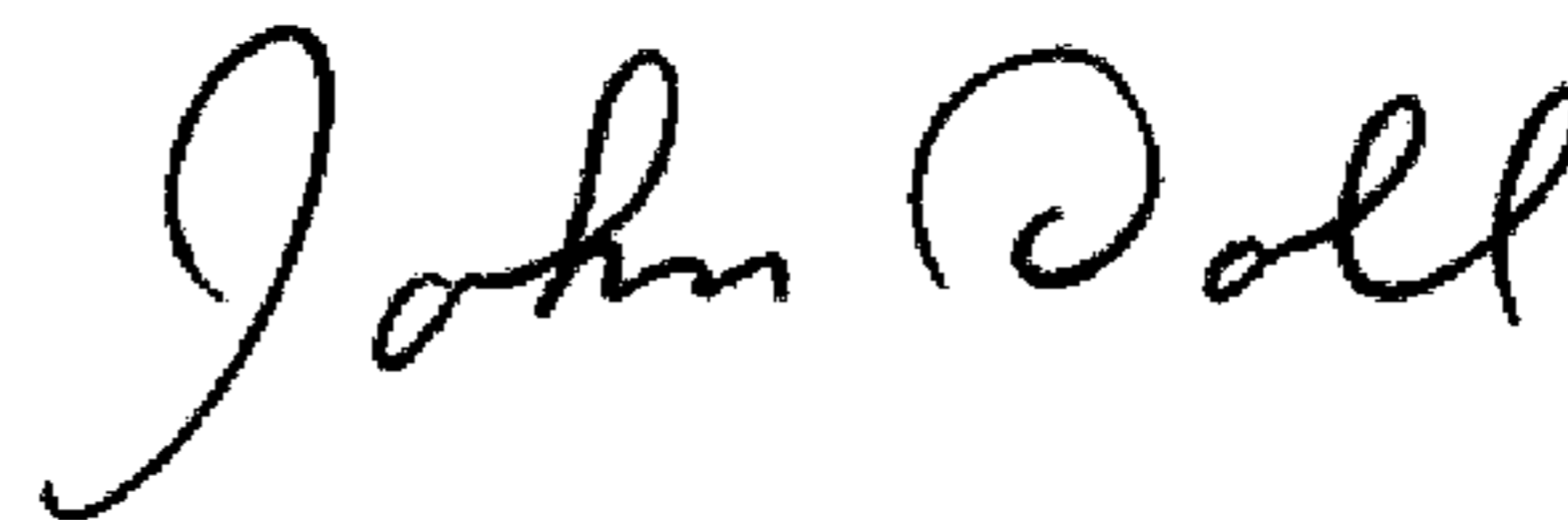
PATENT NO. : Des. 568,776 S  
APPLICATION NO. : 29/225848  
DATED : May 13, 2008  
INVENTOR(S) : P. J. Hall et al.

Page 1 of 1

It is certified that error appears in the above-identified patent and that said Letters Patent is hereby corrected as shown below:

| <u>COLUMN</u>                       | <u>LINE</u> | <u>ERROR</u>                                      |
|-------------------------------------|-------------|---|
| Title Page<br>(73)<br>Pg. 1, col. 1 | Assignee    | “Paccar Inc,” should read -- <b>PACCAR Inc</b> -- |

Signed and Sealed this  
Fourth Day of August, 2009



JOHN DOLL  
*Acting Director of the United States Patent and Trademark Office*