

US00D568769S

(12) **United States Design Patent** (10) **Patent No.:** **US D568,769 S**
Emch Ducommun (45) **Date of Patent:** **** May 13, 2008**

(54) **WRISTWATCH**

(75) Inventor: **Arlette Elsa Emch Ducommun**, La Neuveville (CH)

(73) Assignee: **The Swatch Group Management Services AG (The Swatch Group Management Services SA) (The Swatch Group Management Services Ltd)**, Biel/Bienne (CH)

(**) Term: **14 Years**

(21) Appl. No.: **29/298,169**

(22) Filed: **Nov. 30, 2007**

(30) **Foreign Application Priority Data**

Jul. 12, 2007 (WO) DM/069 102

(51) **LOC (8) Cl.** **10-02**

(52) **U.S. Cl.** **D10/32**

(58) **Field of Classification Search** D10/30-39, D10/122-132; 368/276, 281, 282, 285, 80, 368/223, 228, 232, 21, 28, 288, 308, 319; D11/3, 12; 63/3, 3.1
See application file for complete search history.

(56) **References Cited**

U.S. PATENT DOCUMENTS

- 2,392,115 A * 1/1946 Blumstein 59/79.3
- 3,475,902 A * 11/1969 Wessel 368/10
- D217,829 S * 6/1970 Uengsakul D11/21
- D300,412 S * 3/1989 Guan D11/12
- D325,883 S * 5/1992 St. Dizier D11/21
- D357,637 S * 4/1995 Riley D10/30
- D370,856 S * 6/1996 Krieger D10/32
- D384,296 S * 9/1997 Giardiello D10/39

- 5,742,565 A * 4/1998 Cuinet et al. 368/190
- D401,866 S * 12/1998 Pandel D10/32
- D474,118 S * 5/2003 Monachon D10/32
- D502,879 S * 3/2005 Bernheim D10/32
- D521,395 S * 5/2006 Slimane D10/32
- D524,171 S * 7/2006 Monachon D10/32
- D525,537 S * 7/2006 Monachon D10/32
- D538,182 S * 3/2007 Lalo D10/32
- D538,184 S * 3/2007 Scheufele D10/39
- D549,113 S * 8/2007 Duong D10/32
- D549,598 S * 8/2007 Yoshikawa D10/32
- D553,534 S * 10/2007 d'Origny D10/124
- D554,538 S * 11/2007 Galliano D10/32
- D554,539 S * 11/2007 Galliano D10/32
- D555,515 S * 11/2007 Krieger D10/31

* cited by examiner

Primary Examiner—Lucy Lieberman

(74) *Attorney, Agent, or Firm*—Collen IP; Donald J. Ranft

(57) **CLAIM**

The ornamental design for a wristwatch, as shown and described.

DESCRIPTION

FIG. 1 is a front view of my new, original and ornamental design for a wristwatch;

FIG. 2 is a rear view thereof;

FIG. 3 is a right side view thereof;

FIG. 4 is a left side view thereof;

FIG. 5 is a bottom view thereof;

FIG. 6 is a top view thereof;

FIG. 7 is a front perspective view thereof; and,

FIG. 8 is a rear perspective view thereof.

1 Claim, 5 Drawing Sheets

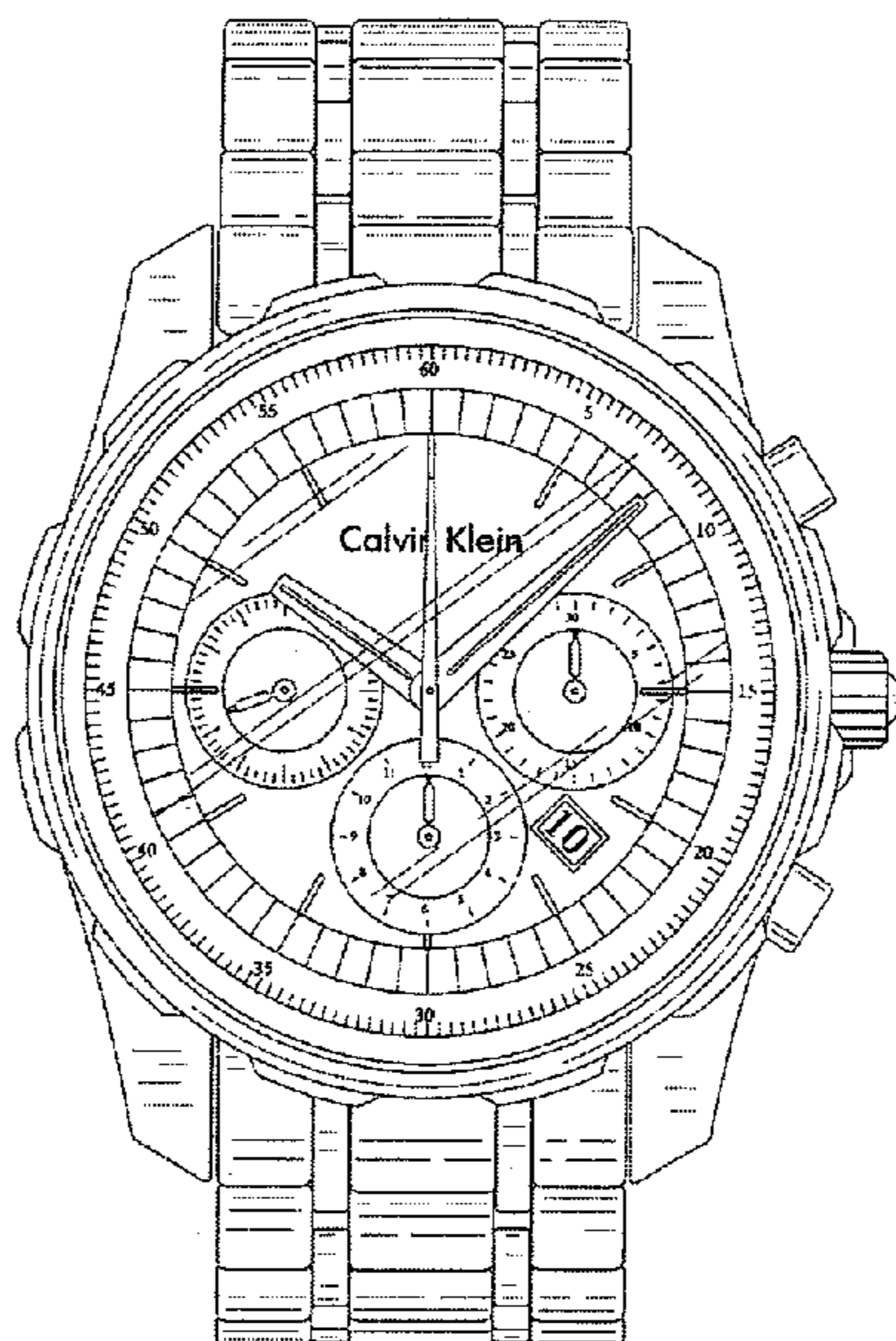




Fig. 1

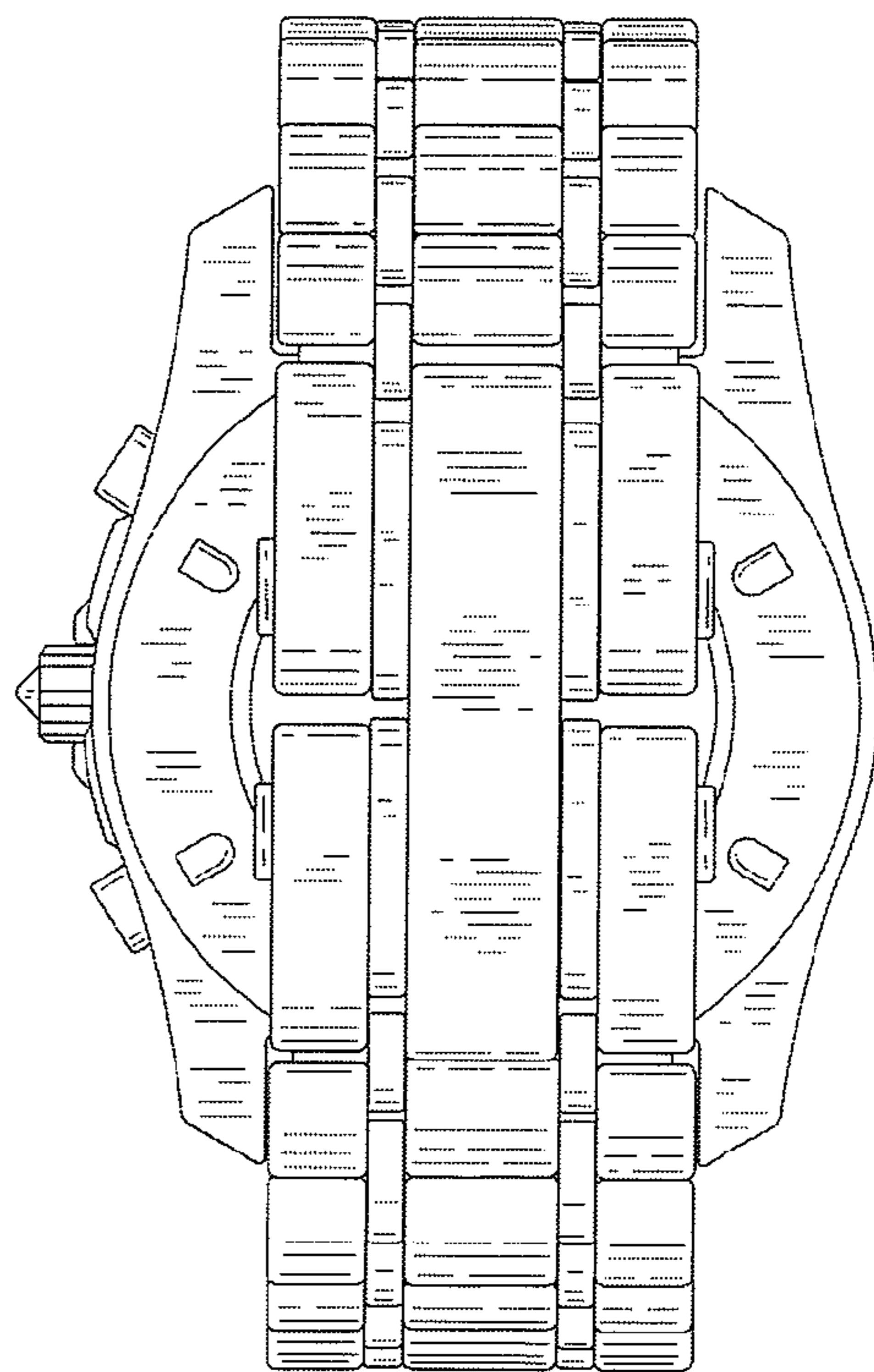


Fig. 2




Fig. 3




Fig. 4

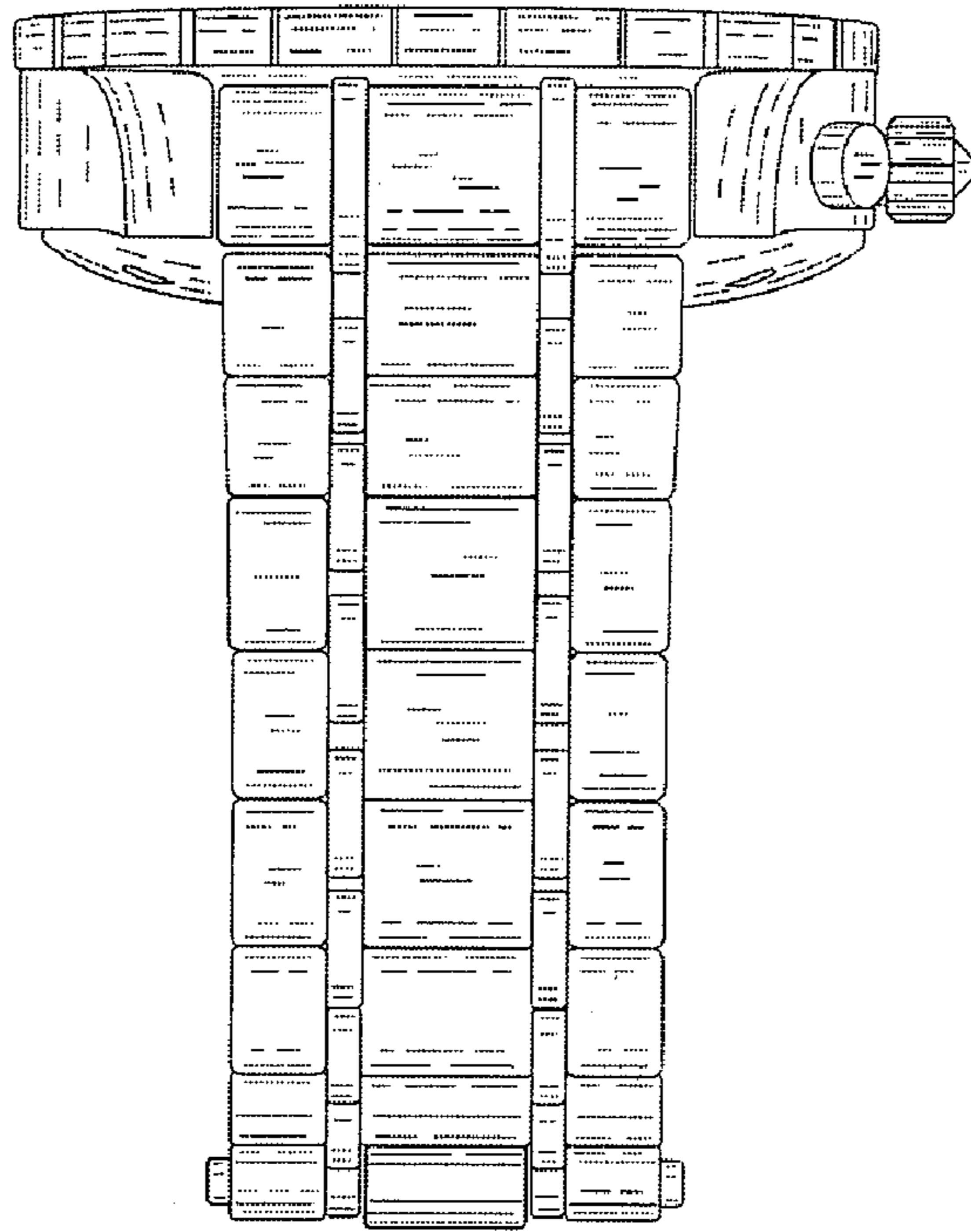


Fig. 5

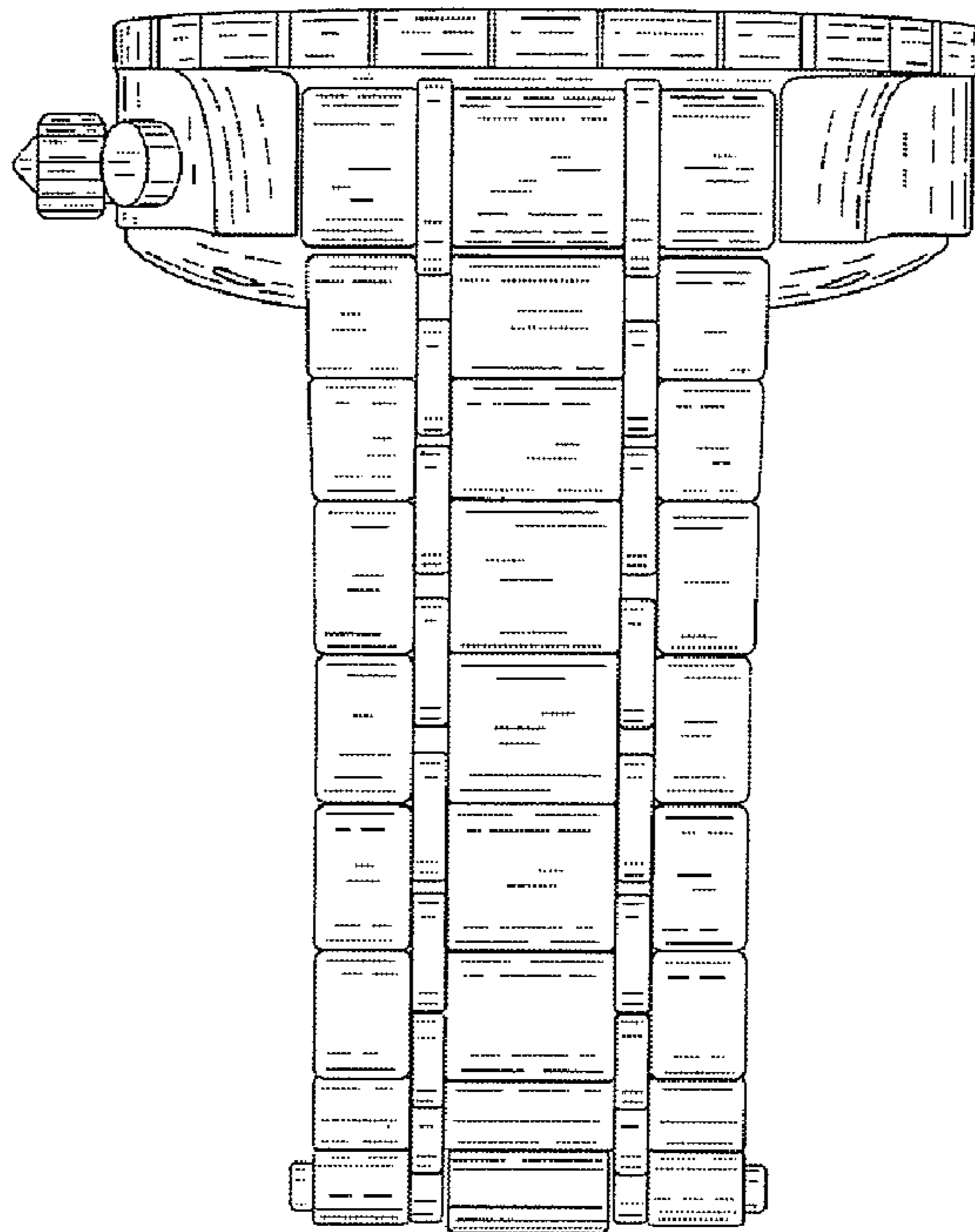


Fig. 6



Fig. 7

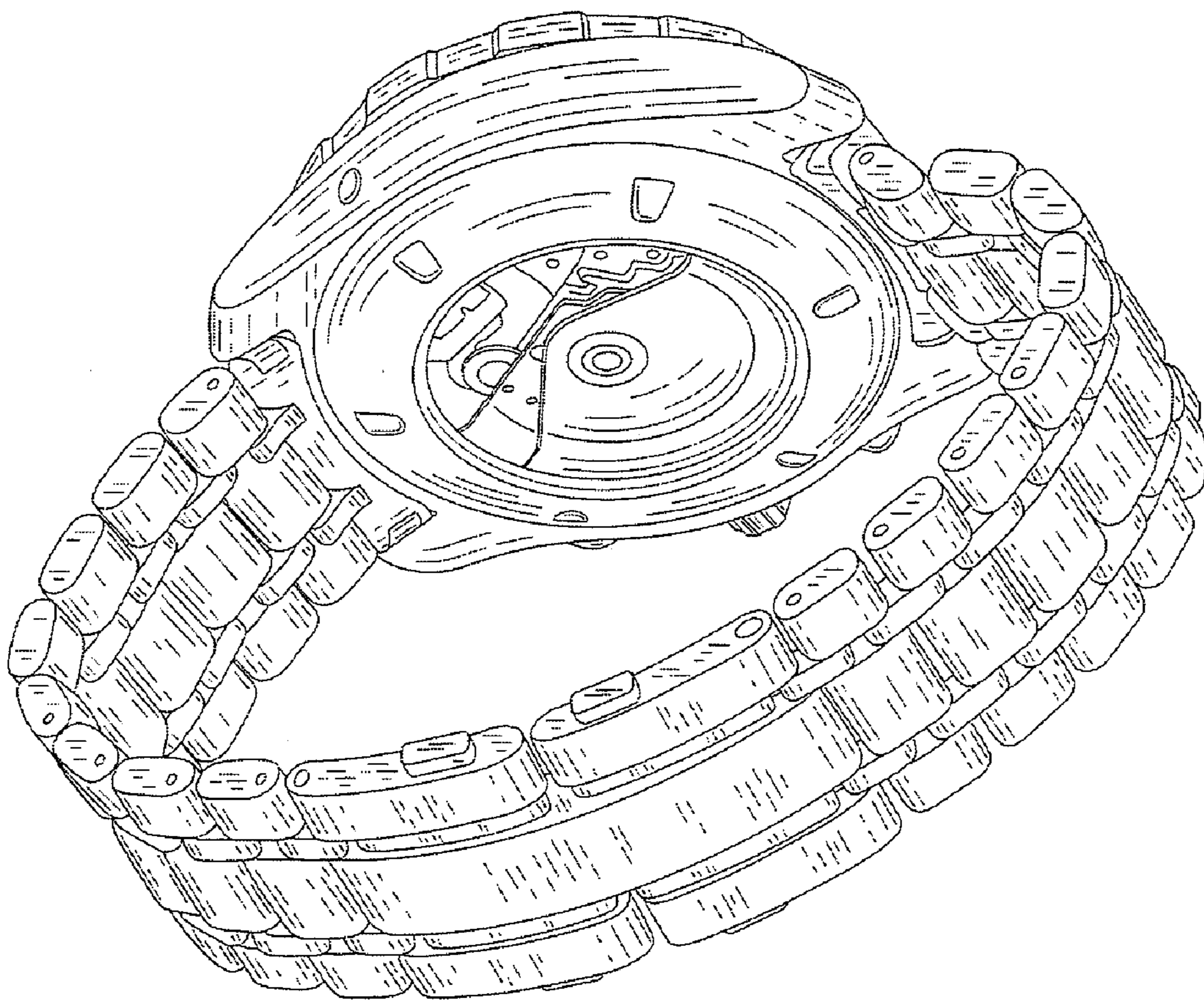


Fig. 8