

US00D568760S

(12) **United States Design Patent**  
**Trappmaier**

(10) **Patent No.:** **US D568,760 S**  
(45) **Date of Patent:** **\*\* May 13, 2008**

(54) **STAND-UP POUCH FOR SNACKS OR THE LIKE**

(75) Inventor: **Hermann Trappmaier**, Peuerbach (AT)

(73) Assignee: **Magic Fruits Beauty Snack GmbH**,  
Neumarkt im Hausruckkreis (AT)

(\*\*) Term: **14 Years**

(21) Appl. No.: **29/285,175**

(22) Filed: **Mar. 21, 2007**

(30) **Foreign Application Priority Data**

Sep. 21, 2006 (EM) ..... 000592712

(51) **LOC (8) Cl.** ..... **09-05**

(52) **U.S. Cl.** ..... **D9/712**

(58) **Field of Classification Search** ..... D9/702-712,  
D9/720-722, 414, 424, 430-433; 229/922,  
229/923, 116.1, 87.08, 87.06; 206/822; 426/106;  
383/123, 120, 127, 907, 104, 105, 106, 121,  
383/103, 107, 94, 10; 222/92, 105, 107,  
222/541.1; D24/118, 207

See application file for complete search history.

(56) **References Cited**

**U.S. PATENT DOCUMENTS**

4,826,006 A \* 5/1989 Chainard ..... 206/362.4  
D319,780 S \* 9/1991 Laaki ..... D9/707  
D363,670 S \* 10/1995 Sullivan ..... D9/720  
D396,002 S \* 7/1998 Bell ..... D9/707  
D407,969 S \* 4/1999 Planchard ..... D9/703

D433,625 S \* 11/2000 Berman ..... D9/710  
6,231,237 B1 \* 5/2001 Geller ..... 383/119  
D452,818 S \* 1/2002 Berman ..... D9/707  
6,409,386 B1 \* 6/2002 Trani et al. .... 383/120  
D468,195 S \* 1/2003 Bell ..... D9/707  
D502,390 S \* 3/2005 Ouchi ..... D9/705  
6,957,915 B2 \* 10/2005 Tankersley ..... 383/109  
7,014,363 B2 \* 3/2006 Hanson ..... 383/120  
D545,214 S \* 6/2007 Carter ..... D9/703  
D546,520 S \* 7/2007 Glas ..... D34/1  
D552,482 S \* 10/2007 Lin ..... D9/703

\* cited by examiner

*Primary Examiner*—Caron D. Veynar

*Assistant Examiner*—Abraham Bahta

(74) *Attorney, Agent, or Firm*—Abelman, Frayne & Schwab

(57) **CLAIM**

The ornamental design for a stand-up pouch for snacks or the like, as shown and described.

**DESCRIPTION**

FIG. 1 is a perspective view of a stand-up pouch for snacks or the like showing my new design;

FIG. 2 is a front elevational view thereof;

FIG. 3 is a left side elevational view thereof;

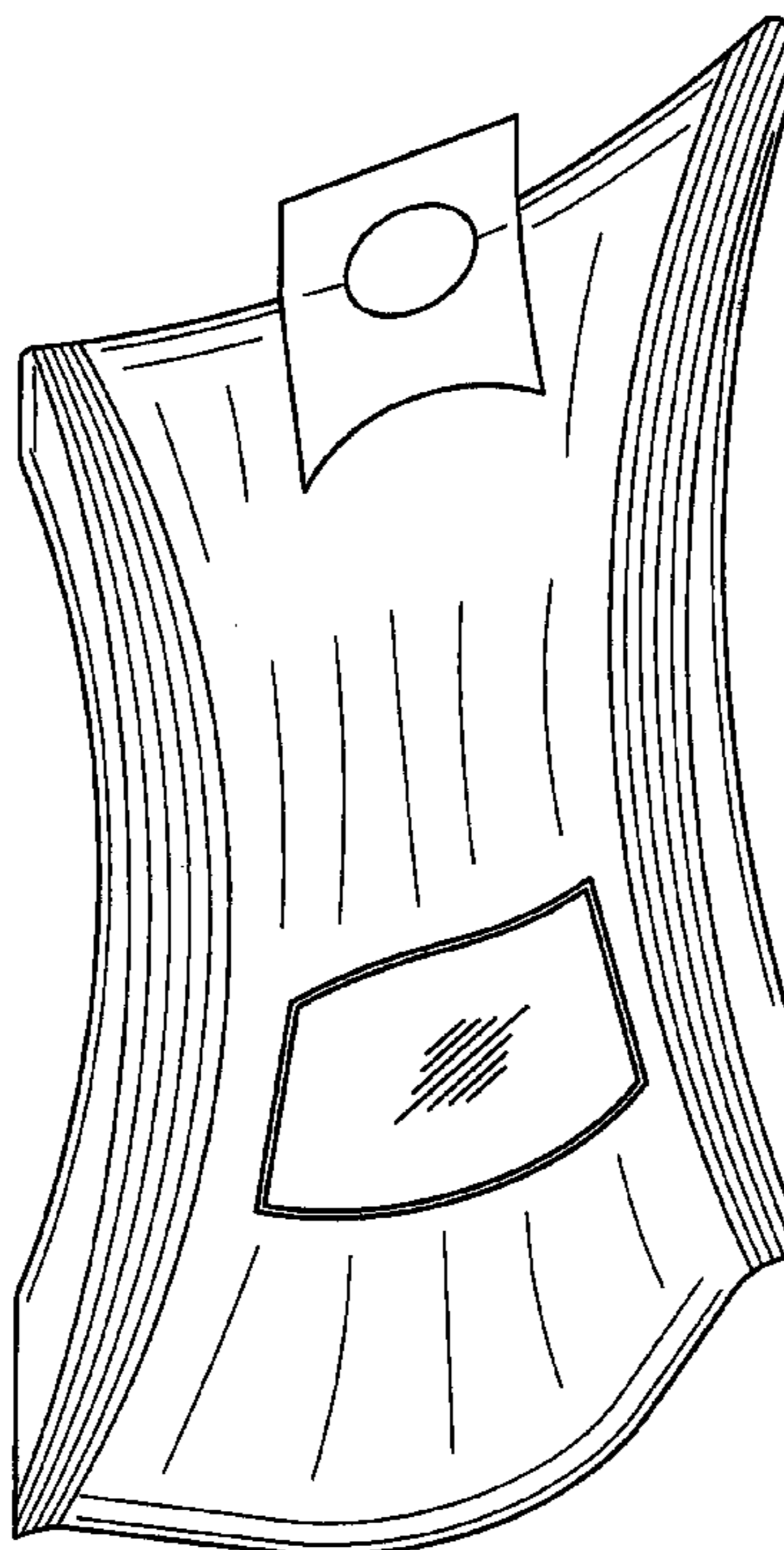
FIG. 4 is a rear elevational view thereof;

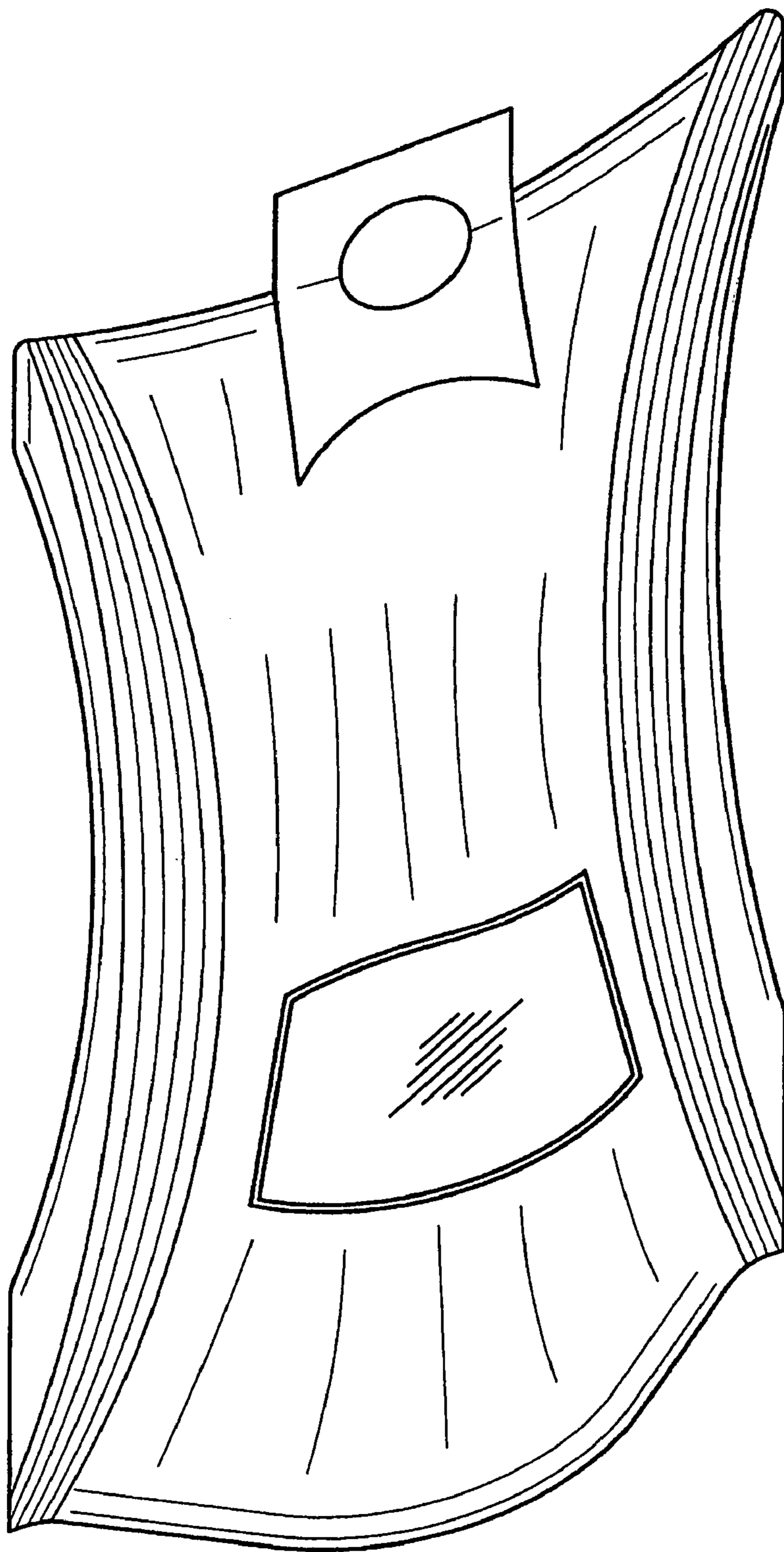
FIG. 5 is a right side elevational view thereof;

FIG. 6 is a top plan view thereof; and,

FIG. 7 is a bottom plan view thereof.

**1 Claim, 7 Drawing Sheets**





**FIG. 1**

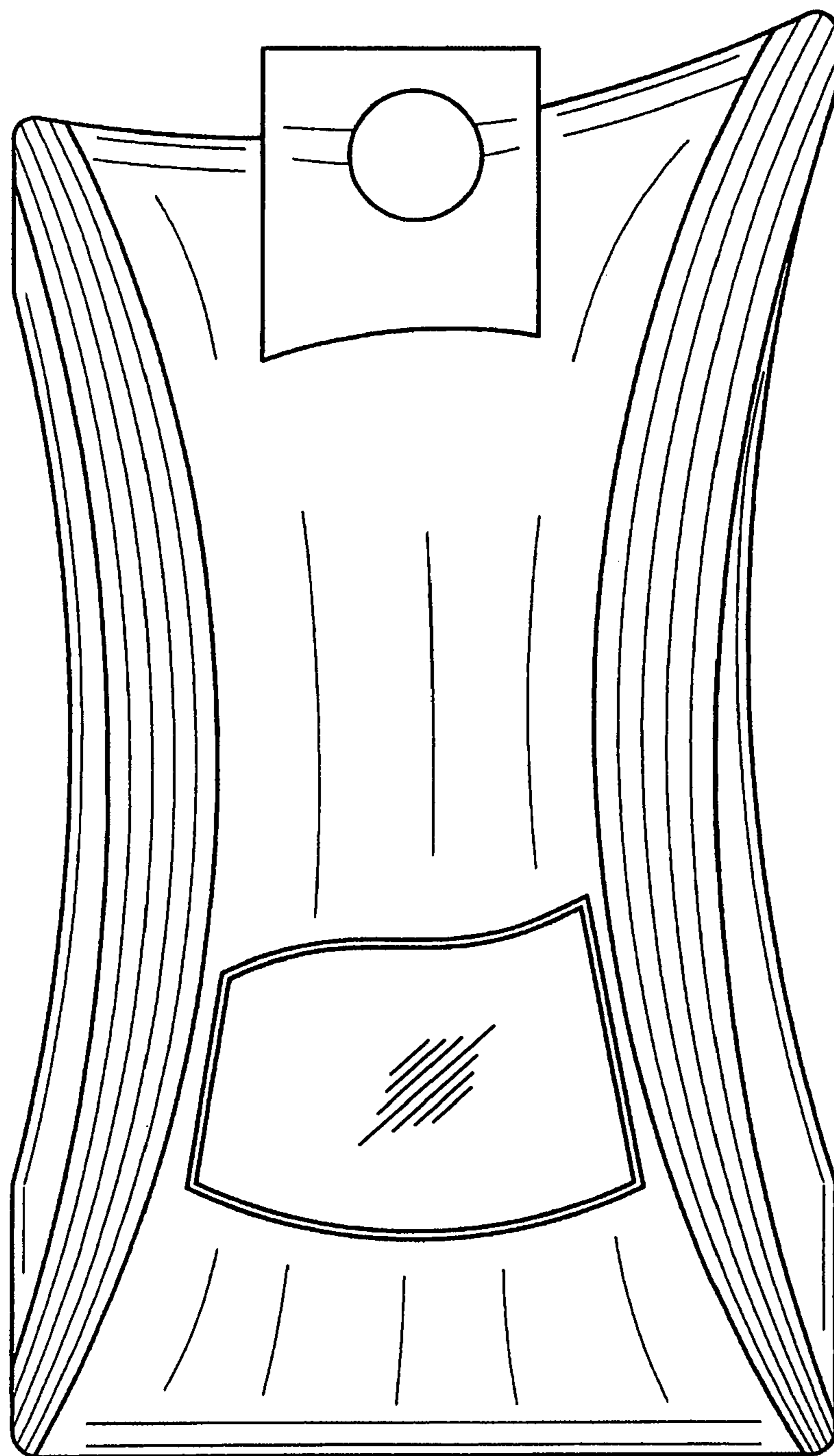
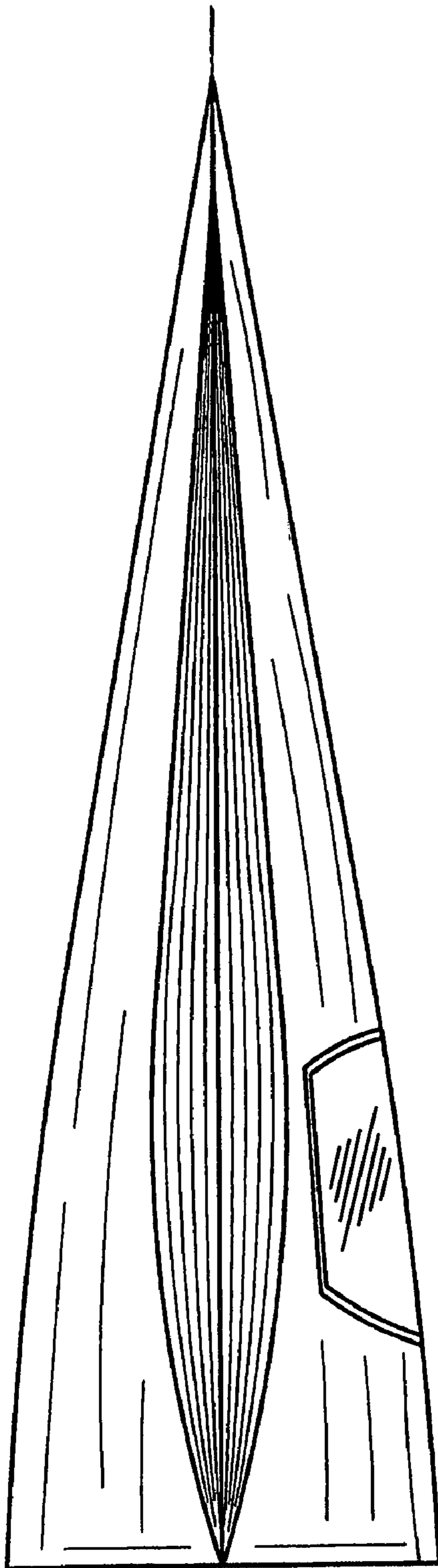


FIG. 2



**FIG. 3**

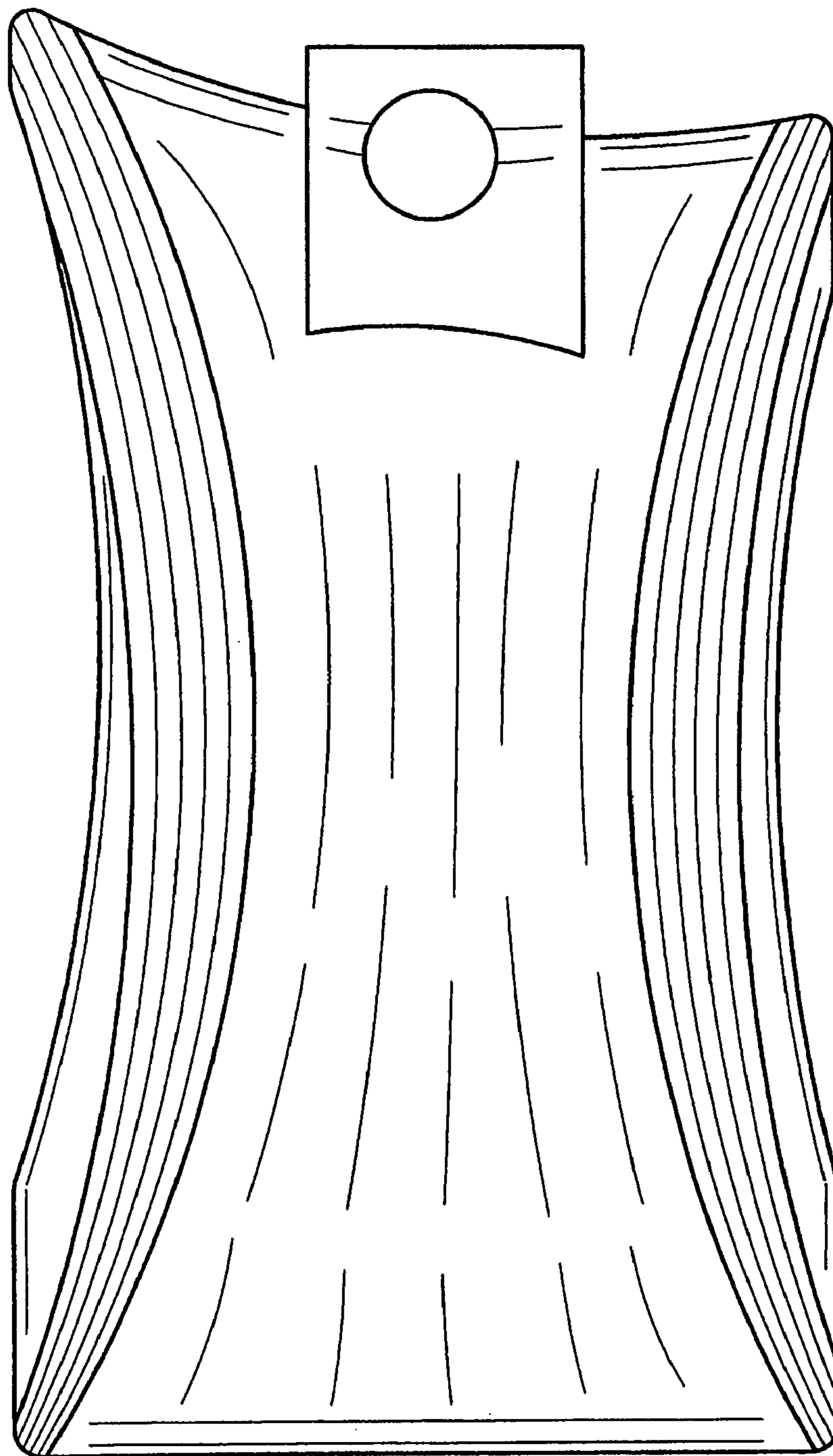
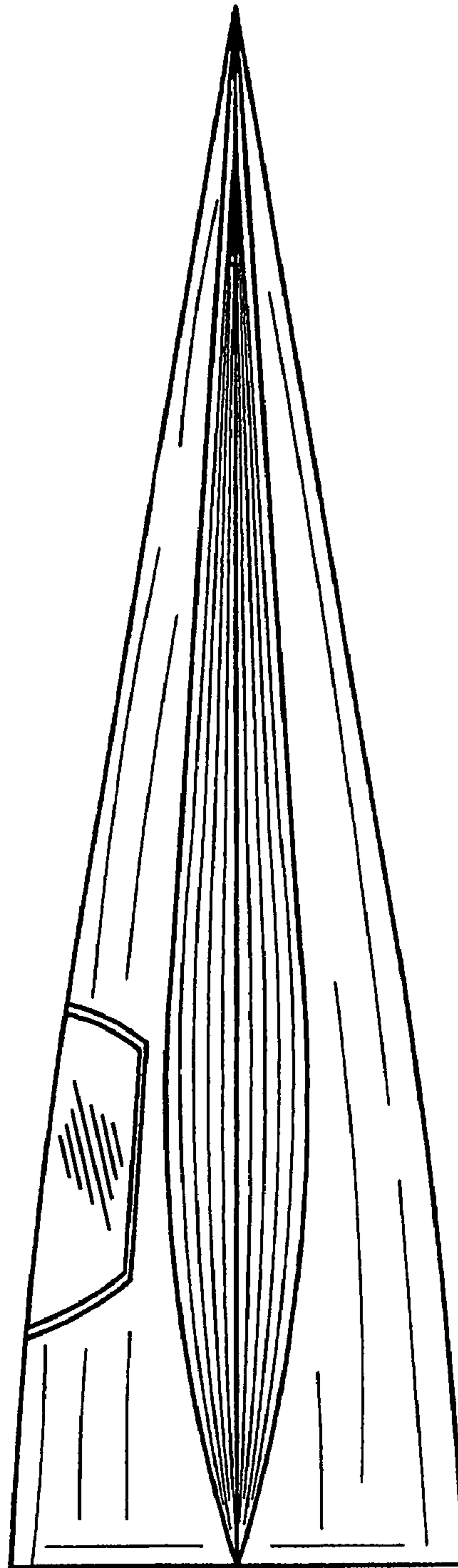
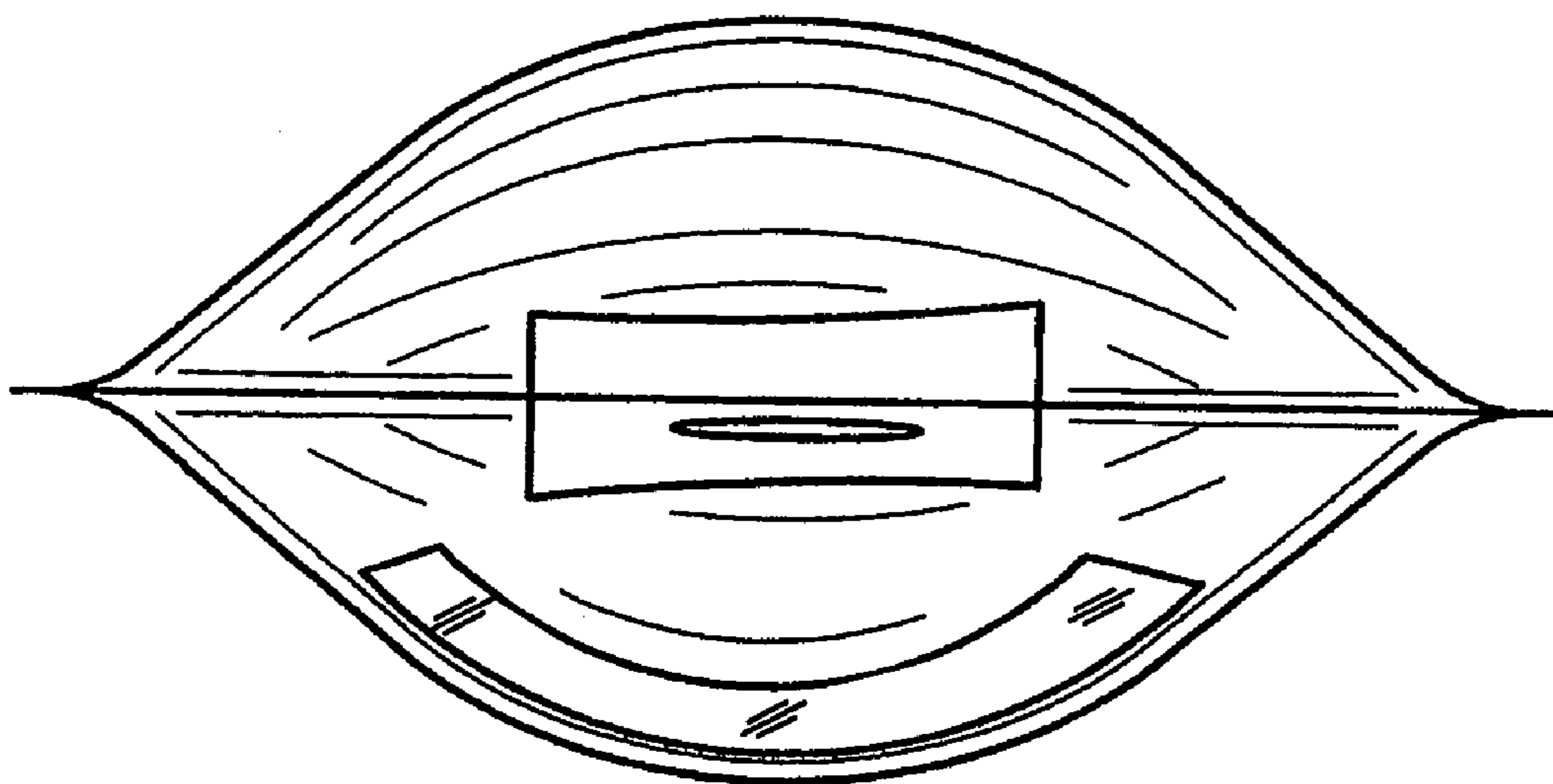


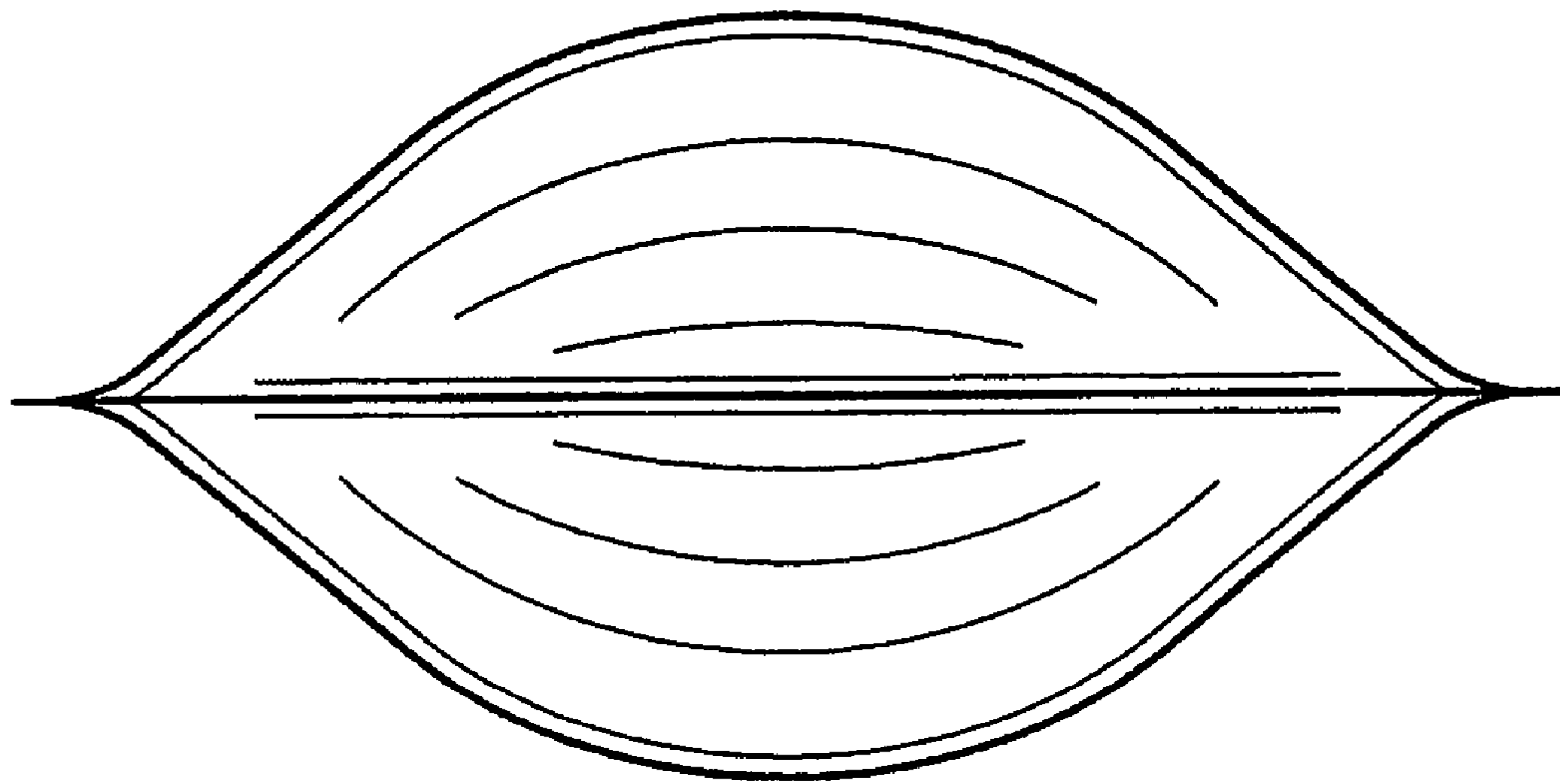
FIG. 4



*FIG. 5*



*FIG. 6*



*FIG. 7*