



US00D568759S

(12) **United States Design Patent**
Jones

(10) **Patent No.:** **US D568,759 S**
(45) **Date of Patent:** **** May 13, 2008**

(54) **VEHICLE TIRE SHAPED FLUID CONTAINER**

(74) *Attorney, Agent, or Firm*—Alfred M. Walker; Frank Tolin

(76) Inventor: **Garon G. Jones**, 22 Cassandra Ct.,
Monroe, NJ (US) 08831

(57) **CLAIM**

The ornamental design for a vehicle tire shaped fluid container, as shown and described.

(**) Term: **14 Years**

(21) Appl. No.: **29/272,273**

DESCRIPTION

(22) Filed: **Feb. 5, 2007**

(51) **LOC (8) Cl.** **09-01**

(52) **U.S. Cl.** **D9/672; D9/675**

(58) **Field of Classification Search** D9/600,
D9/672-675, 516, 519, 544-545, 548-551,
D9/563; 206/457, 459.1, 459.5, 822-823;
220/890

See application file for complete search history.

FIG. 1 is a front perspective view of a vehicle tire shaped fluid container, showing my new design, with a cap in place;

FIG. 2 is a front perspective view of the vehicle tire shaped fluid container as in FIG. 1, showing my new design, with the cap removed;

FIG. 3 is a left side elevation view thereof, the right side elevation view being a mirror image thereof; and,

FIG. 4 is a rear perspective view, shown standing upon an optional base at 90 degrees to the position shown in FIGS. 1 to 3.

The optional trapezoidal base portion, with a logo thereon, shown in dashed phantom lines in FIGS. 1 to 4 is shown for environmental purposes only and forms no part of the claimed design.

The optional bar handle portion shown in dashed phantom lines in FIG. 4 is shown for environmental purposes only and forms no part of the claimed design.

(56) **References Cited**

U.S. PATENT DOCUMENTS

D213,762 S *	4/1969	Weckman	D9/672
4,815,607 A *	3/1989	Agapiou	206/579
D329,326 S *	9/1992	Sheehy et al.	D9/563
D430,796 S *	9/2000	Miller	D9/672
D533,303 S *	12/2006	Angeletta	D28/7
D546,703 S *	7/2007	Sellars	D9/675

* cited by examiner

Primary Examiner—Sandra Morris

1 Claim, 2 Drawing Sheets




Fig. 1

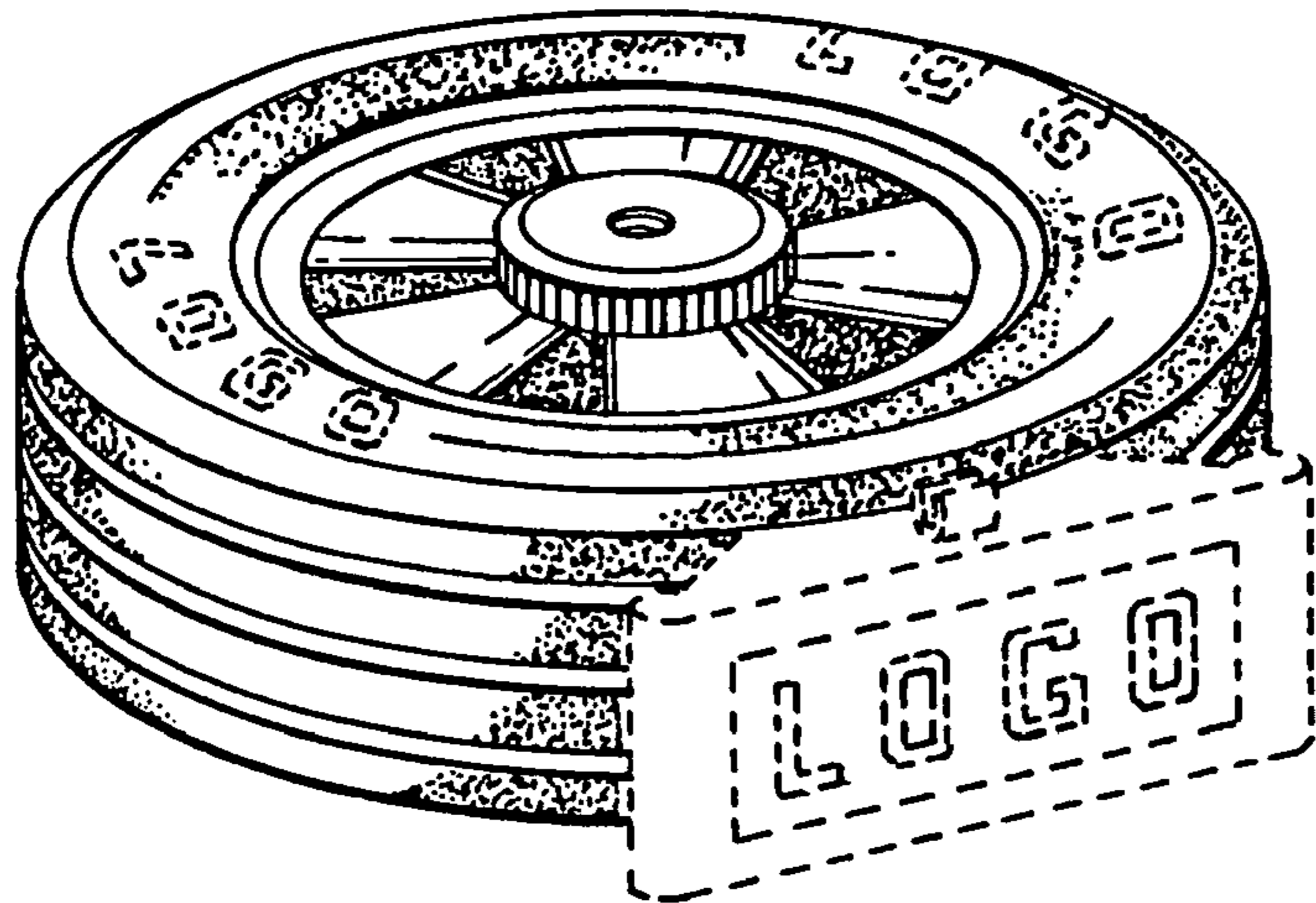


Fig. 2

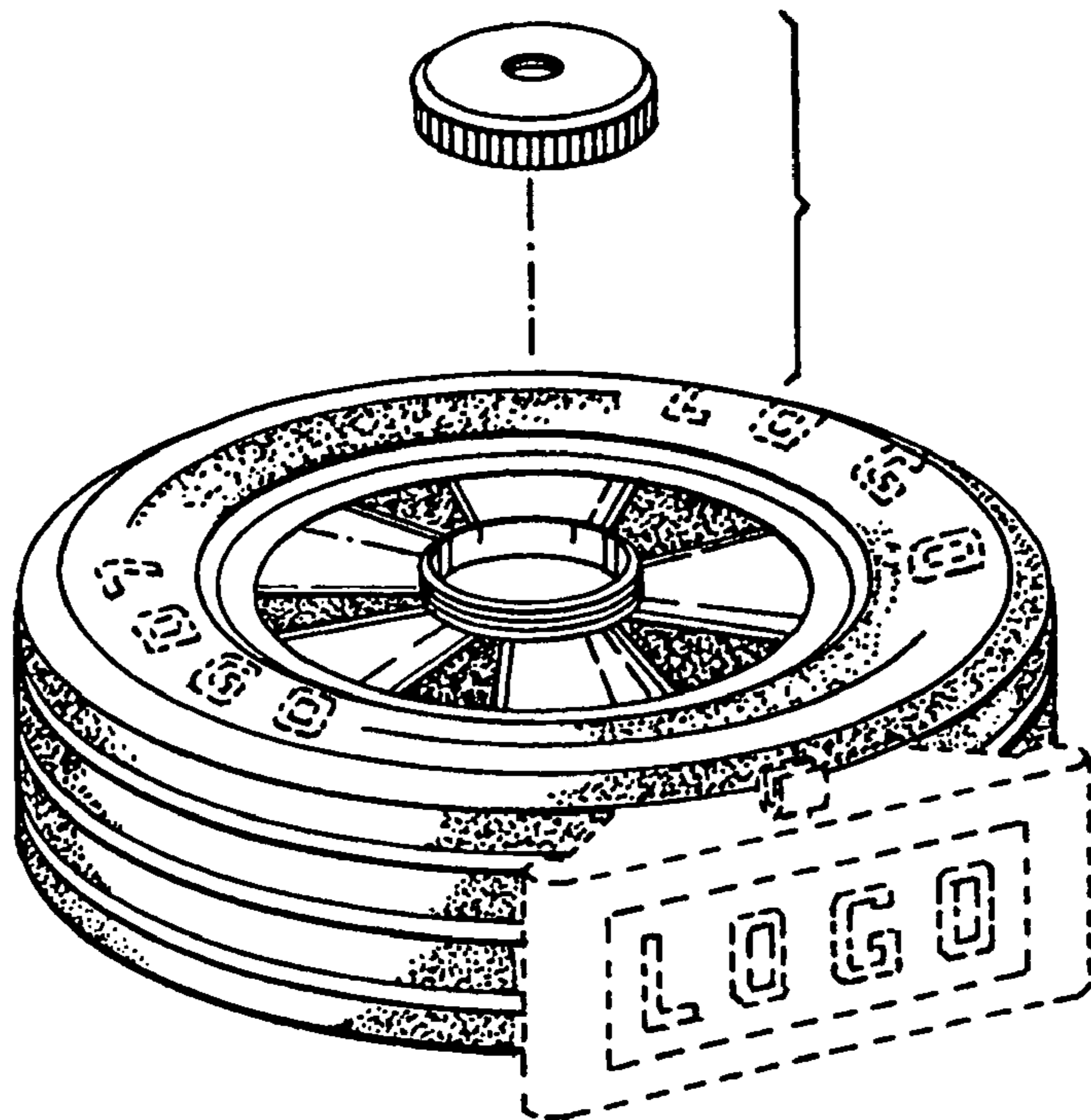


Fig. 3




Fig. 4

