



US00D568758S

(12) **United States Design Patent**  
**Burks**

(10) **Patent No.:** **US D568,758 S**

(45) **Date of Patent:** **\*\* \*May 13, 2008**

(54) **FRAGRANCE BOTTLE**

(75) Inventor: **Stephen Burks**, Boston, MA (US)

(73) Assignee: **Missoni S.p.A.**, Sumirago (VA) (IT)

(\*\*) Term: **14 Years**

(21) Appl. No.: **29/253,939**

(22) Filed: **Feb. 15, 2006**

(51) **LOC (8) Cl.** ..... **09-01**

(52) **U.S. Cl.** ..... **D9/670; D9/519; D9/526**

(58) **Field of Classification Search** ..... D9/600,  
D9/635, 670, 516, 519-521, 525-529, 544-546,  
D9/549; D28/91.1; 206/457-458, 822;  
215/375, 400; 220/890; 229/116.1-116.3  
See application file for complete search history.

(56) **References Cited**

**U.S. PATENT DOCUMENTS**

D199,347 S	10/1964	Kettell	
D215,922 S	11/1969	Marsh	
D286,606 S	11/1986	Curtis et al.	
D291,538 S	8/1987	Voigt	
D311,786 S	10/1990	Canovas	
D339,986 S *	10/1993	Garouste et al. ....	D9/529
D379,303 S	5/1997	Broye	
D395,240 S *	6/1998	Dinand .....	D9/526
D399,749 S *	10/1998	Dinand .....	D9/521
D423,299 S	4/2000	Burrus	
D440,828 S	4/2001	Burrus	
6,672,249 B2 *	1/2004	Garcia-Lucio et al. ....	119/72
D502,774 S	3/2005	Drumheller	
D514,939 S *	2/2006	Miozzo et al. ....	D9/526
D537,347 S *	2/2007	Burks .....	D9/519

**FOREIGN PATENT DOCUMENTS**

AU	94762	1/1987
AU	94805	1/1987
AU	107883	6/1990
AU	111168	5/1991
AU	113851	5/1992
AU	113852	5/1992

AU	113853	5/1992
AU	115034	9/1992
AU	119465	2/1994
AU	119696	3/1994
AU	120619	6/1994
AU	120746	7/1994
AU	129722	4/1997
AU	139623	1/2000
AU	141927	10/2000
AU	143482	4/2001
AU	145262	9/2001
AU	303229	9/2005

(Continued)

**OTHER PUBLICATIONS**

“The Perfume Atomizer” by Tirza True Latimer, 1991. p. 98, bottom bottle.\*

*Primary Examiner*—Sandra Morris

(74) *Attorney, Agent, or Firm*—Cynthia R. Miller

(57) **CLAIM**

Ornamental design for a fragrance bottle, substantially as shown.

**DESCRIPTION**

FIG. 1 is a top, front and right side perspective view of a new design for a fragrance bottle;

FIG. 2 is a right side elevation view of the fragrance bottle shown in FIG. 1;

FIG. 3 is a left side elevation view of the fragrance bottle shown in FIG. 1;

FIG. 4 is a front elevation view of the fragrance bottle shown in FIG. 1;

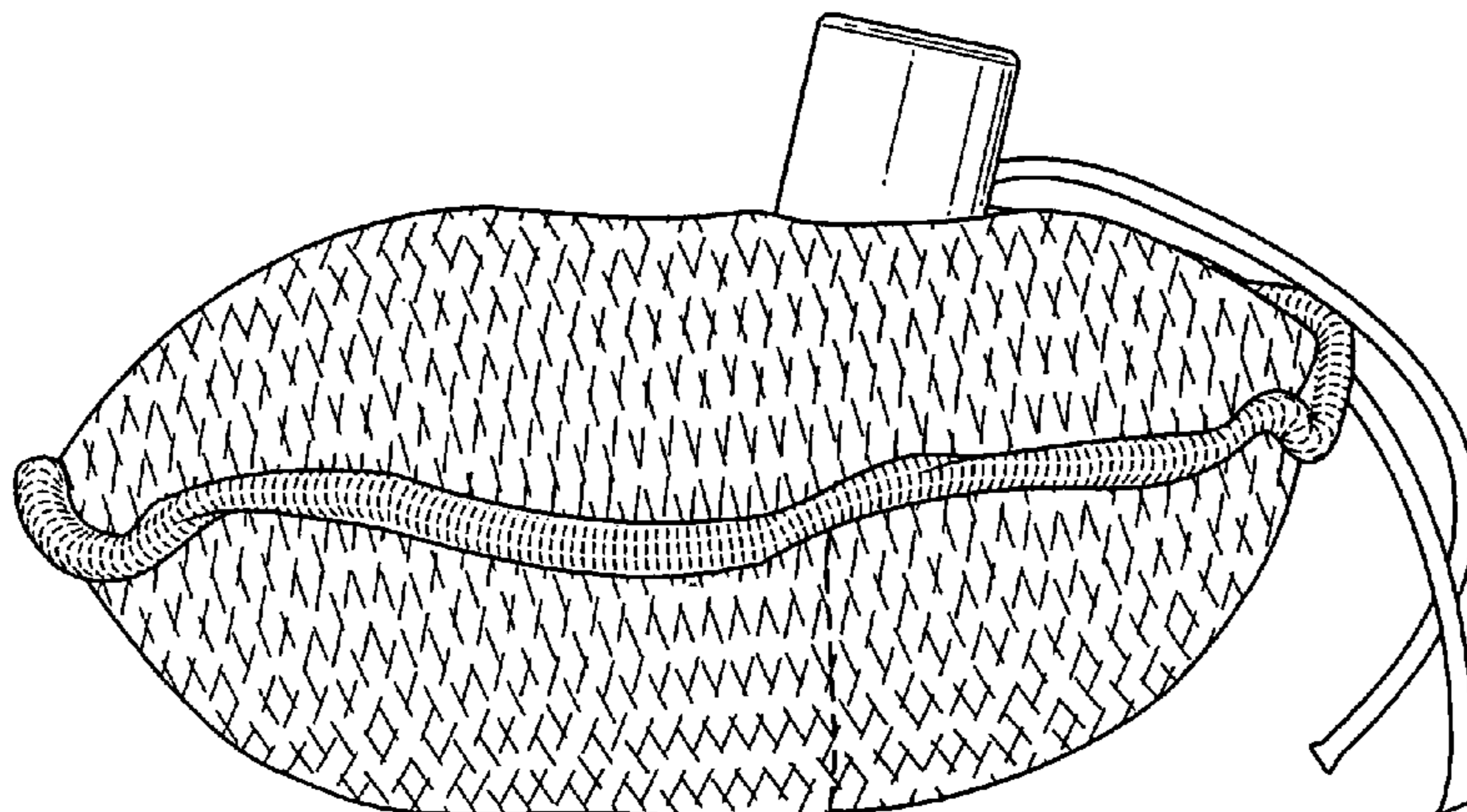
FIG. 5 is a rear elevation view of the fragrance bottle shown in FIG. 1;

FIG. 6 is a top plan view of the fragrance bottle shown in FIG. 1; and,

FIG. 7 is a bottom plan view of the fragrance bottle shown in FIG. 1.

The broken lines shown in the figures are for illustrative purposes only and form no part of the claimed design.

**1 Claim, 4 Drawing Sheets**



# US D568,758 S

Page 2

---

FOREIGN PATENT DOCUMENTS					
			TW	215769	11/1993
			TW	294447	12/1996
EM	391164-0001	11/2005	WO	DM047664	7/1999
JP	915423	12/1994	WO	DM048266	8/1999
JP	D1136165	3/2002	WO	DM050893	5/2000
KR	30-0119367	10/1991	WO	DM052741	10/2000
KR	30-0135918	4/1993	WO	DM063435	5/2003
KR	30-0243908	9/1999	WO	DM067173	12/2005
KR	30-0255555	4/2000			
KR	30-0339099	12/2003			

\* cited by examiner

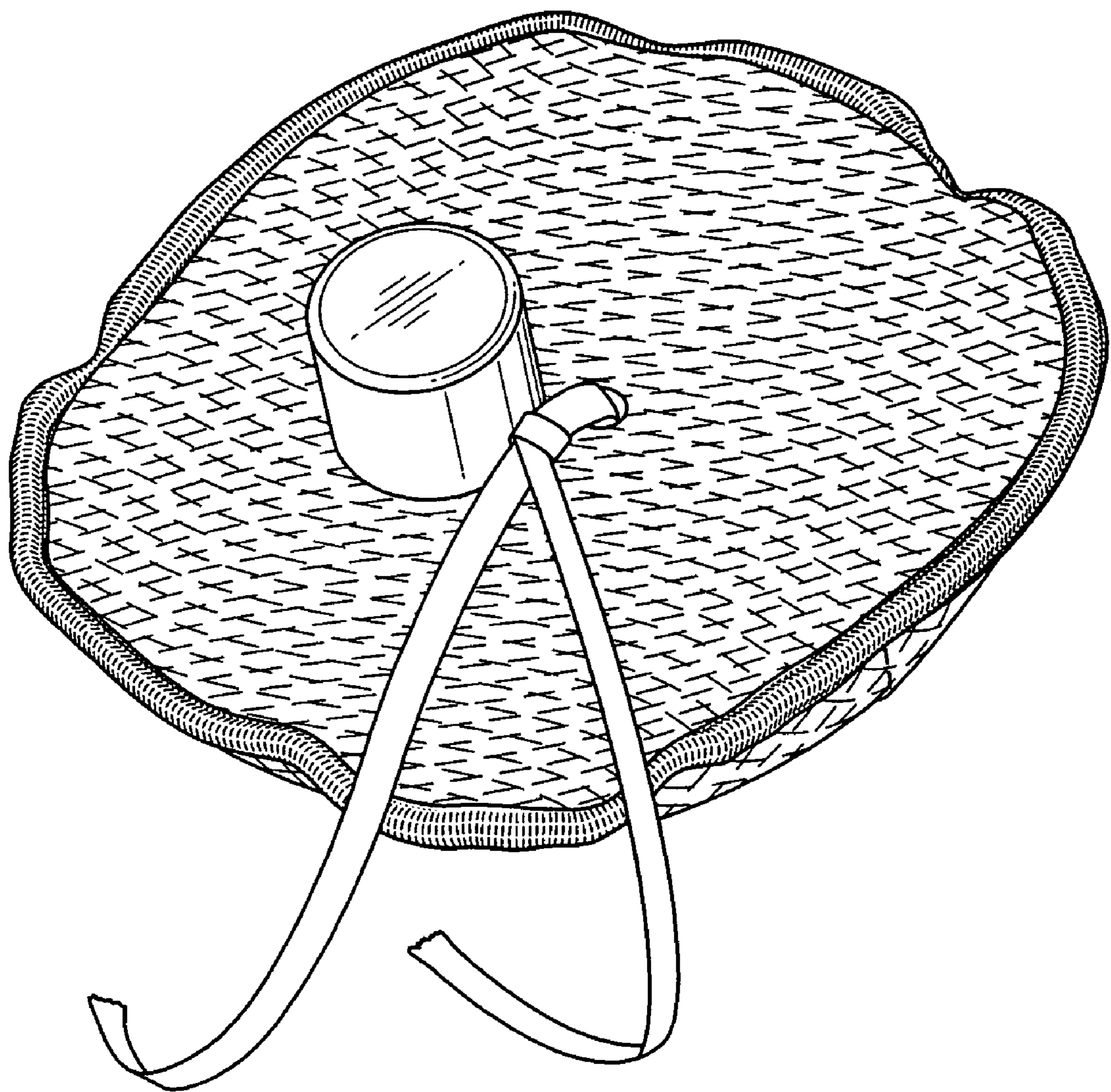


FIG. 1

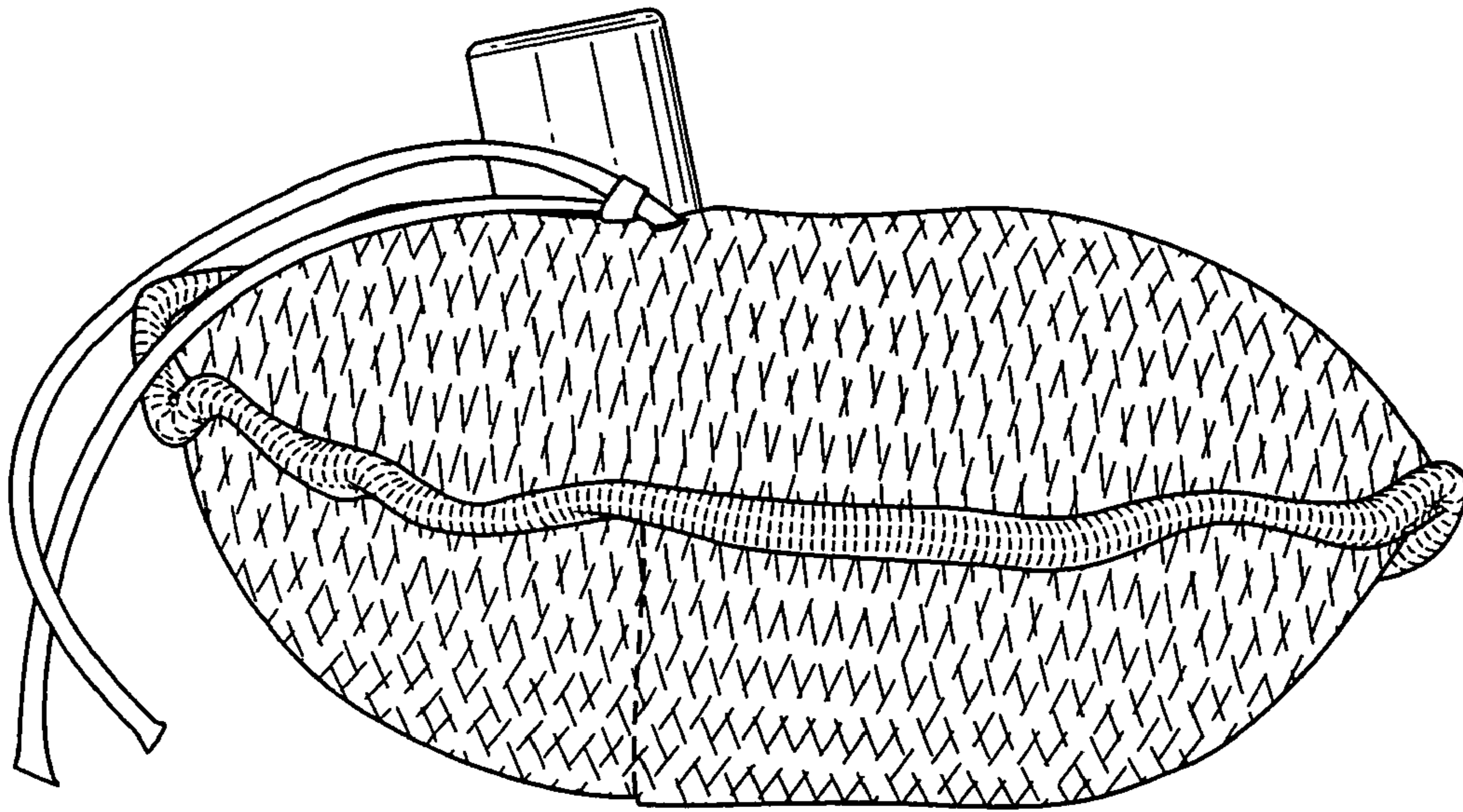


FIG. 2

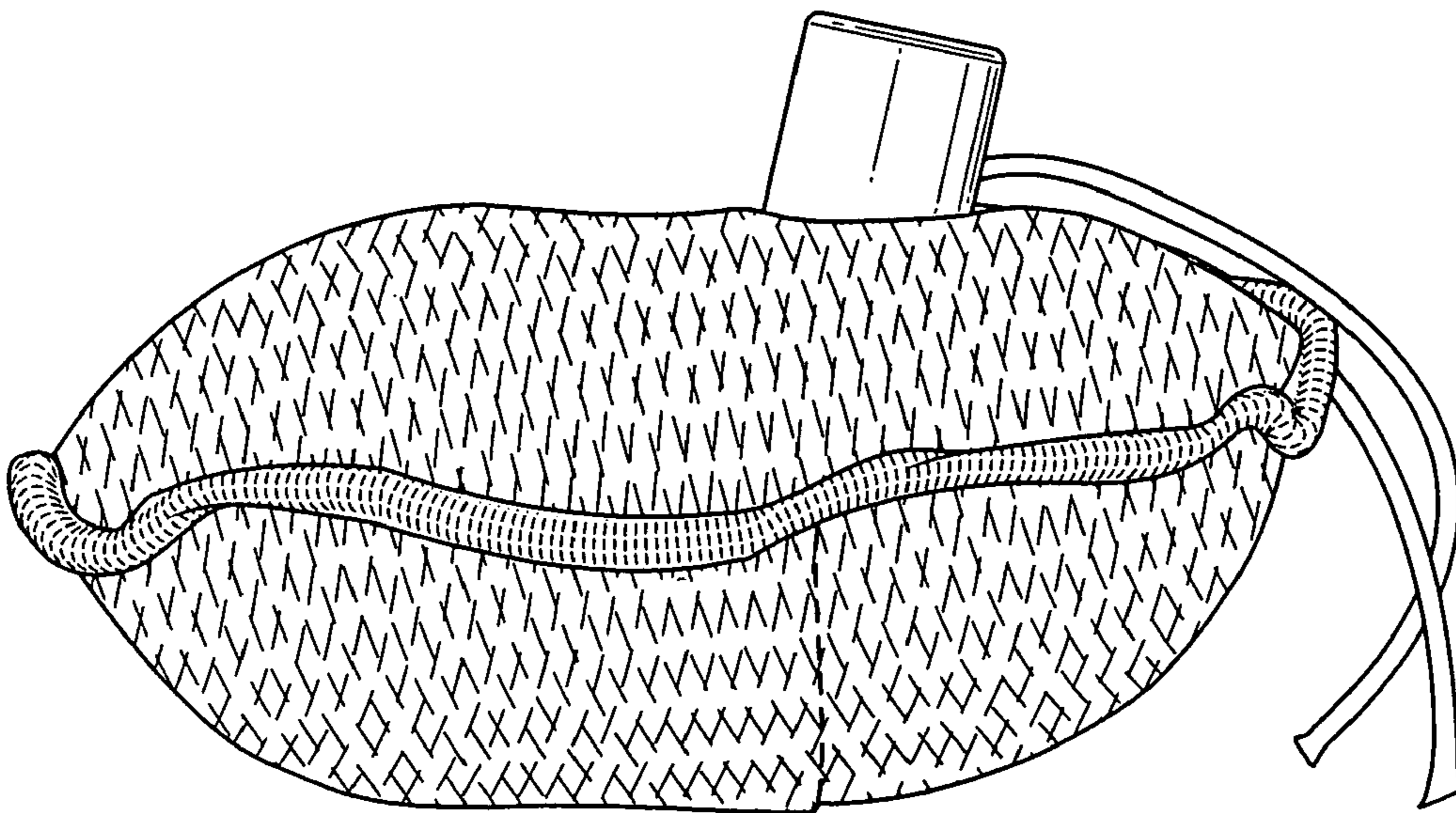


FIG. 3

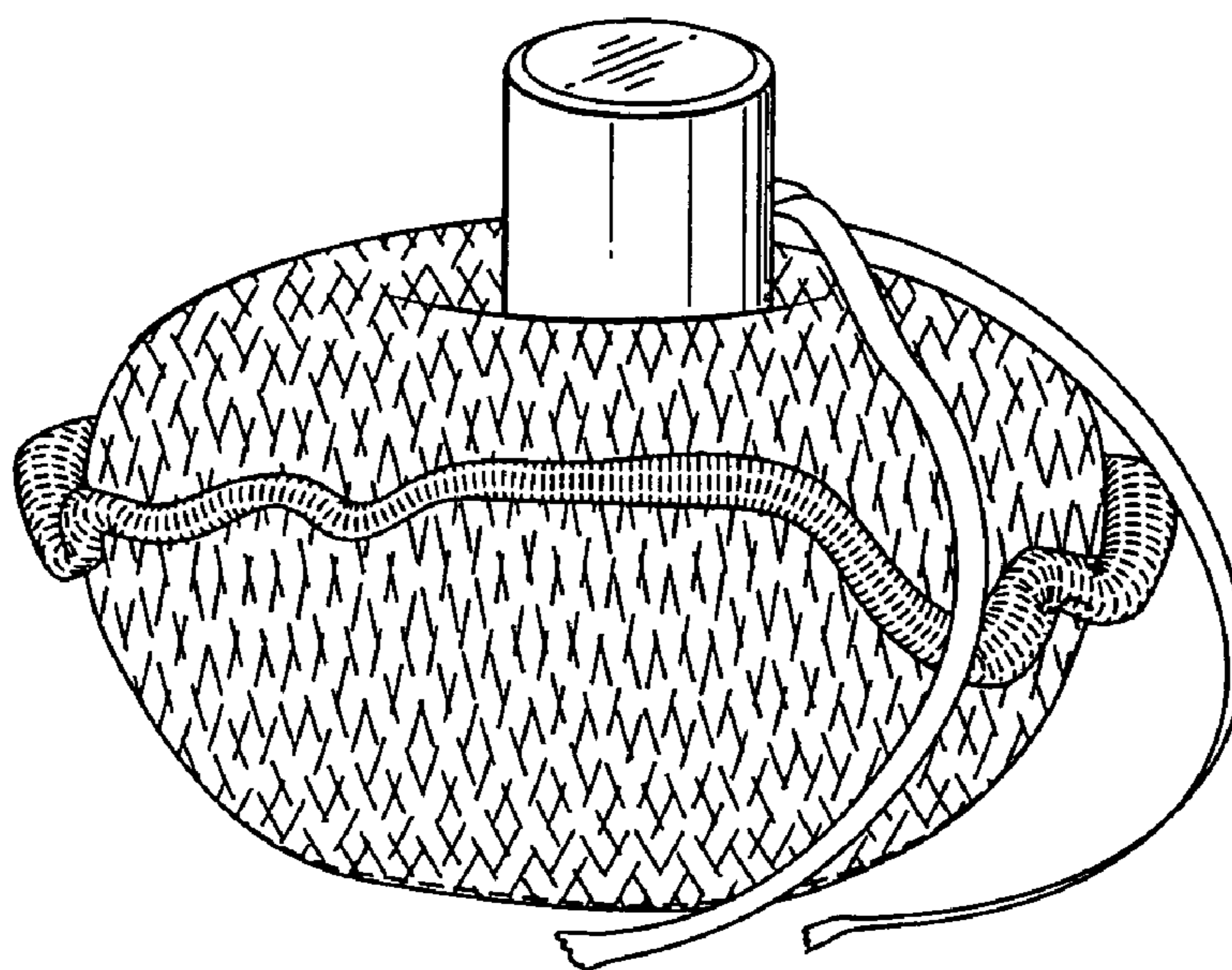


FIG. 4

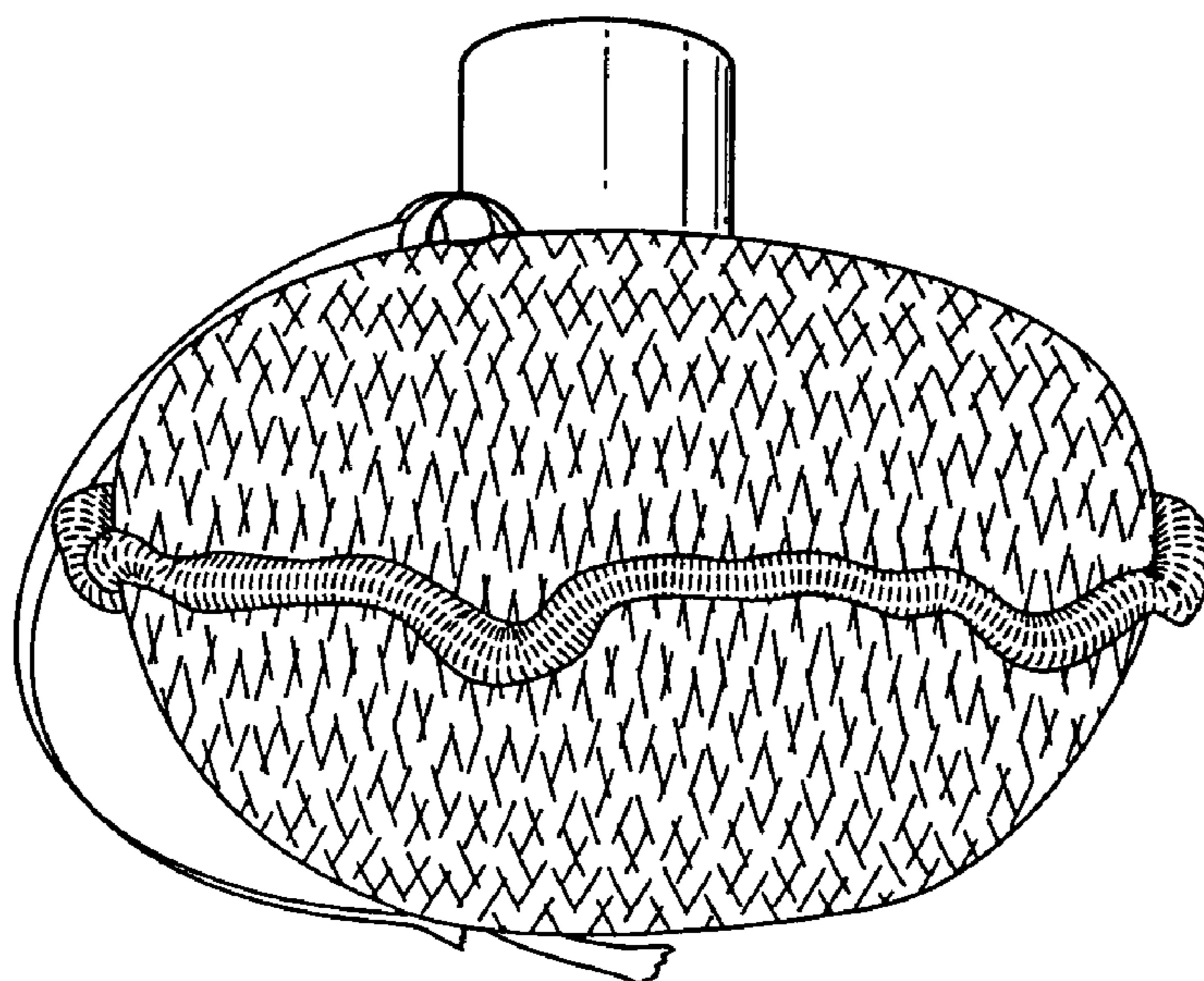


FIG. 5

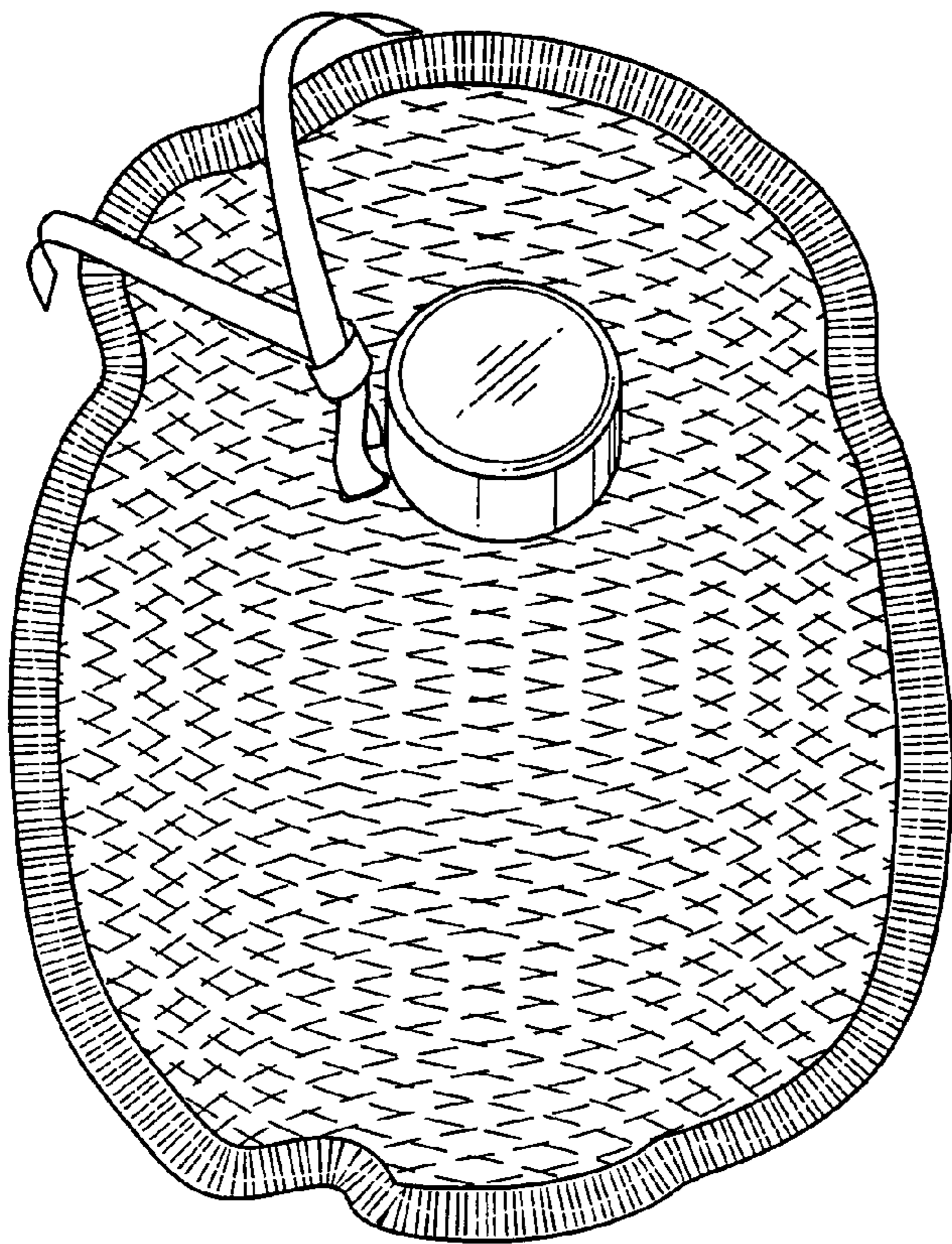


FIG. 6

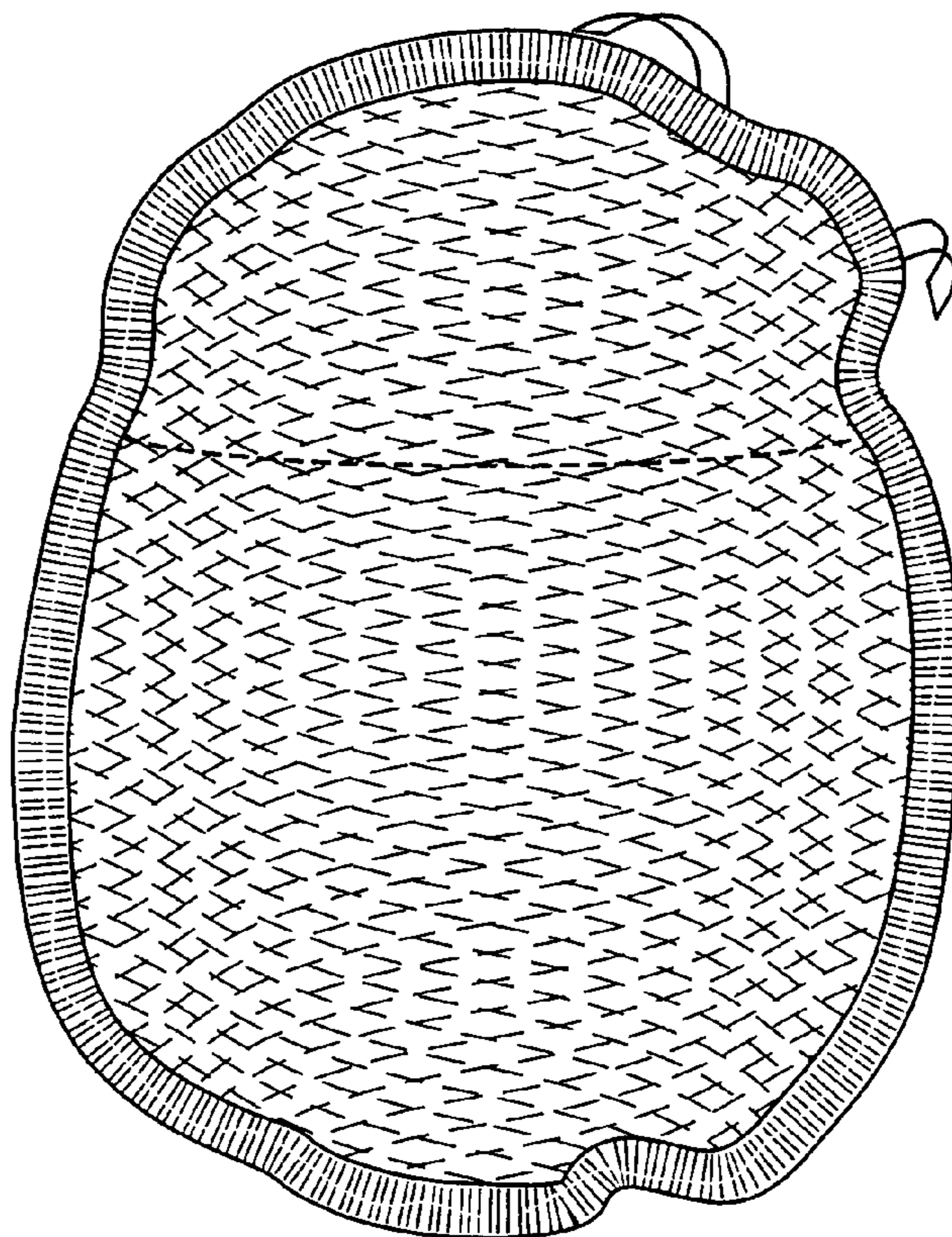


FIG. 7