



US00D568741S

(12) **United States Design Patent**  
**Foskett**

(10) **Patent No.:** **US D568,741 S**

(45) **Date of Patent:** **\*\* \*May 13, 2008**

(54) **CAN END**

(75) **Inventor:** **Peter Stanley Foskett**, Abingdon (GB)

(73) **Assignee:** **Crown Packaging Technology, Inc.**,  
Alsip, IL (US)

(\*) **Notice:** This patent is subject to a terminal disclaimer.

(\*\*) **Term:** **14 Years**

(21) **Appl. No.:** **29/276,509**

(22) **Filed:** **Jan. 26, 2007**

(30) **Foreign Application Priority Data**

Jul. 28, 2006 (EM) ..... 000567755-0002

(51) **LOC (8) Cl.** ..... **09-07**

(52) **U.S. Cl.** ..... **D9/438**

(58) **Field of Classification Search** ..... D9/780,  
D9/763, 438, 434, 435; 220/906, 273, 269  
See application file for complete search history.

(56) **References Cited**

**U.S. PATENT DOCUMENTS**

D200,021 S *	1/1965	Bozek	.....	D9/438
D212,595 S *	11/1968	Saunders	.....	D9/438
D219,370 S *	12/1970	Saunders	.....	D9/438
D221,930 S *	9/1971	Saunders	.....	D9/438
D226,071 S *	1/1973	Saunders	.....	D9/438
D226,073 S *	1/1973	Wesphal	.....	D9/438
D243,833 S *	3/1977	Markert	.....	D9/438
4,266,688 A	5/1981	Reid	.....	220/273
4,890,759 A *	1/1990	Scanga et al.	.....	220/273
D337,521 S *	7/1993	McNulty	.....	D9/438

D352,898 S *	11/1994	Vacher	.....	D9/438
D397,296 S *	8/1998	McEldowney et al.	.....	D9/438
D421,907 S *	3/2000	Benge et al.	.....	D9/438
2005/0224497 A1	10/2005	Wook	.....	220/269
2006/0060582 A1*	3/2006	Martinez Gomez	.....	220/269

**FOREIGN PATENT DOCUMENTS**

JP	61-48128 A	5/1994
JP	2003-054549 A	2/2003
JP	2003-112735 A	4/2003
WO	01/28875 A1	4/2002
WO	03/104092 A1	12/2003

\* cited by examiner

*Primary Examiner*—Gary D. Watson

*Assistant Examiner*—Susan Bennett Hattan

(74) *Attorney, Agent, or Firm*—Woodcock Washburn LLP

(57) **CLAIM**

The ornamental design for a can end, as shown and described.

**DESCRIPTION**

FIG. 1 is a top perspective view of a can end showing my new design;

FIG. 2 is a bottom perspective view thereof;

FIG. 3 is a top plan view thereof;

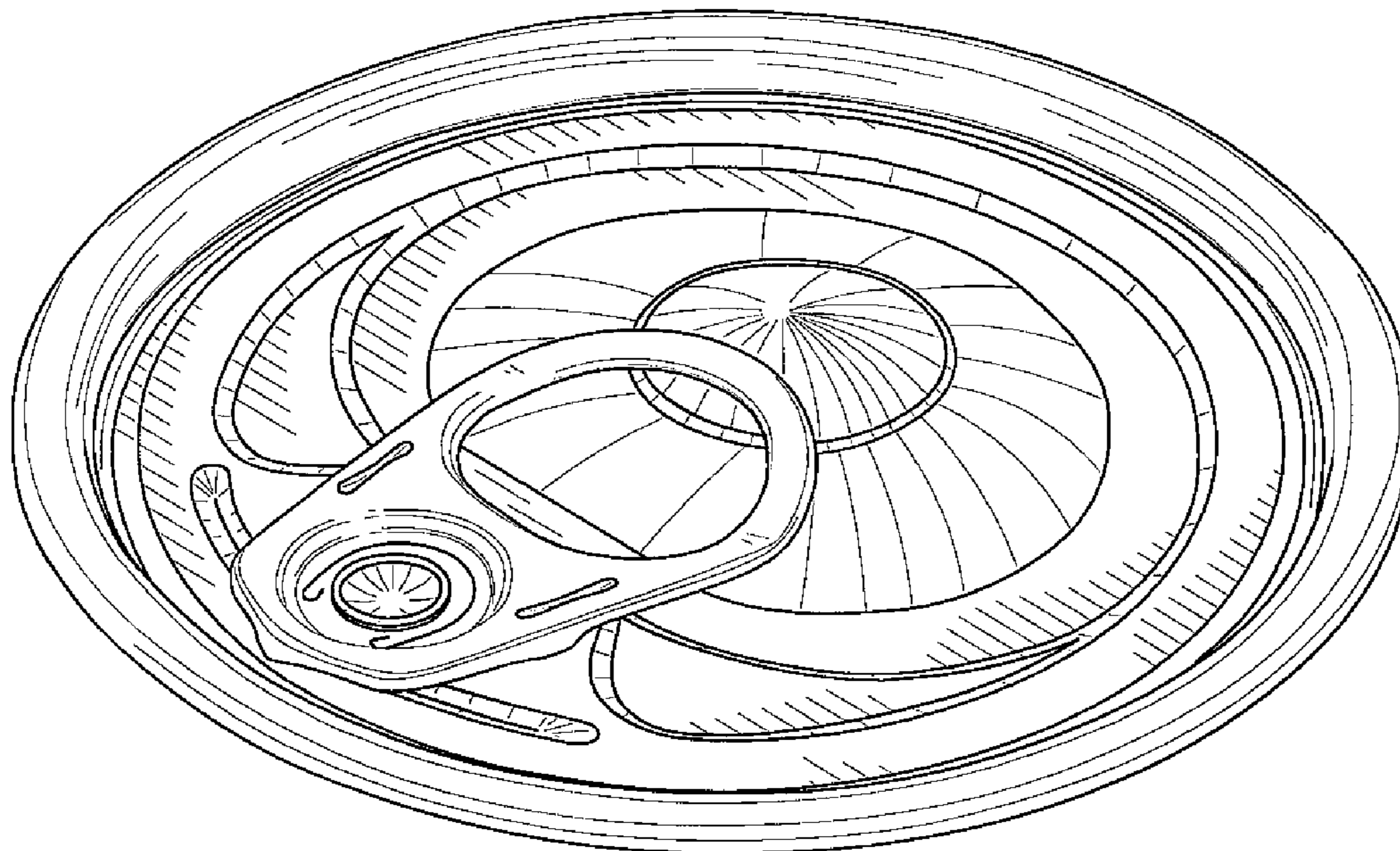
FIG. 4 is a bottom plan view thereof;

FIG. 5 is a back side view thereof; and,

FIG. 6 is a right side view thereof.

The lines on the can end illustrate shading and contour of the surface.

**1 Claim, 5 Drawing Sheets**



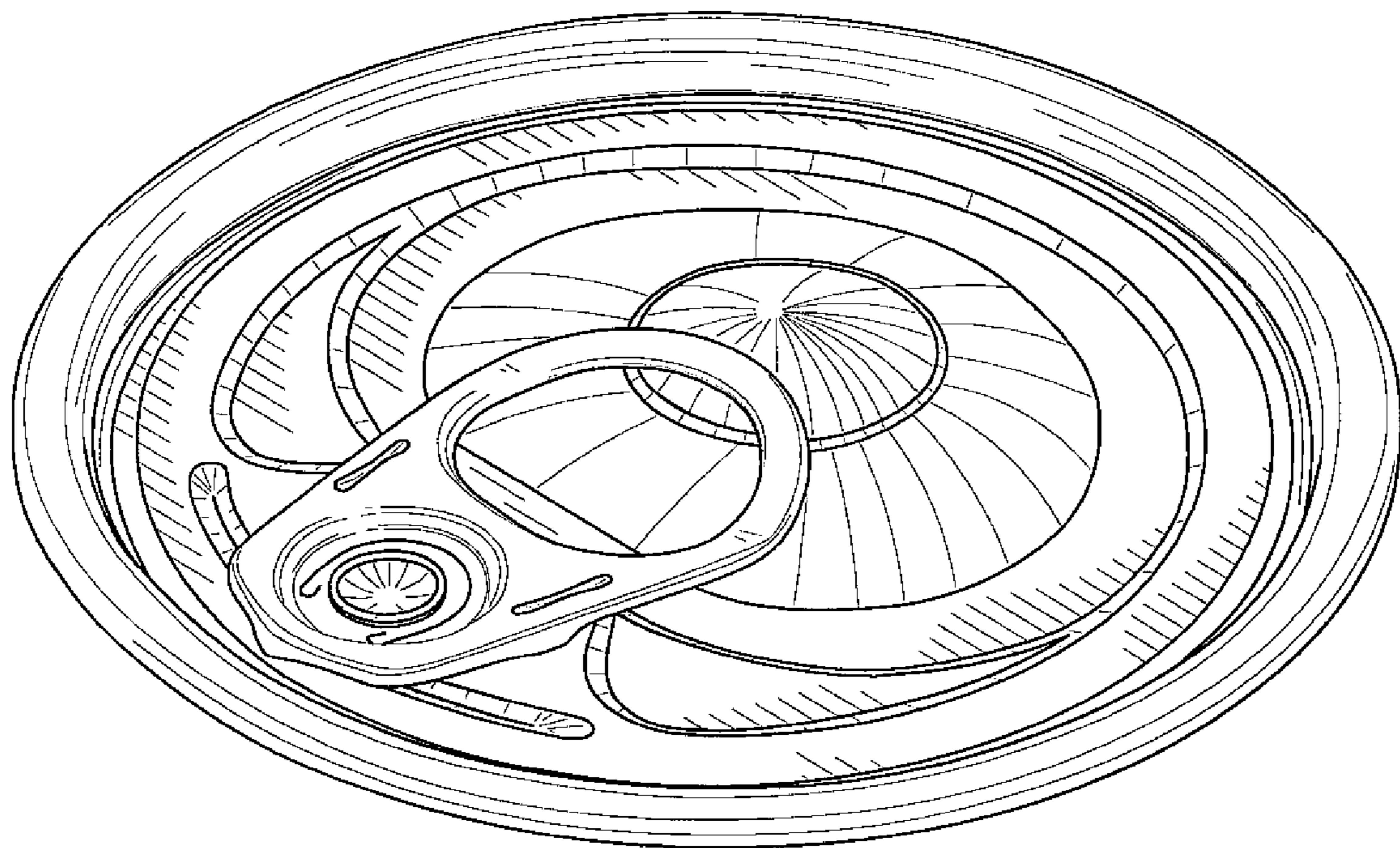


FIG. 1

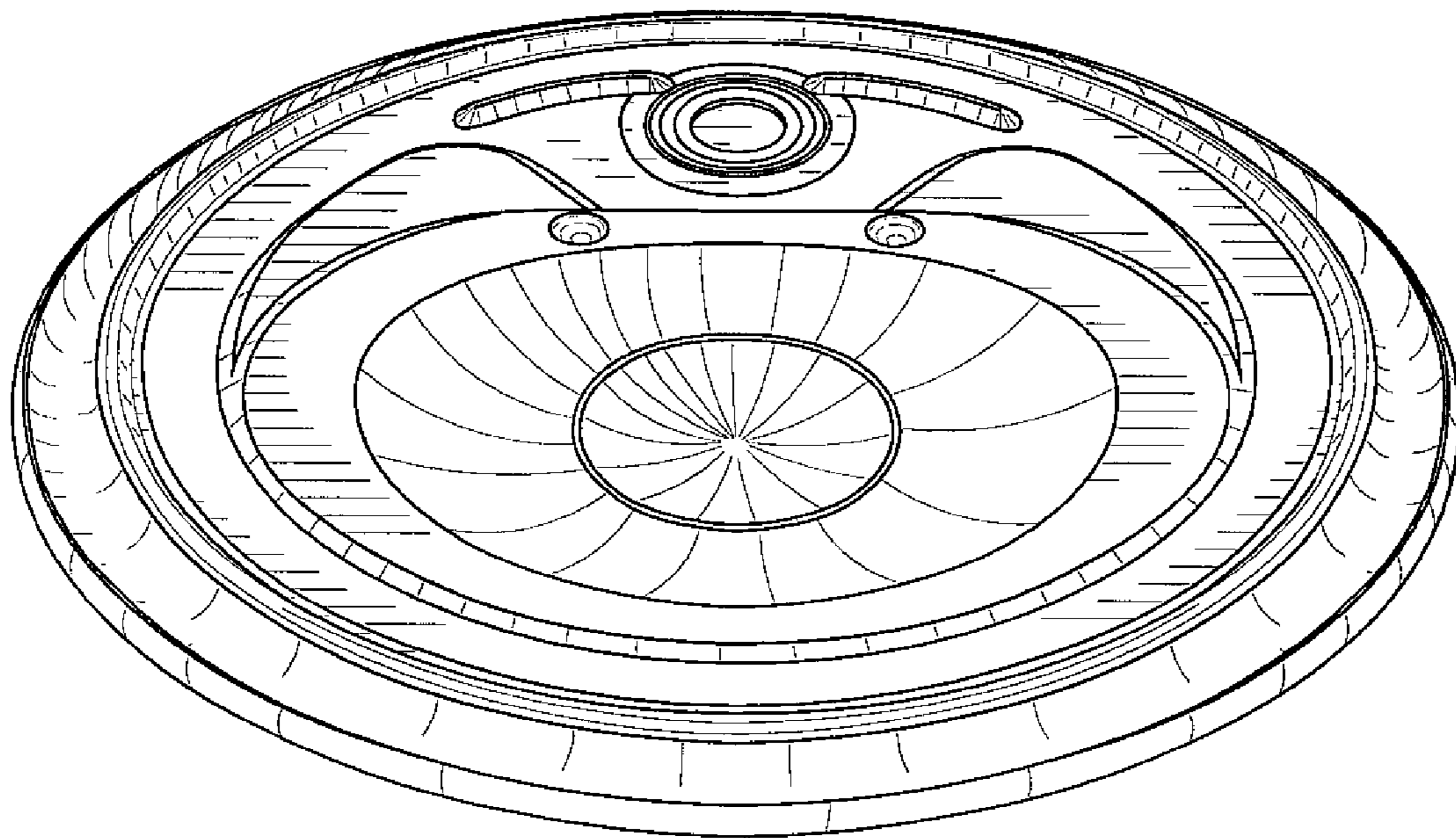


FIG. 2




FIG. 3




FIG. 4

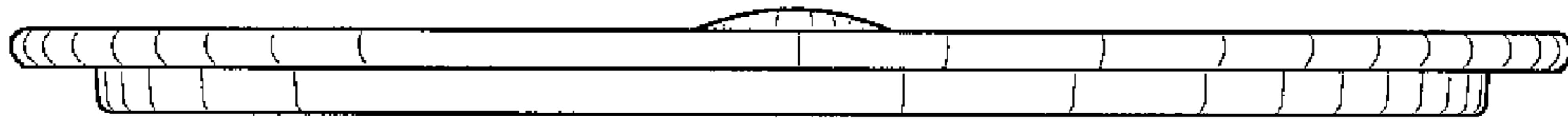


FIG. 5



FIG. 6