



US00D568738S

(12) **United States Design Patent** (10) **Patent No.:** **US D568,738 S**
Forthaus et al. (45) **Date of Patent:** **** May 13, 2008**

(54) **CONTAINER**

2,148,533 A * 2/1939 Chapman 206/45.29
2,169,065 A * 8/1939 Cole 229/147

(75) Inventors: **Christopher G. Forthaus**, Naperville, IL (US); **George I. Nukuto**, Des Plaines, IL (US); **Scott Belliveau**, Plainfield, IL (US); **Dale J. Waite**, Nampa, ID (US); **James L. Pfaffendorf**, Salem, OR (US)

(Continued)

OTHER PUBLICATIONS

(73) Assignee: **Boise White Paper, L.L.C.**, Boise, ID (US)

The Wiley Encyclopedia of Packaging Technology, John Wiley & Sons, pp. 66-69 (1986).

(**) Term: **14 Years**

(Continued)

(21) Appl. No.: **29/258,468**

Primary Examiner—Stella M. Reid
Assistant Examiner—Mark Goodwin

(22) Filed: **Apr. 21, 2006**

(74) *Attorney, Agent, or Firm*—Klarquist Sparkman, LLP

Related U.S. Application Data

(63) Continuation of application No. 29/189,507, filed on Sep. 5, 2003, now Pat. No. Des. 548,590.

(51) **LOC (8) Cl.** **09-03**

(52) **U.S. Cl.** **D9/433; D9/432**

(58) **Field of Classification Search** D9/430-433, D9/414-416, 420-424, 418; 206/216, 541, 206/525, 83.5; 229/221, 126, 122.28, 129.1, 229/224, 87.08, 125.25, 902-906, 938, 103.2, 229/146, 147, 180, 194

See application file for complete search history.

(56) **References Cited**

U.S. PATENT DOCUMENTS

275,578 A	4/1883	Brown	
522,237 A	7/1894	Sexton	
659,238 A	10/1900	Killinger	
894,396 A *	7/1908	Reynolds	229/194
1,149,805 A	8/1915	Barrabee	
1,217,029 A *	2/1917	Long	229/104
1,600,260 A	9/1926	Walter	
1,731,414 A	10/1929	Grossman	
1,950,934 A	3/1934	Shearer	
1,953,896 A *	4/1934	Glass	229/103.2
2,100,644 A *	11/1937	Groves	229/125.37

(57) **CLAIM**

We claim the ornamental design for a container and a blank for forming the container, as shown and described.

DESCRIPTION

FIG. 1 is a perspective view of a container in a closed position, embodying our new design, as viewed from above showing the top, rear and a side of the container.

FIG. 2 is front elevation view of the container of FIG. 1.

FIG. 3 is a top plan view of the container of FIG. 1.

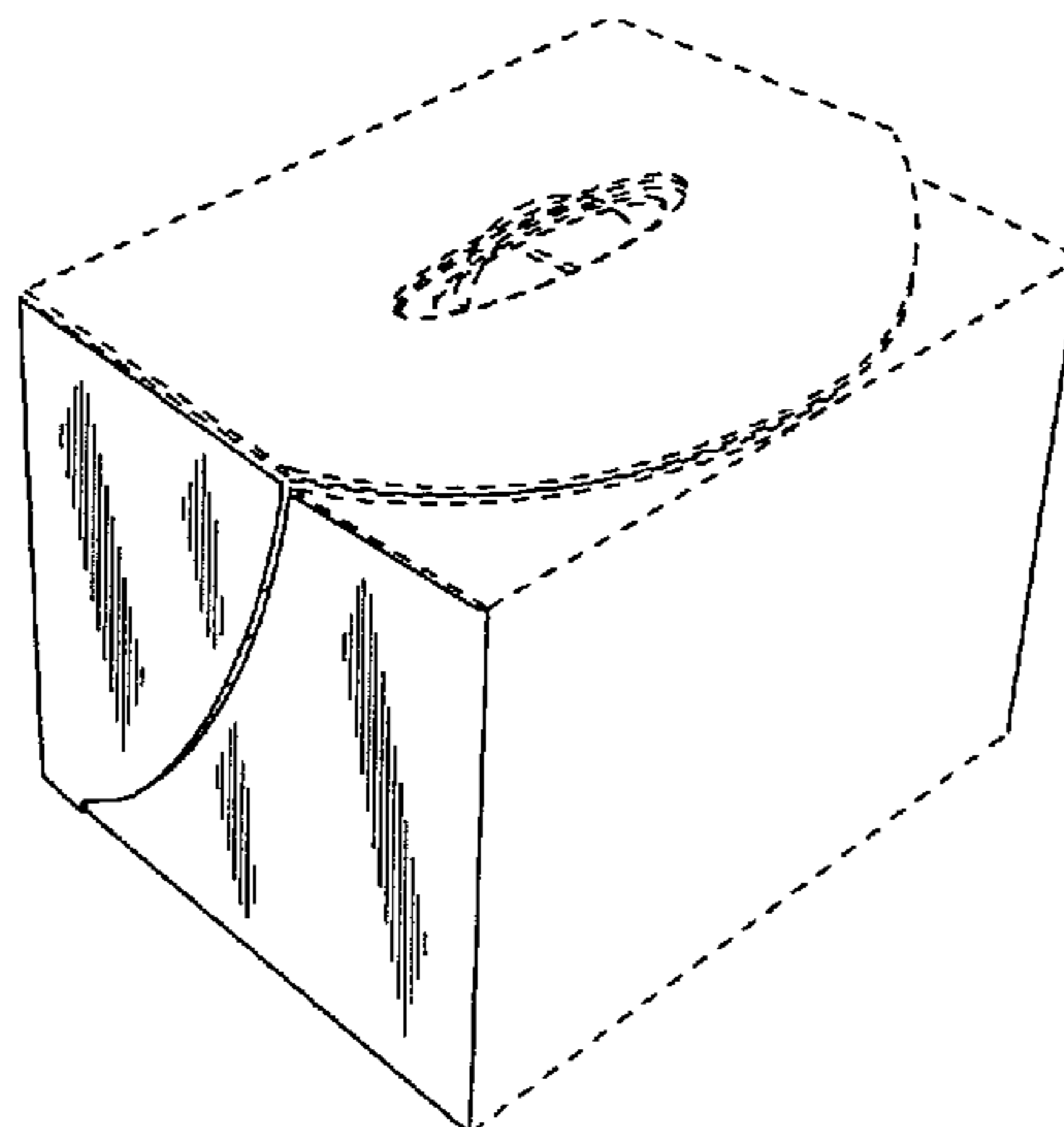
FIG. 4 is a side elevation view of the container of FIG. 1, the opposite side being a mirror image thereof.

FIG. 5 is a rear elevation view of the container of FIG. 1; and,

FIG. 6 is a bottom plan view of the container of FIG. 1.

The long dash-short dash-long dash lines in the drawings represent fold lines. The dashed lines in the drawings are for illustrative purposes only and form no part of the claimed design.

1 Claim, 2 Drawing Sheets



US D568,738 S

Page 2

U.S. PATENT DOCUMENTS

2,191,723 A 2/1940 Mulnix
2,405,499 A * 8/1946 Reynolds et al. 229/151
2,603,404 A * 7/1952 Eldredge 229/103.2
2,880,866 A 4/1959 Van Dyck
3,306,516 A 2/1967 Taylor
RE26,185 E * 4/1967 Henry 229/228
3,542,281 A 11/1970 Field et al.
3,664,572 A * 5/1972 Puchkoff et al. 229/103.2
D243,663 S 3/1977 Booth
4,269,348 A 5/1981 Young
4,300,679 A * 11/1981 Benzschawel et al. 206/424
4,308,995 A 1/1982 Hanes
4,317,536 A 3/1982 Dickerson
4,318,505 A 3/1982 Cordell, Jr.
4,325,482 A 4/1982 Feeser
D266,226 S * 9/1982 Zdarsky et al. D9/418
D280,491 S 9/1985 Nielsen
4,570,796 A * 2/1986 Groom 206/449
4,583,681 A 4/1986 Neese
D299,430 S * 1/1989 Gustafsson D9/433
D299,431 S * 1/1989 Gustafsson D9/433
D299,432 S * 1/1989 Gustafsson D9/433
D299,433 S * 1/1989 Gustafsson D9/433
D309,434 S * 7/1990 Goldman D9/433
D315,098 S 3/1991 Hutcheson

5,042,715 A 8/1991 McNeill
D328,863 S 8/1992 Van Druff, Jr.
D353,538 S * 12/1994 Jobit D9/432
5,499,764 A 3/1996 Carlsson
D393,422 S 4/1998 Pecher
5,779,048 A 7/1998 Dunn
5,779,049 A 7/1998 Werby et al.
5,794,770 A 8/1998 Plomgren et al.
D402,554 S 12/1998 Batchelor
5,871,102 A 2/1999 Lambert
D421,219 S 2/2000 Roemer et al.
6,073,760 A 6/2000 Roemer et al.
D432,414 S * 10/2000 Simpson et al. D9/711
D436,533 S * 1/2001 Correll D9/433
D436,534 S * 1/2001 Beaty D9/433
D455,347 S * 4/2002 Robinson D9/433
D484,046 S * 12/2003 Kopecky D9/432
D486,390 S 2/2004 Auclair et al.
6,698,586 B2 * 3/2004 Sankey et al. 206/308.1
D495,952 S * 9/2004 Miller D9/432

OTHER PUBLICATIONS

Office action dated Jun. 6, 2006, from U.S. Appl. No. 10/655,643.
Office action dated Feb. 22, 2007, from U.S. Appl. No. 10/655,643.
Office action dated Sep. 6, 2007, from U.S. Appl. No. 10/655,643.

* cited by examiner

FIG. 1

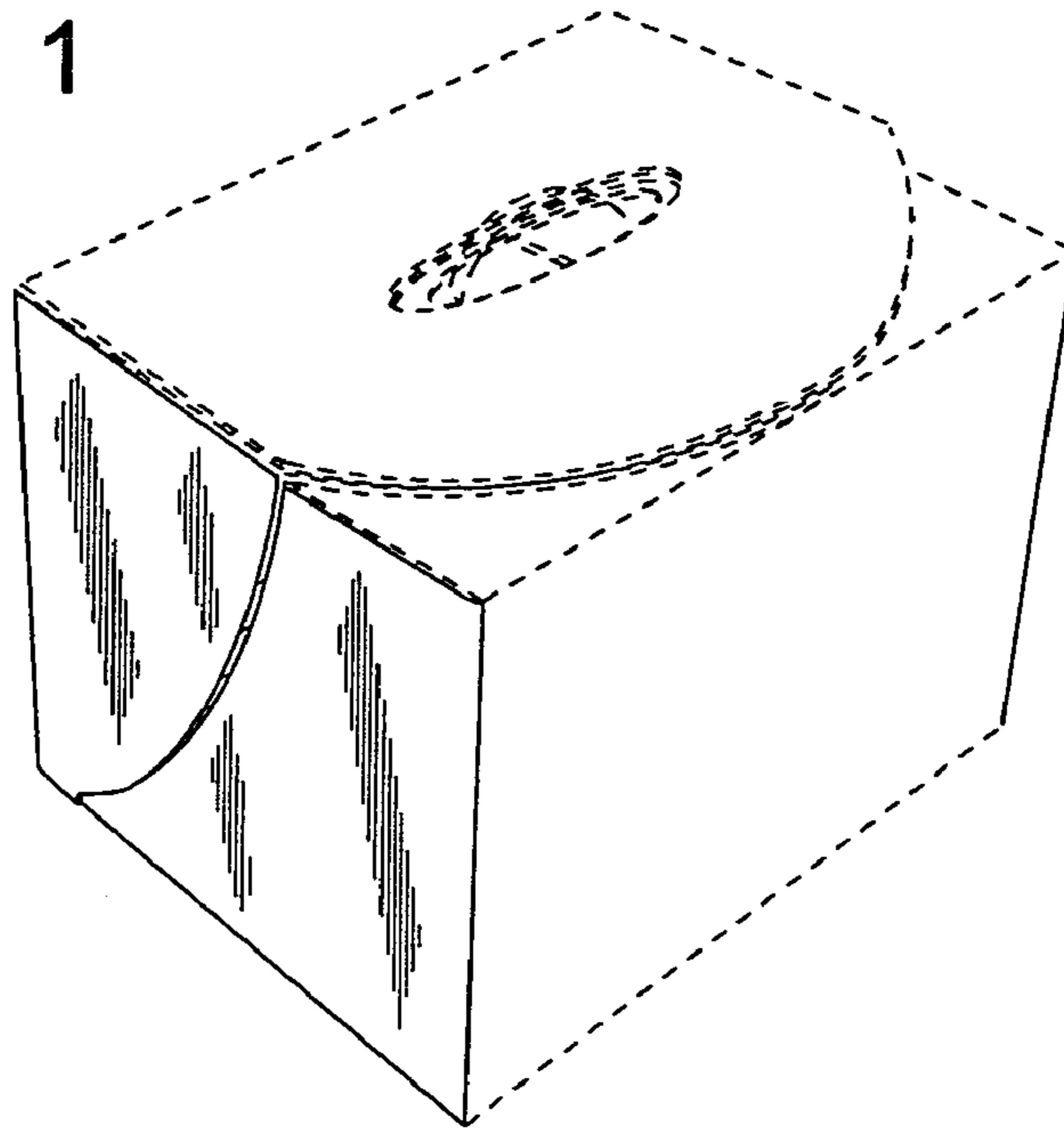


FIG. 2

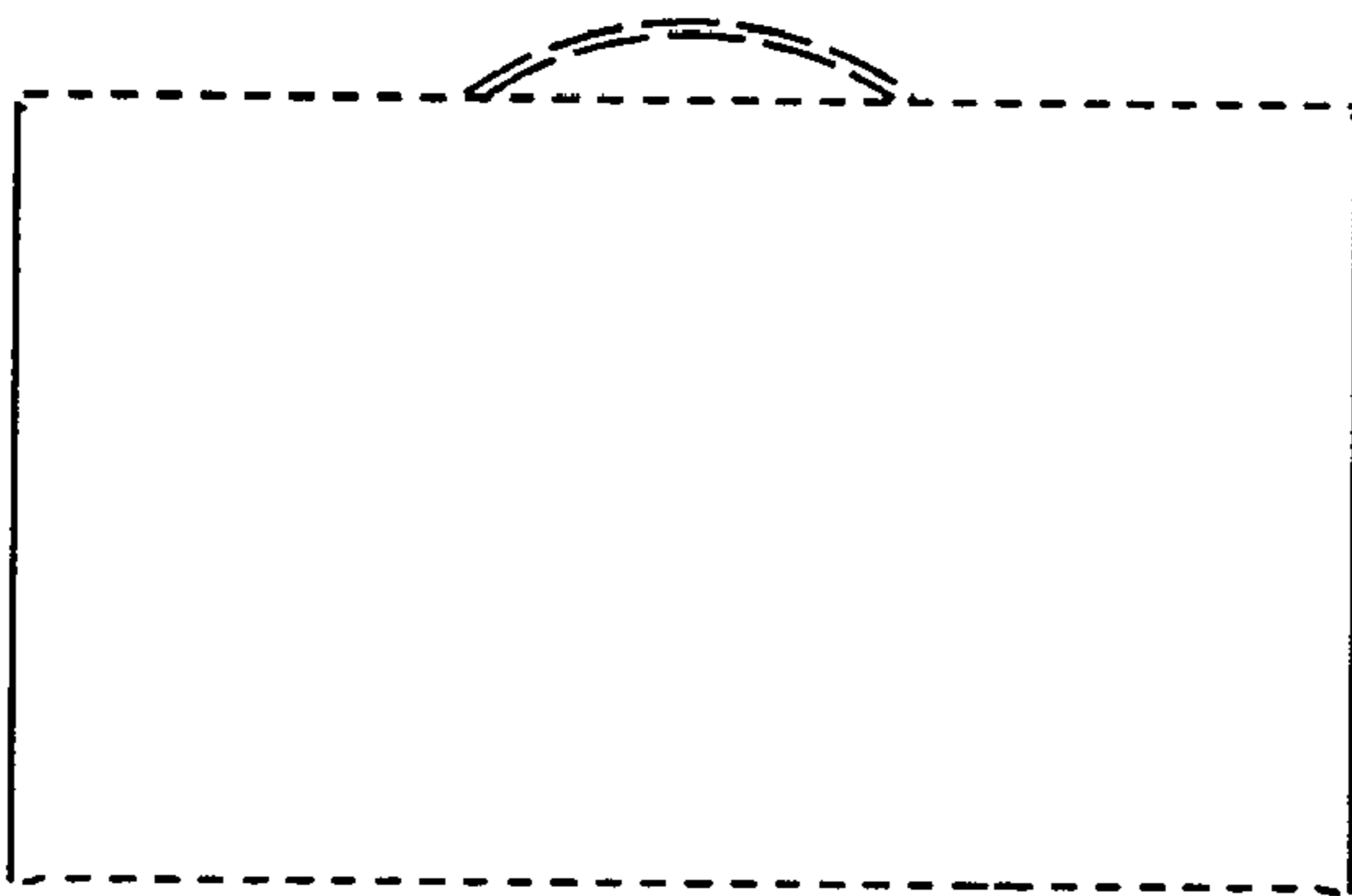


FIG. 3

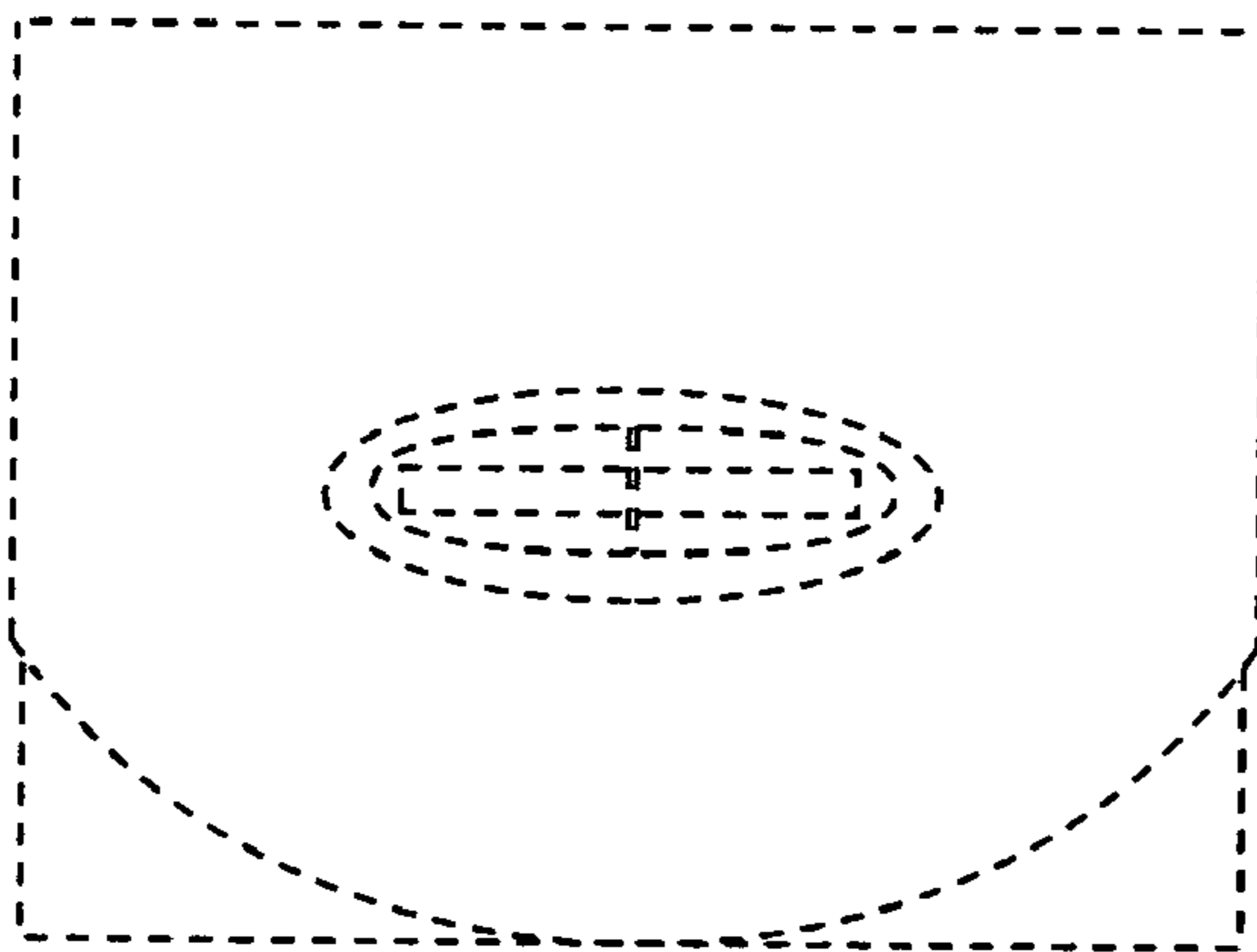


FIG. 4

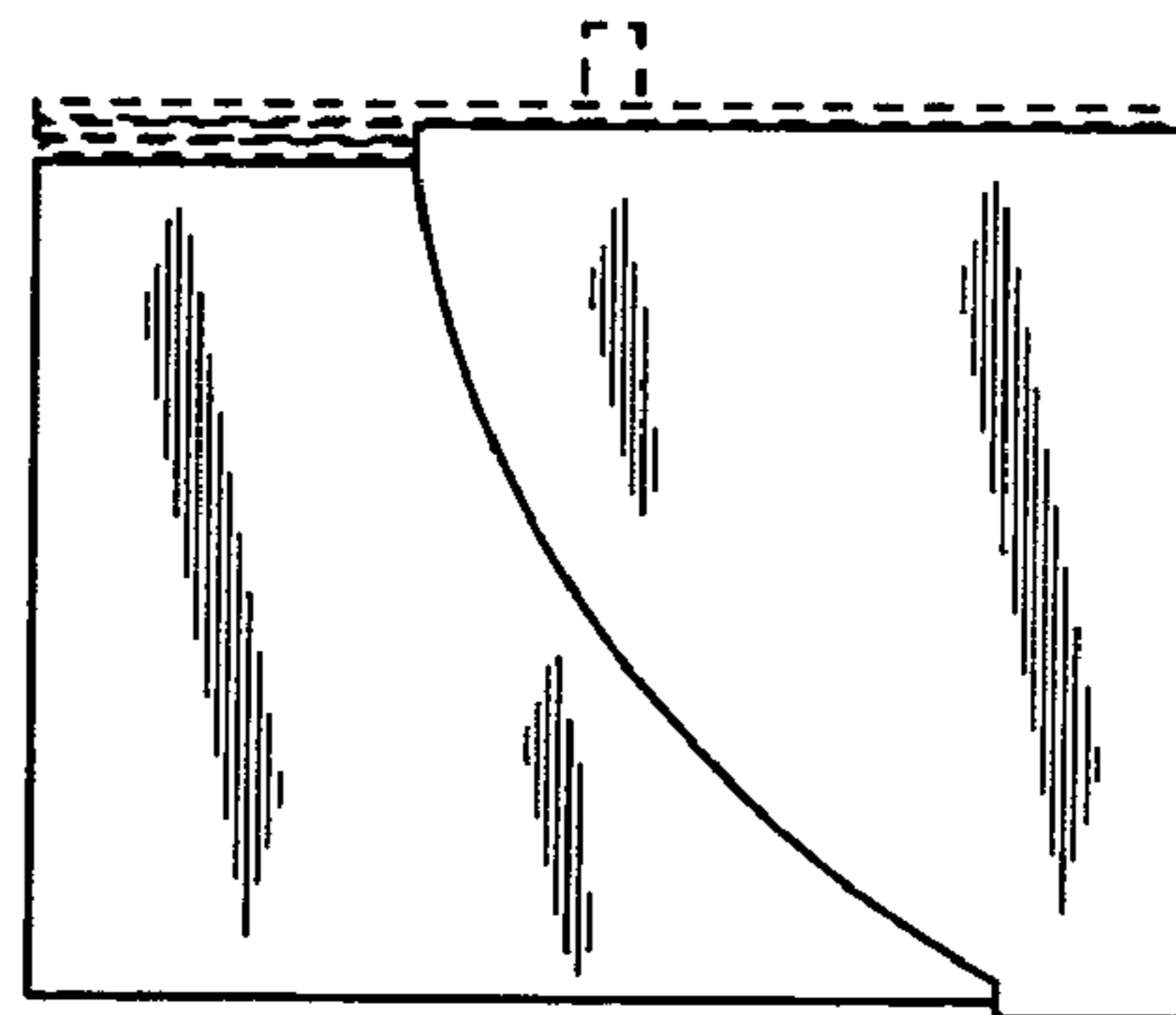


FIG. 5




FIG. 6



UNITED STATES PATENT AND TRADEMARK OFFICE
CERTIFICATE OF CORRECTION

PATENT NO. : Des. 568,738 S
APPLICATION NO. : 29/258468
DATED : May 13, 2008
INVENTOR(S) : Forthaus et al.


Page 1 of 1

It is certified that error appears in the above-identified patent and that said Letters Patent is hereby corrected as shown below:

Title Page, Column 2, "We claim the ornamental design for a container and a blank for forming the container, as shown and described." should be --We claim the ornamental design for a container, as shown and described.--

Signed and Sealed this

Twenty-seventh Day of April, 2010

A handwritten signature in black ink that reads "David J. Kappos". The signature is written in a cursive, flowing style.

David J. Kappos
Director of the United States Patent and Trademark Office