

US00D568691S

(12) **United States Design Patent**
Ewald et al.

(10) **Patent No.:** **US D568,691 S**

(45) **Date of Patent:** **** May 13, 2008**

(54) **SHELLED EGG STAGING DEVICE**

(75) Inventors: **Henry Ewald**, Roselle, IL (US); **Craig Conley**, Oswego, IL (US); **Thomas Tapper**, Schenectady, NY (US)

(73) Assignee: **Restaurant Technology, Inc.**, Oak Brook, IL (US)

(**) Term: **14 Years**

(21) Appl. No.: **29/292,561**

(22) Filed: **Oct. 17, 2007**

Related U.S. Application Data

(62) Division of application No. 29/256,875, filed on Mar. 27, 2006, now Pat. No. Des. 558,531.

(51) **LOC (8) Cl.** **07-06**

(52) **U.S. Cl.** **D7/611**

(58) **Field of Classification Search** D7/611,
D7/672, 361, 357; 211/74; D9/456, 756,
D9/448, 449, 426-432; 249/134, 146
See application file for complete search history.

(56) **References Cited**

U.S. PATENT DOCUMENTS

D208,648 S	9/1967	Warner
3,942,427 A	3/1976	Vaca
D239,875 S	5/1976	Armstrong
4,015,704 A	4/1977	Warren
4,345,516 A	8/1982	Sinclair
4,409,249 A	10/1983	Forkner
4,488,479 A	12/1984	Sloan et al.
4,512,250 A	4/1985	Schindler et al.
4,522,117 A	6/1985	Weimer et al.
4,607,569 A	8/1986	Murphy
4,665,813 A	5/1987	Maisonneuve
4,681,027 A	7/1987	Meamber

4,862,790 A	9/1989	Platteschorre et al.
5,377,583 A	1/1995	Tomosue
5,450,785 A	9/1995	Westbrooks
6,095,038 A	8/2000	Cerro
6,620,449 B1	9/2003	Peers
6,813,994 B2	11/2004	Williams
6,869,059 B2	3/2005	Sloan et al.
7,128,242 B2	10/2006	Erlandsen
D535,881 S	1/2007	Liukko
2005/0136172 A1	6/2005	Hairsine et al.

Primary Examiner—Terry A Wallace

(74) *Attorney, Agent, or Firm*—Ryndak & Suri LLP

(57) **CLAIM**

We claim the ornamental design for a shelled egg staging device, as shown and described.

DESCRIPTION

FIG. 1 is a front perspective view of a shelled egg staging device depicting the new design;

FIG. 2 is a top plan view thereof;

FIG. 3 is a bottom plan view thereof;

FIG. 4 is a left side elevation view thereof, the right side being a mirror image;

FIG. 5 is a front elevation view thereof;

FIG. 6 is a rear elevation view thereof;

FIG. 7 is a front perspective view of another embodiment of the shelled egg staging device depicting the new design;

FIG. 8 is a top plan view thereof;

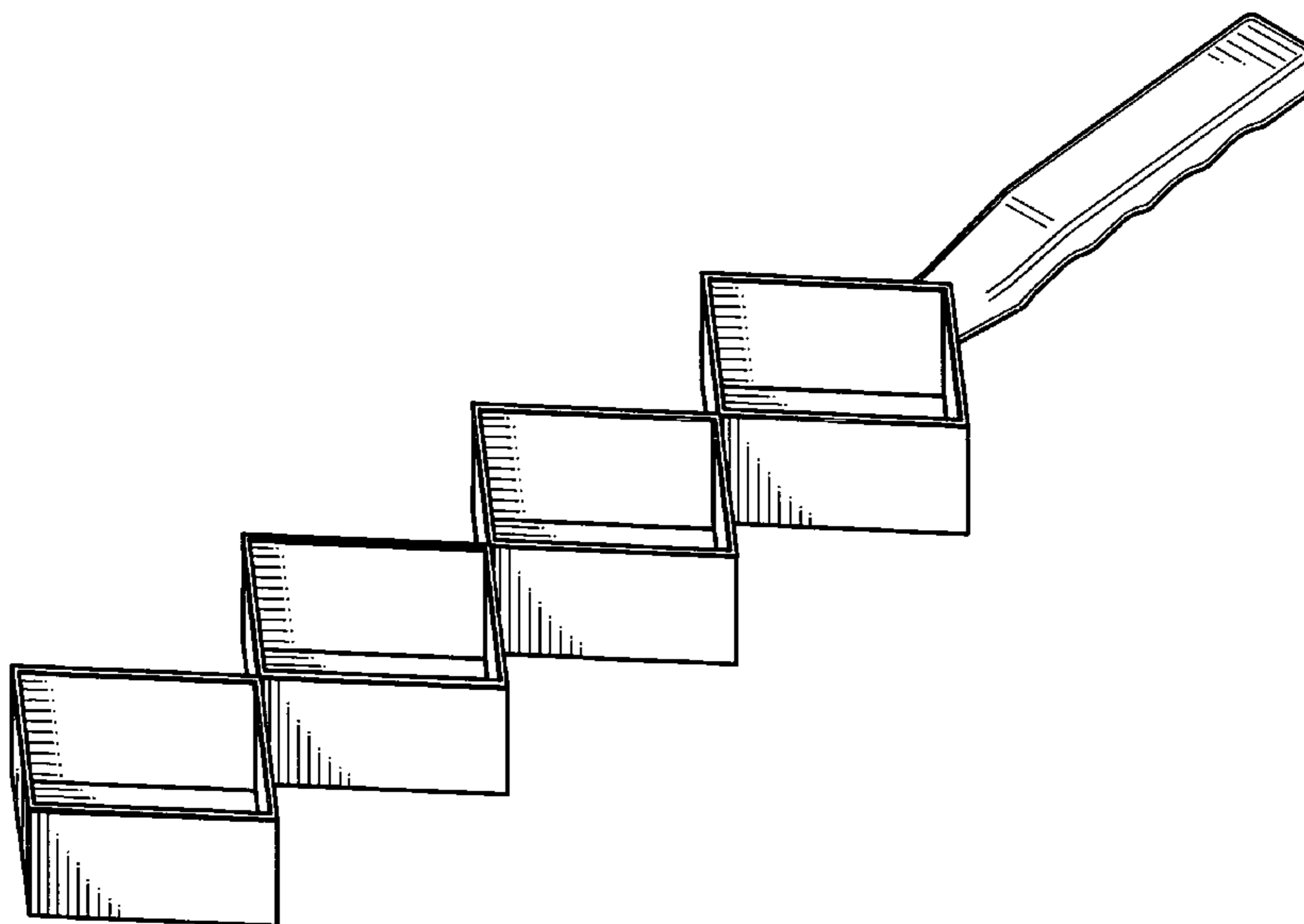
FIG. 9 is a bottom plan view thereof;

FIG. 10 is a left side elevation view thereof, the right side being a mirror image;

FIG. 11 is a front elevation view thereof; and,

FIG. 12 is a rear elevation view thereof.

1 Claim, 6 Drawing Sheets






Fig. 1

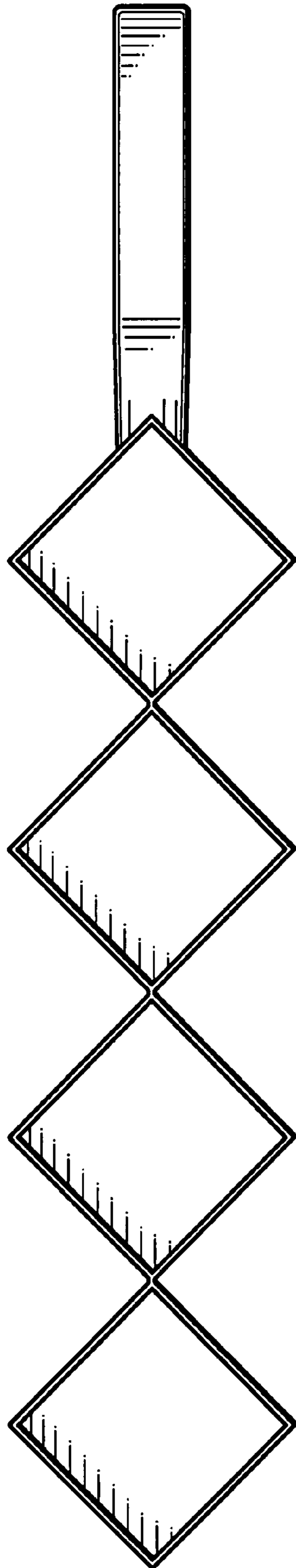


Fig. 2

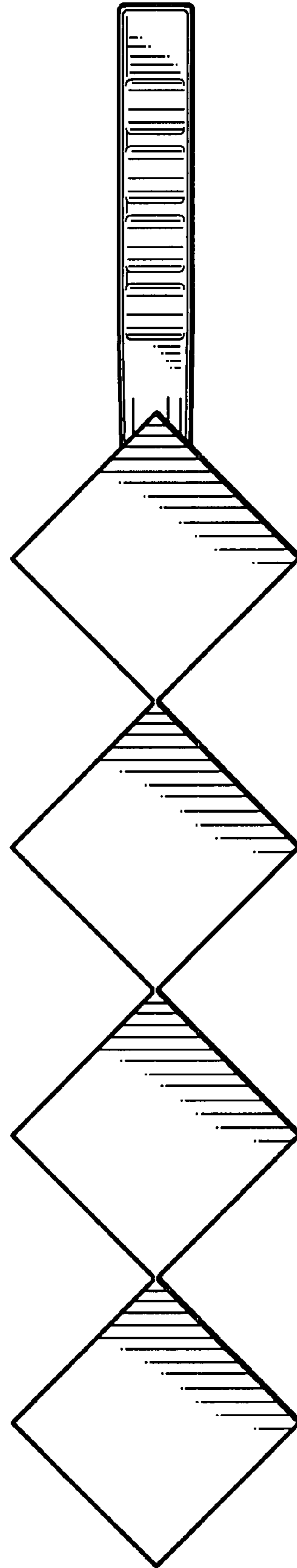


Fig. 3

Fig. 4

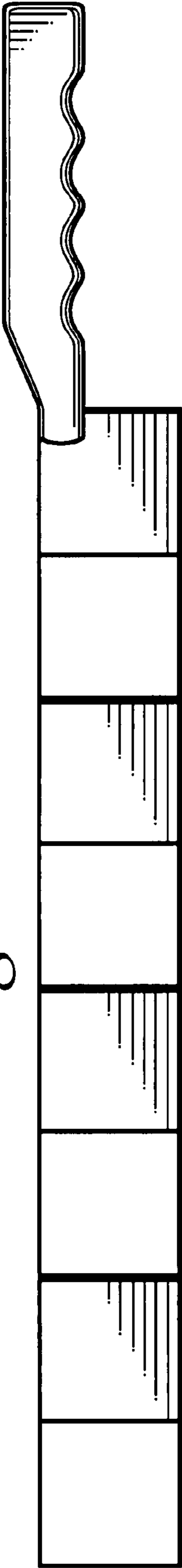


Fig. 5

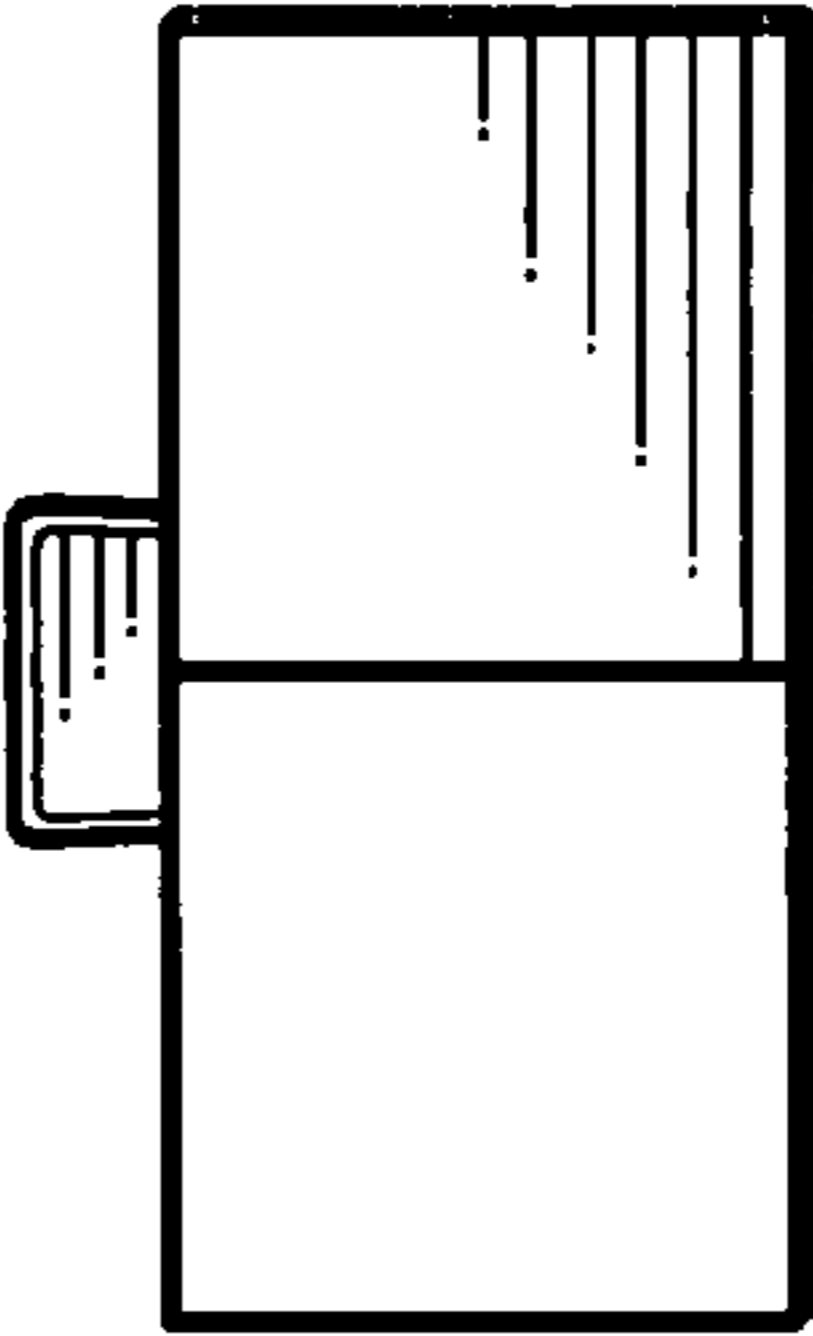
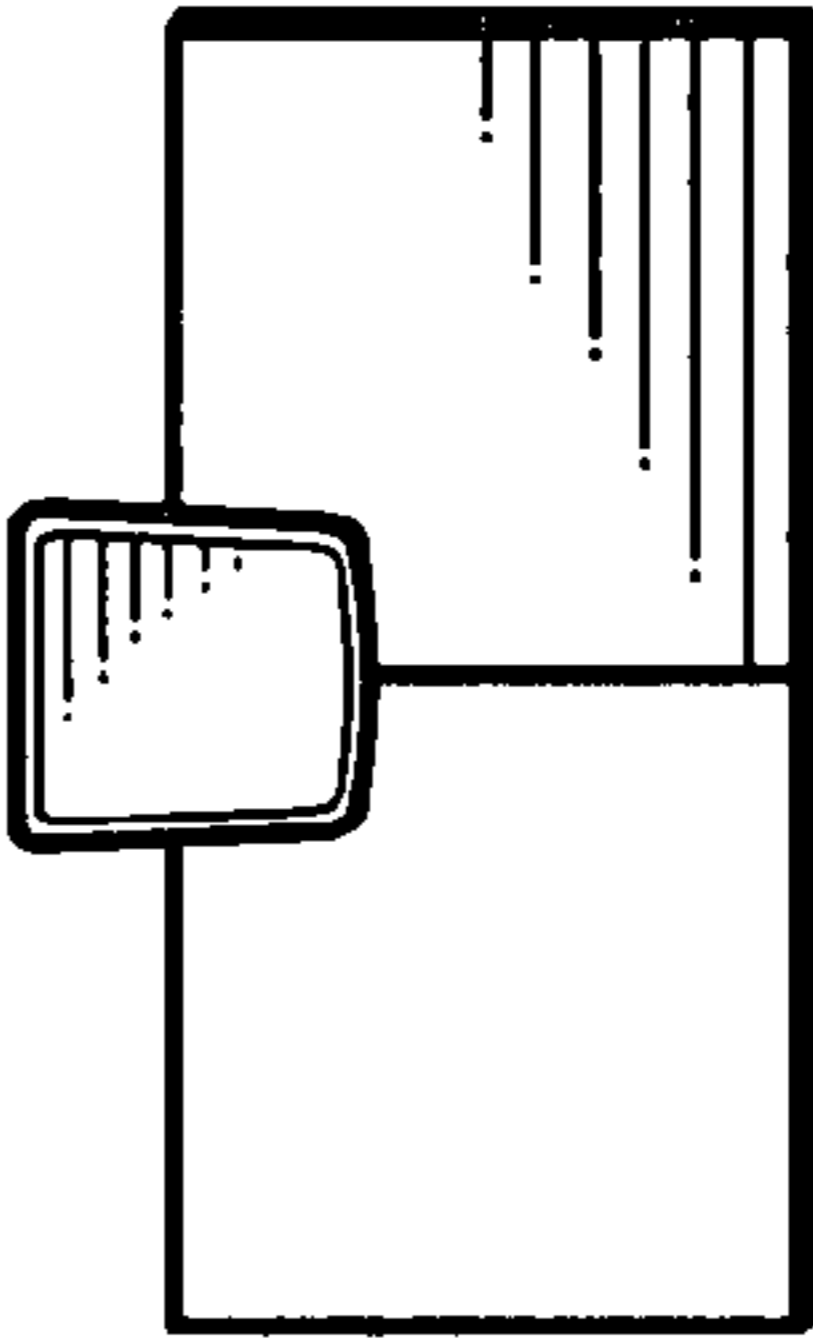


Fig. 6






Fig. 7

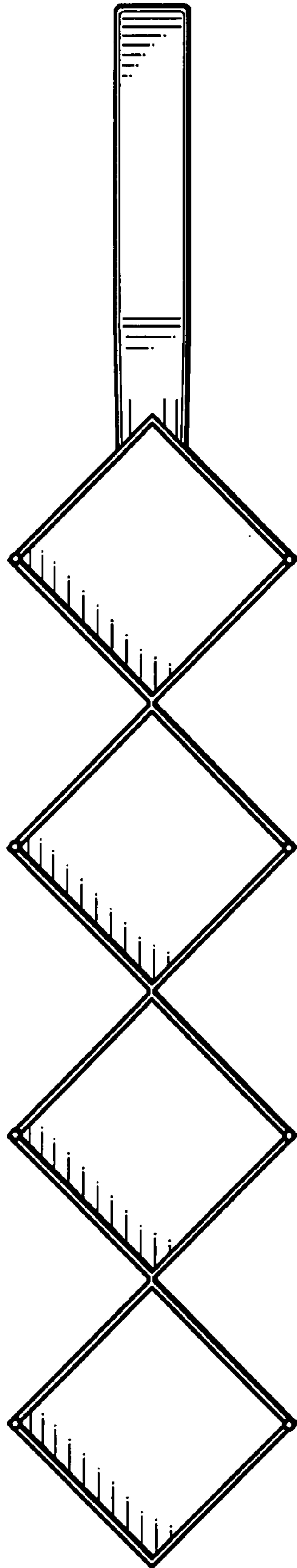


Fig. 8

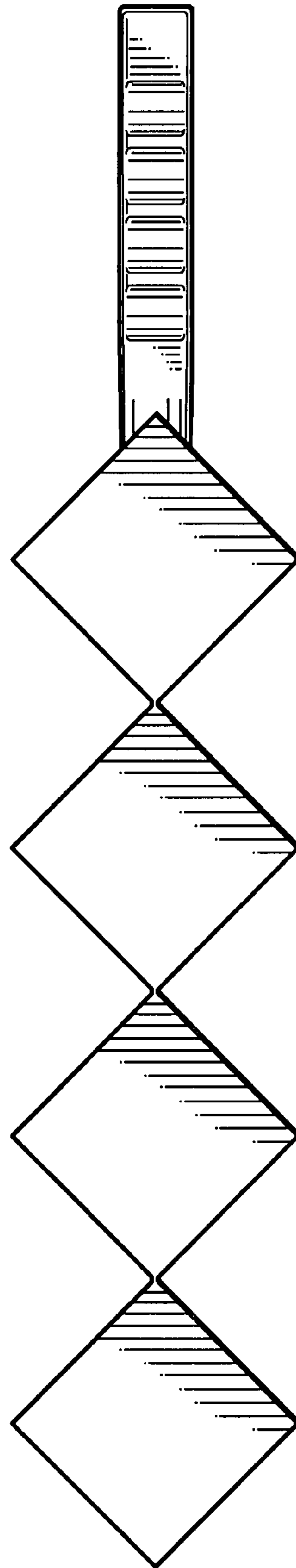


Fig. 9

Fig. 10

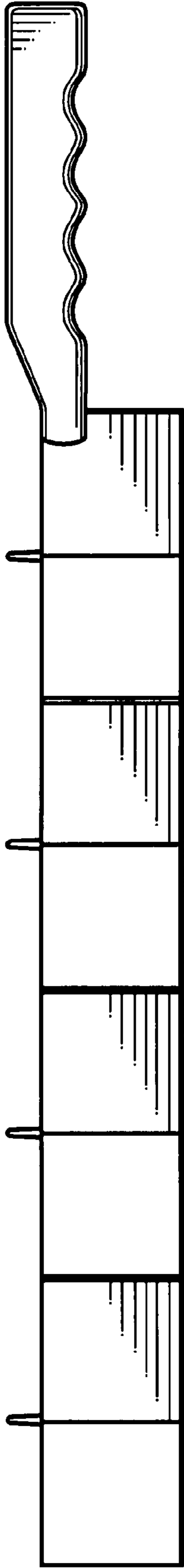


Fig. 11

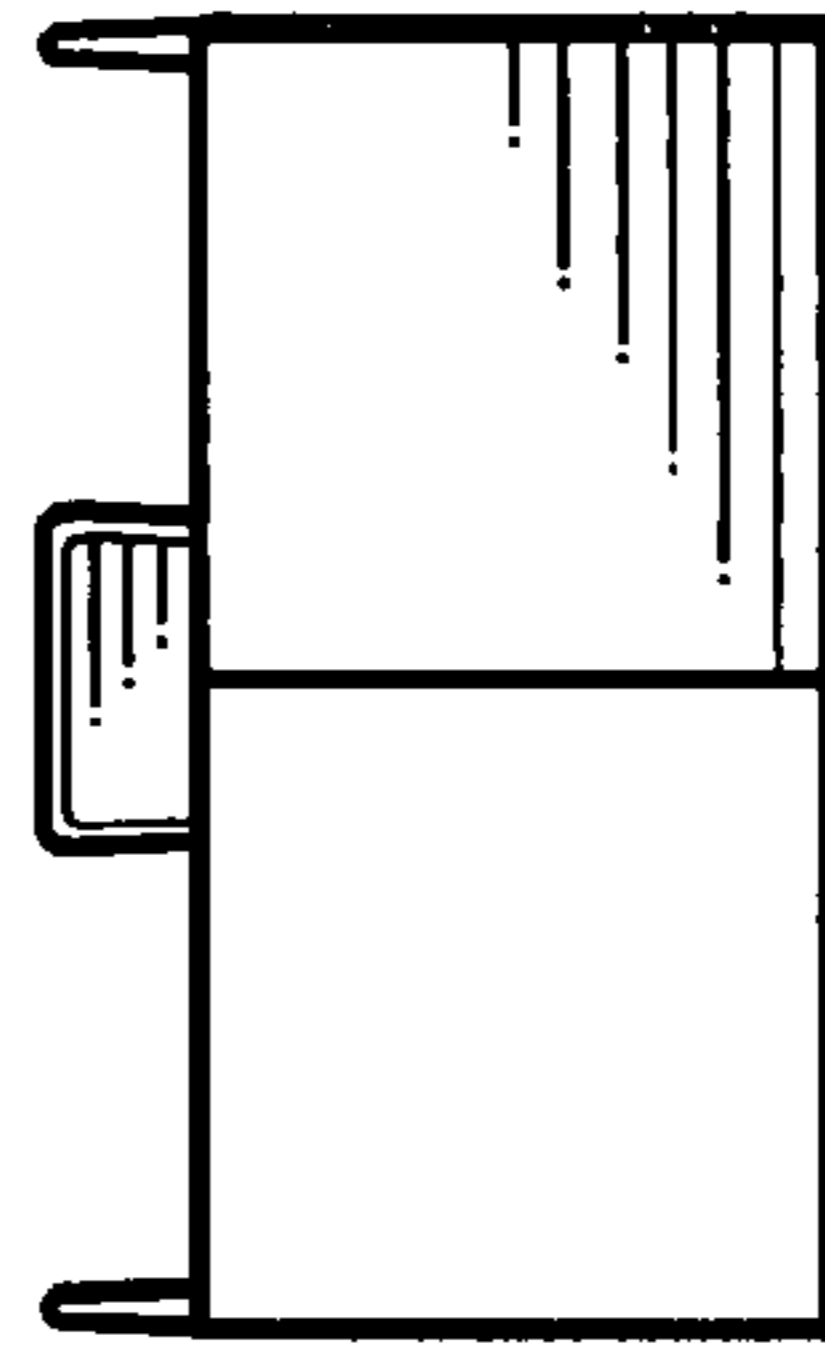


Fig. 12

