



US00D568690S

(12) **United States Design Patent**
Brothers

(10) **Patent No.:** **US D568,690 S**

(45) **Date of Patent:** **** May 13, 2008**

(54) **PLATE CARRIER**

(76) Inventor: **Budd Brothers**, 3857 Fairway Dr.,
Canfield, OH (US) 44406

(**) Term: **14 Years**

(21) Appl. No.: **29/285,576**

(22) Filed: **Apr. 3, 2007**

(51) **LOC (8) Cl.** **06-04**

(52) **U.S. Cl.** **D7/601**

(58) **Field of Classification Search** D7/601,
D7/610, 37; D6/449, 458, 460, 465, 467;
211/41.2, 133.1, 146, 145.6; 220/4.27; 206/499,
206/557, 558; 294/143, 161; D3/304, 307,
D3/310, 313, 315
See application file for complete search history.

(56) **References Cited**

U.S. PATENT DOCUMENTS

1,556,384	A *	10/1925	Vehling et al.	294/161
1,723,551	A *	8/1929	Linares	294/161
1,888,141	A *	11/1932	Orth	211/41.2
4,329,789	A *	5/1982	Erickson	294/161
4,682,807	A *	7/1987	Mulligan	294/161
D337,922	S *	8/1993	Marshall	D7/610
D348,378	S *	7/1994	Crane	D7/610

D373,708	S *	9/1996	Hamilton et al.	D7/610
5,598,932	A *	2/1997	Weidert	211/41.1
D389,016	S *	1/1998	Walters et al.	D6/465
D411,783	S *	7/1999	Kualaa	D7/601
D422,456	S *	4/2000	Krueger	D7/610

* cited by examiner

Primary Examiner—Terry A Wallace

(74) *Attorney, Agent, or Firm*—Harpman & Harpman

(57) **CLAIM**

The ornamental design for a plate carrier, as shown and described.

DESCRIPTION

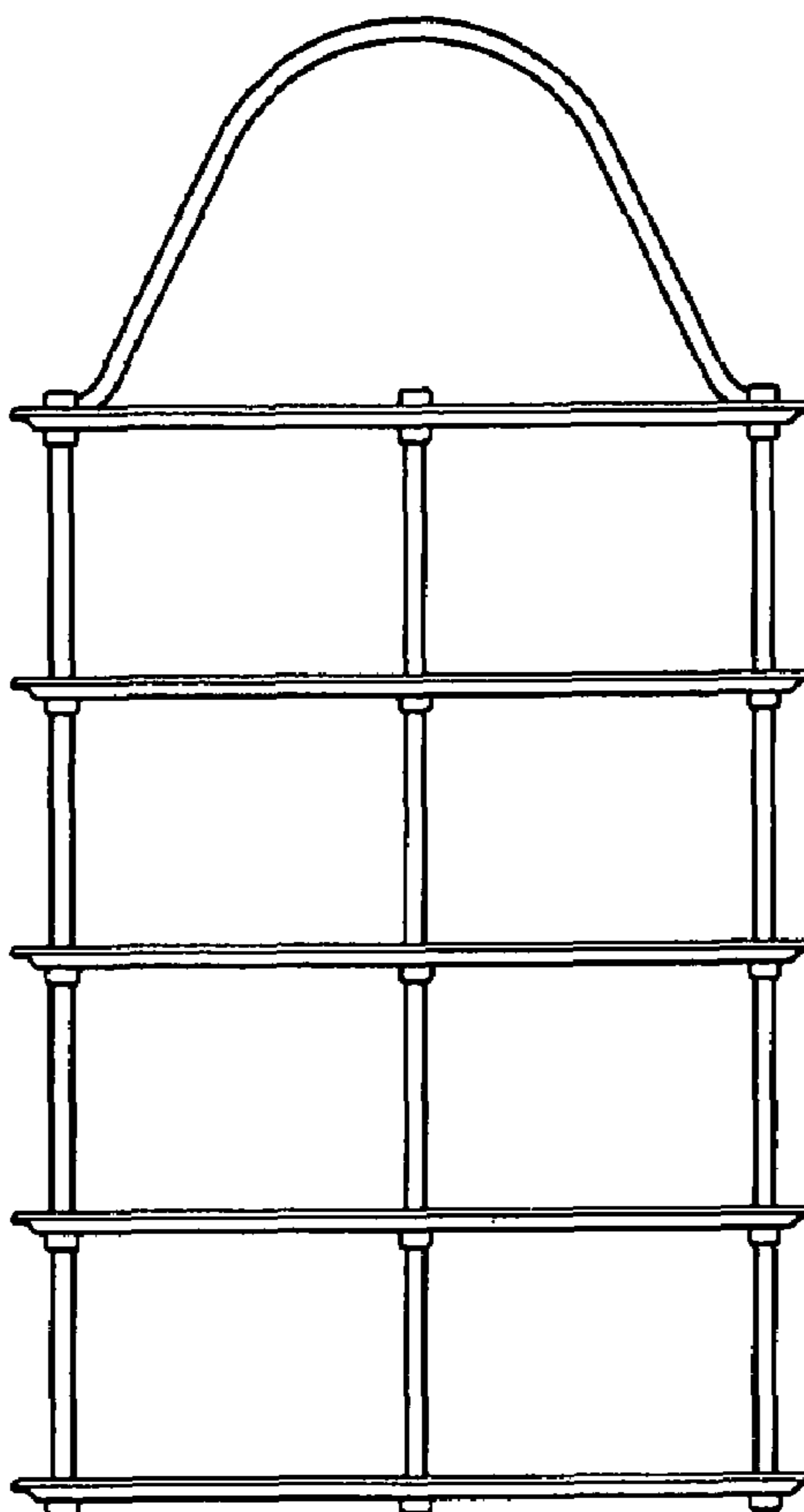
FIG. 1 is a front elevational view of the plate carrier showing my new design with the rear elevational view being a mirror image thereof.

FIG. 2 is a top plan view of the plate carrier of my new design.

FIG. 3 is a right side elevational view of the plate carrier of my design, the left side being a mirror image thereof; and,

FIG. 4 is a bottom plan view of the plate carrier of my new design.

1 Claim, 2 Drawing Sheets



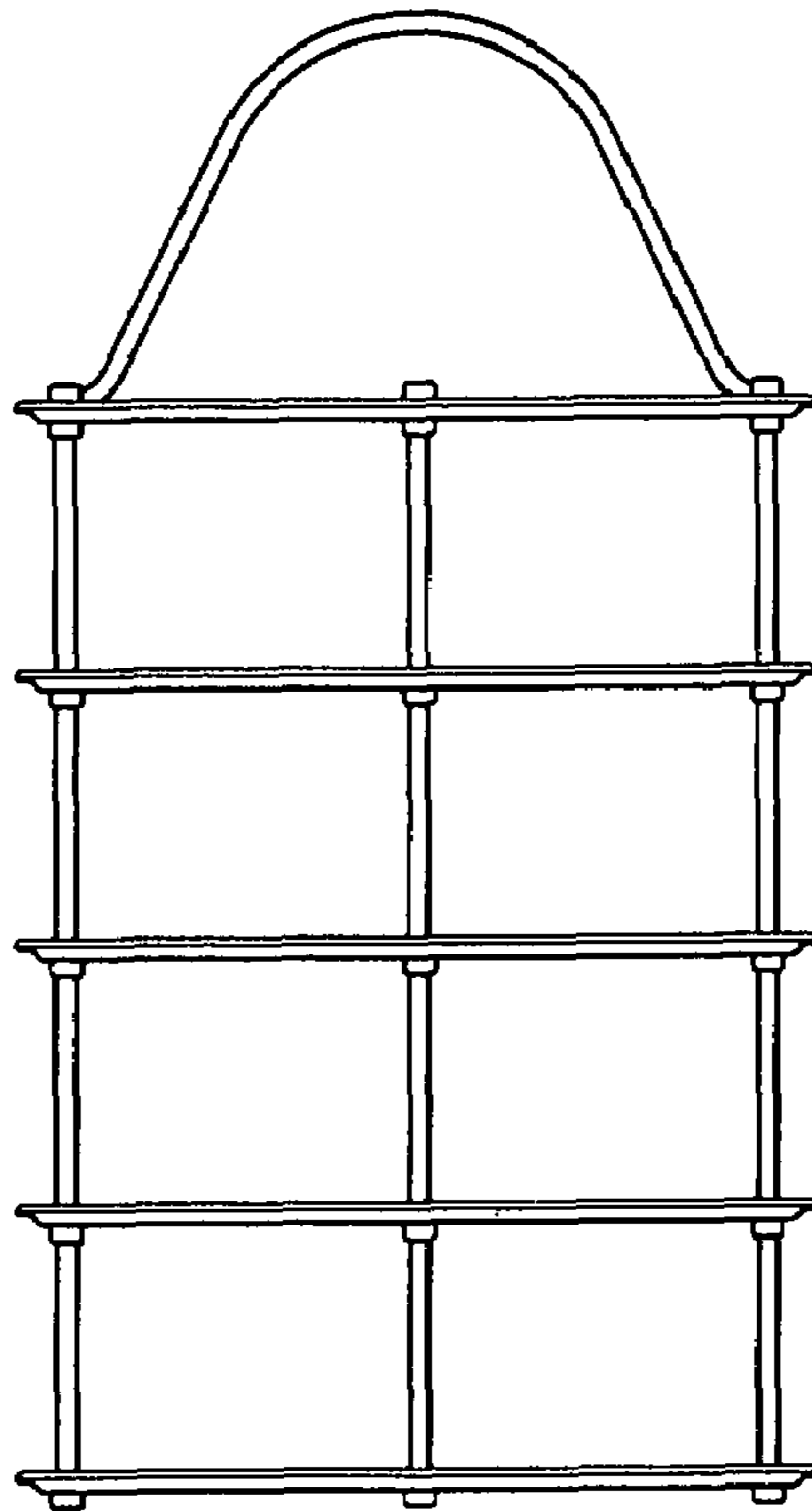


FIG. 1

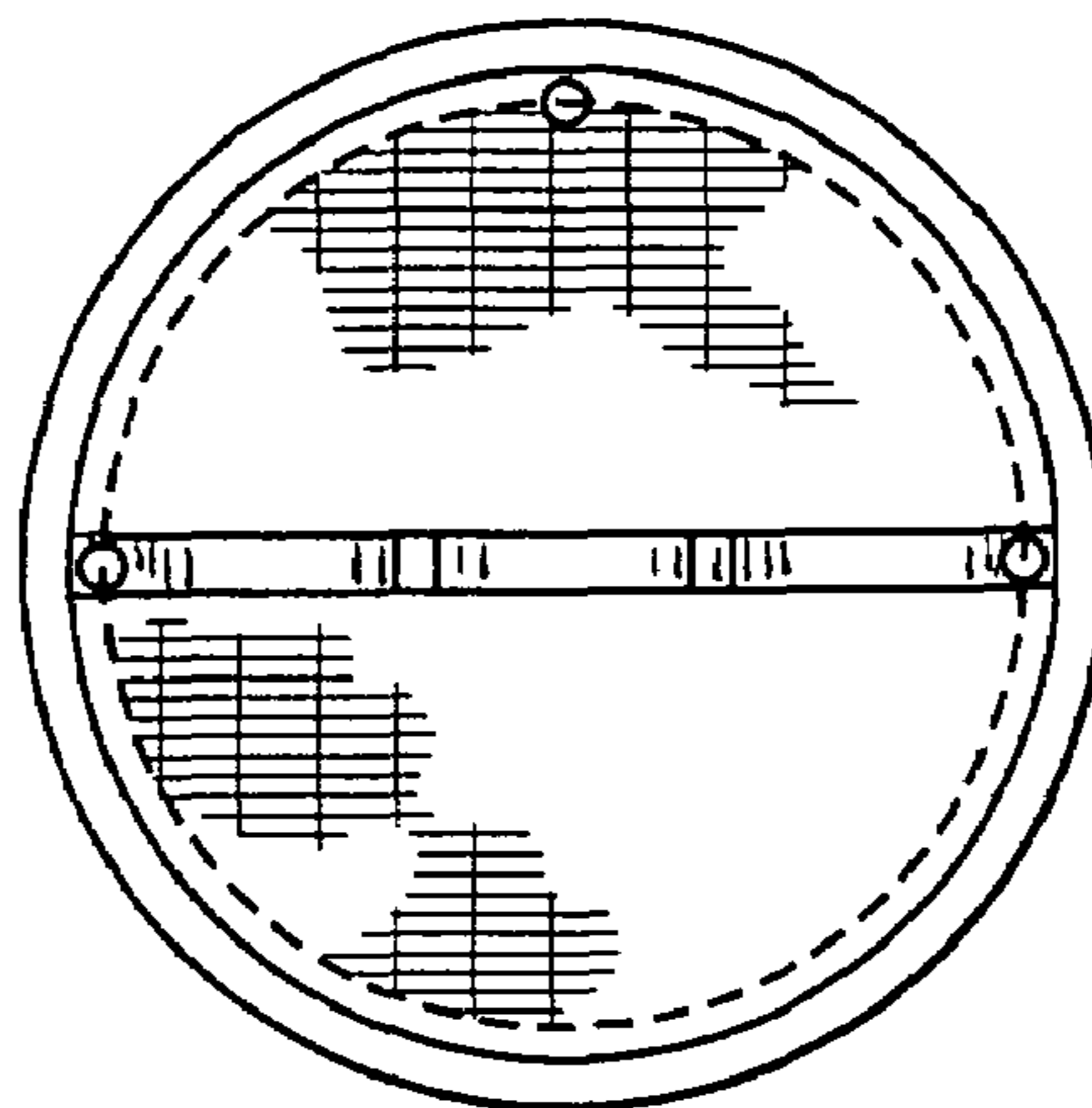


FIG. 2

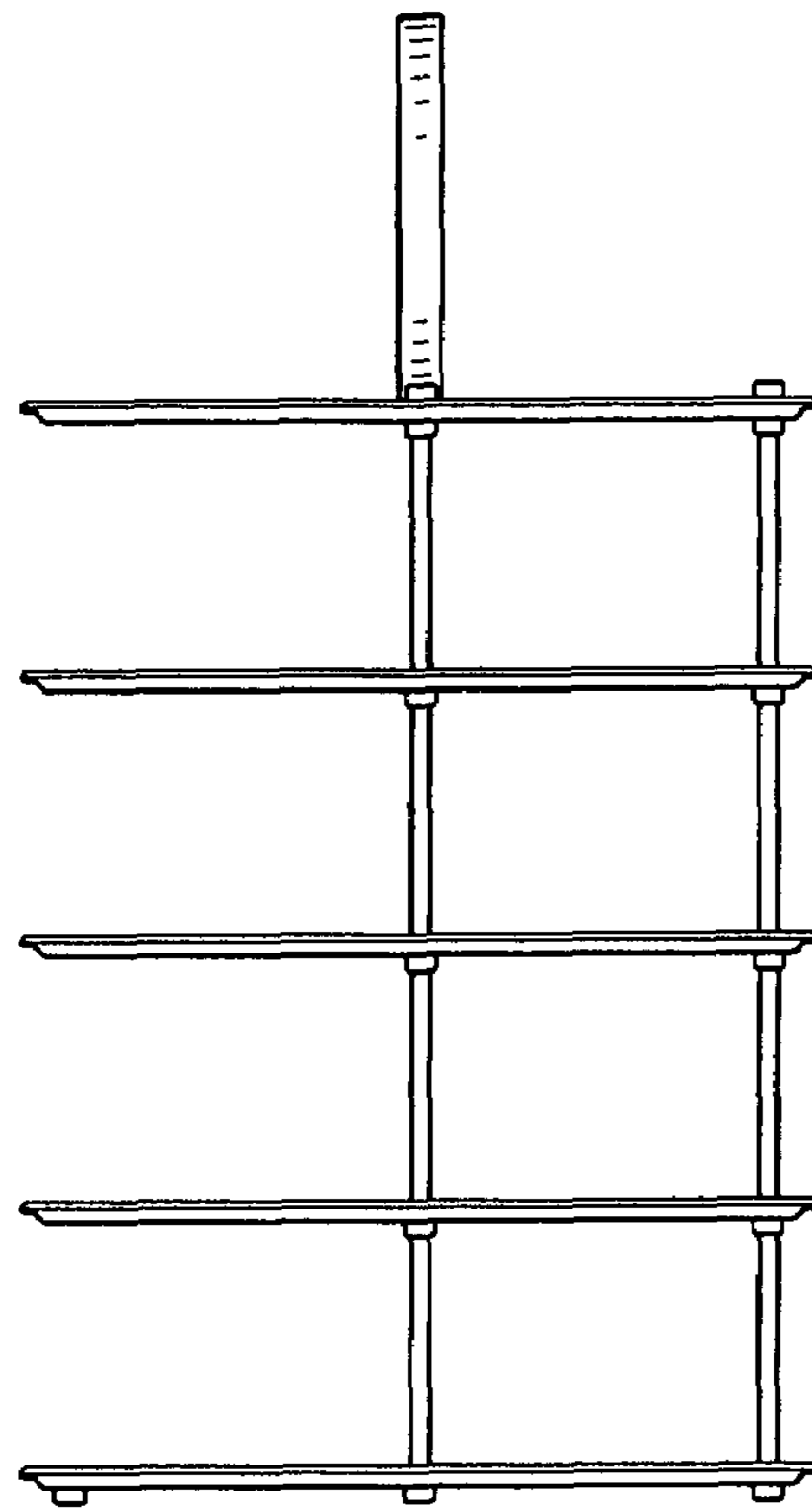


FIG. 3

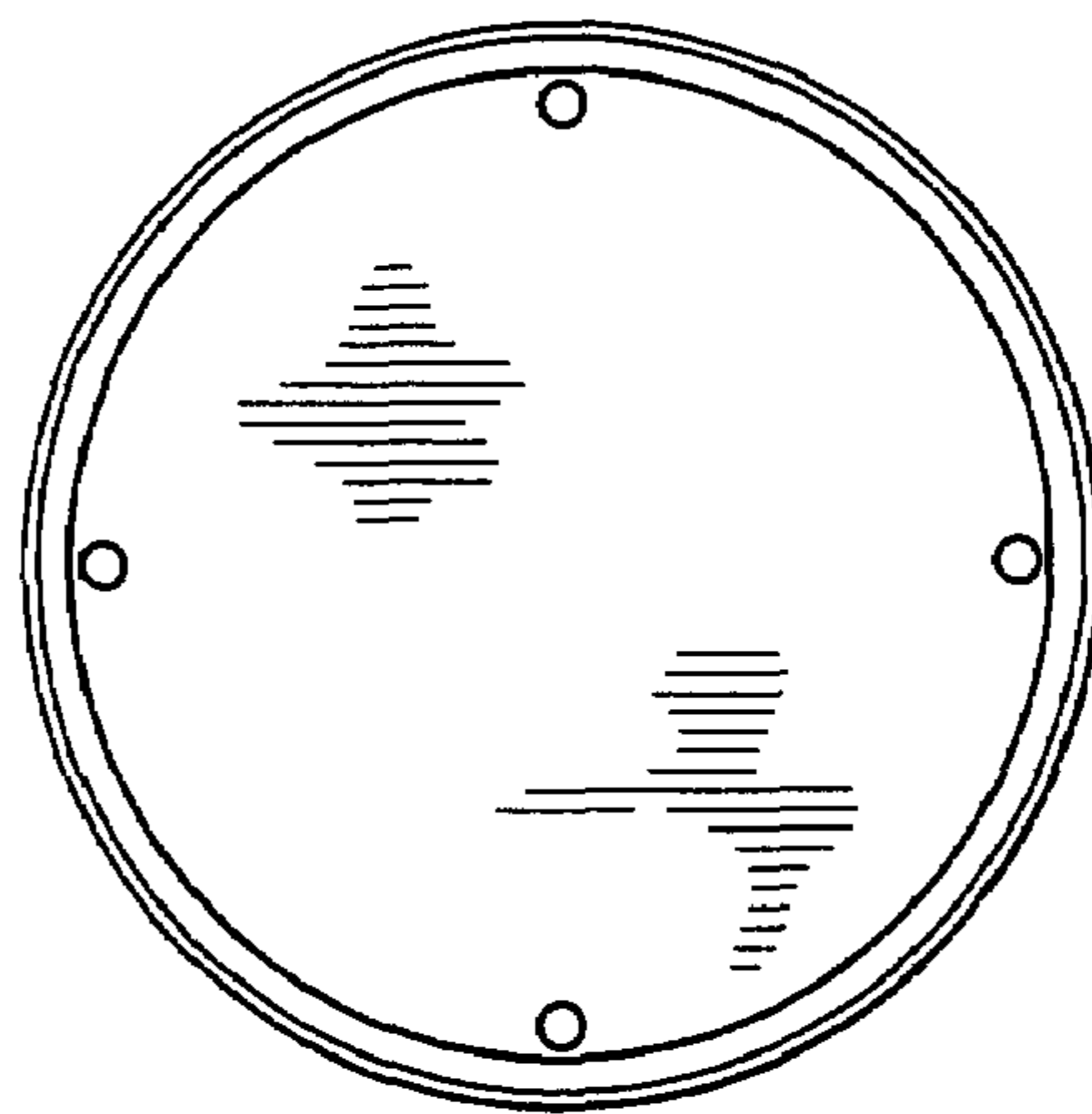


FIG. 4