



US00D568686S

(12) **United States Design Patent**
Luft

(10) **Patent No.:** **US D568,686 S**

(45) **Date of Patent:** **** May 13, 2008**

(54) **PLATE**

(75) Inventor: **Andrea Luft**, Mûchen (DE)

(73) Assignee: **Villeroy & Boch AG**, Mettlach (DE)

(**) Term: **14 Years**

(21) Appl. No.: **29/264,157**

(22) Filed: **Aug. 4, 2006**

(30) **Foreign Application Priority Data**

Feb. 8, 2006 (EM) 000 476 759

(51) **LOC (8) Cl.** **07-01**

(52) **U.S. Cl.** **D7/549; D7/543**

(58) **Field of Classification Search** D7/500,
D7/543-549, 550.1, 552.1, 554.1-554.4,
D7/553.7, 566, 570, 584, 586-587; 220/23.4,
220/23.8, 23.83, 575, 737; 206/549, 0.84
See application file for complete search history.

(56) **References Cited**

U.S. PATENT DOCUMENTS

1,520,402 A * 12/1924 Clemans 220/23.8

D156,872 S * 1/1950 Dreitzer D7/544

D250,565 S * 12/1978 Stowell D7/543

D298,898 S * 12/1988 Roshau D7/566

D307,529 S * 5/1990 Baetens D7/505

4,989,742 A * 2/1991 Powell 220/23.4

D331,860 S * 12/1992 Stanfield D7/549

D426,751 S * 6/2000 Obra D7/555

* cited by examiner

Primary Examiner—Charles A. Rademaker

Assistant Examiner—Anna J Burmeister

(74) *Attorney, Agent, or Firm*—Friedrich Kueffner

(57) **CLAIM**

The ornamental design for a plate, as shown and described.

DESCRIPTION

FIG. 1 is a top plan view of a plate, showing my new design;

FIG. 2 is a bottom plan view thereof;

FIG. 3 is a top, front, right side perspective view thereof;

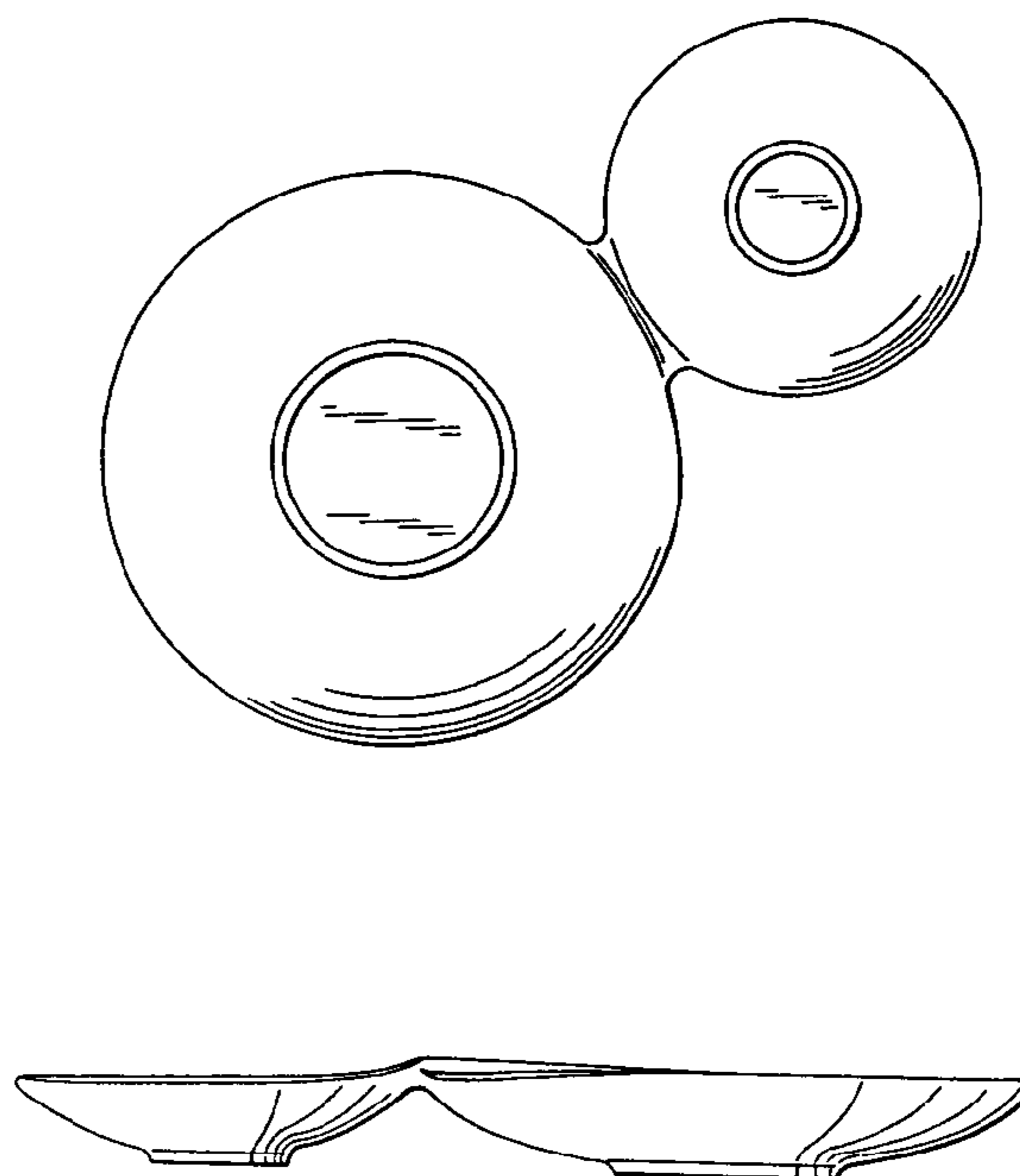

FIG. 4 is right side elevational view thereof;

FIG. 5 is a front elevational view thereof;

FIG. 6 is a left side elevational view thereof; and,

FIG. 7 is a rear elevational view thereof.

1 Claim, 1 Drawing Sheet






FIG. 1

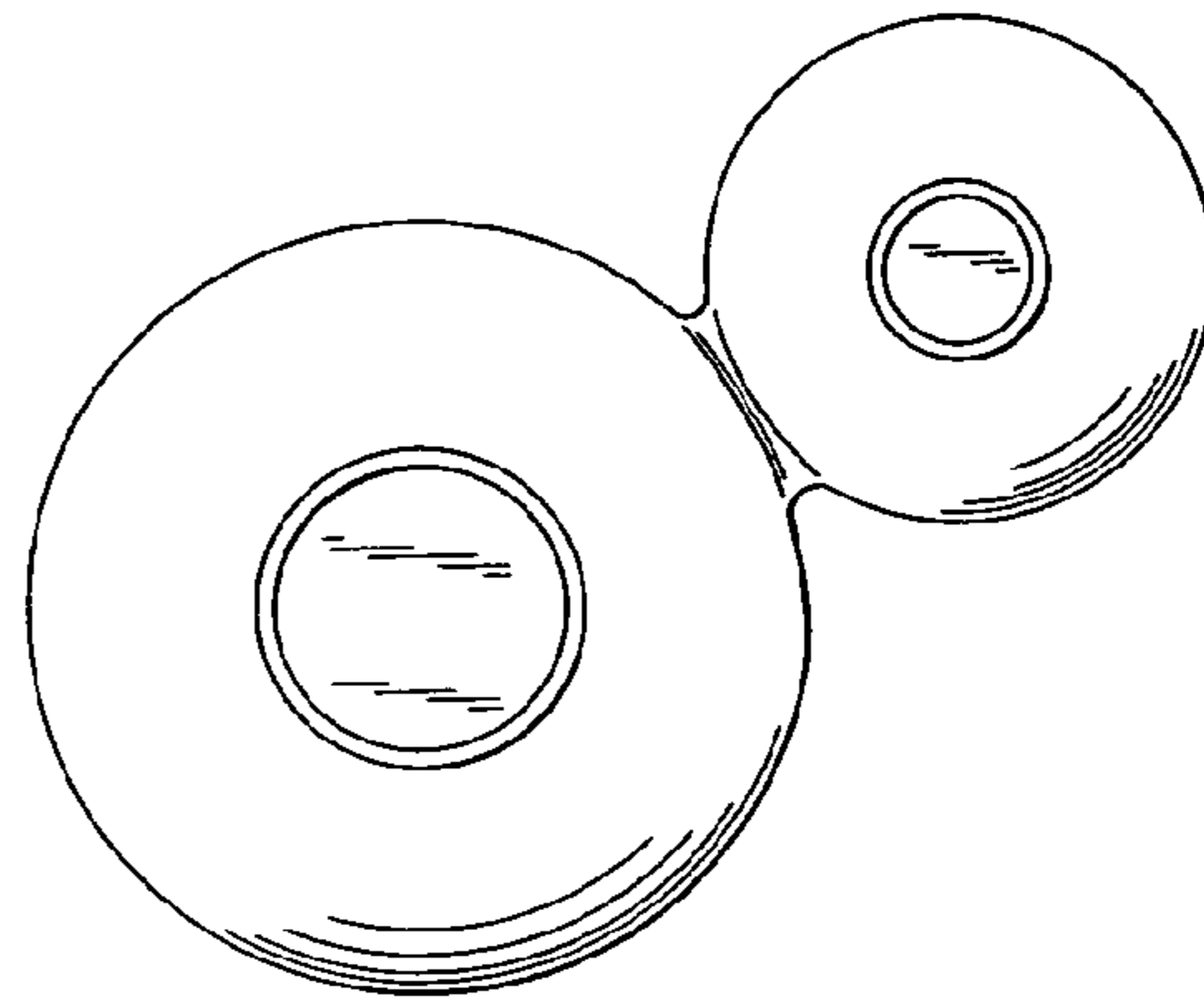


FIG. 2

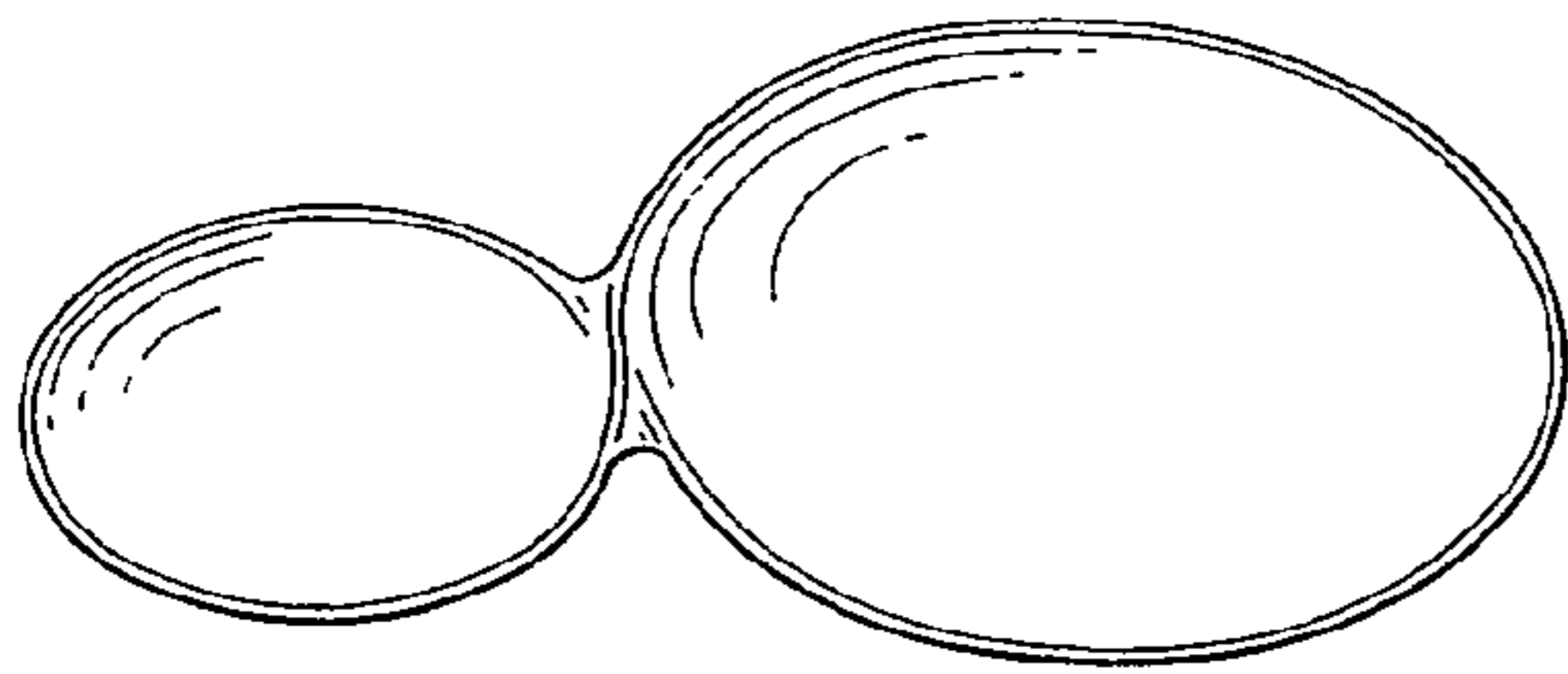


FIG. 3




FIG. 4

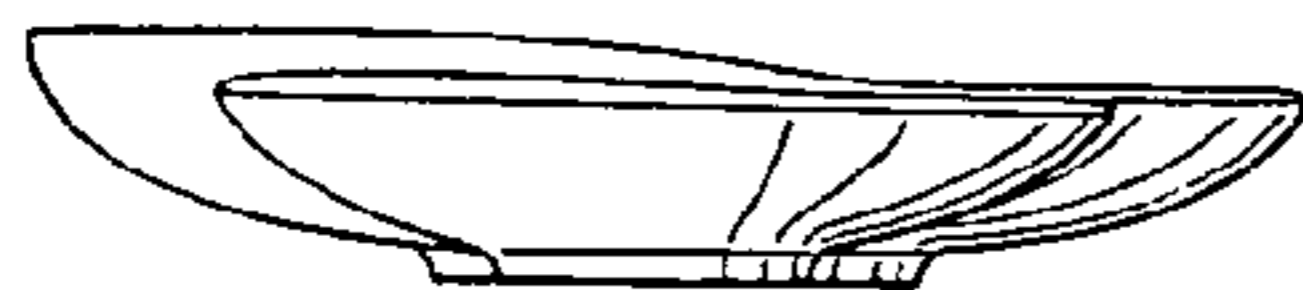


FIG. 5

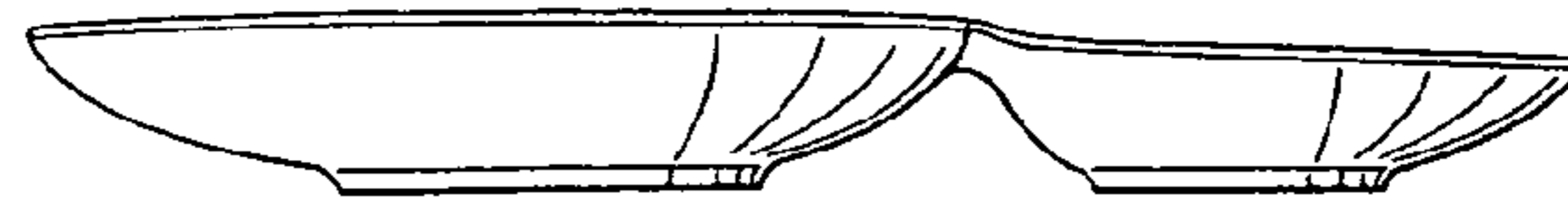


FIG. 6




FIG. 7