



US00D568682S

(12) **United States Design Patent**
Crookshanks

(10) **Patent No.:** **US D568,682 S**

(45) **Date of Patent:** **** May 13, 2008**

(54) **PORTION OF AN APPLIANCE**

(75) **Inventor:** **Kent Allen Stephen Crookshanks,**
Anderson, SC (US)

(73) **Assignee:** **Electrolux Home Products, Inc.,**
Cleveland, OH (US)

(**) **Term:** **14 Years**

(21) **Appl. No.:** **29/297,497**

(22) **Filed:** **Nov. 13, 2007**

(51) **LOC (8) Cl.** **07-02**

(52) **U.S. Cl.** **D7/405**

(58) **Field of Classification Search** D7/339–341,
D7/346–349, 402, 405, 406; 126/21 A, 39 B,
126/21 R, 273 A; 219/391–394
See application file for complete search history.

(56) **References Cited**

U.S. PATENT DOCUMENTS

3,924,601	A	*	12/1975	Nuss	126/21 R
D332,029	S	*	12/1992	Carpenter	D7/348
D366,983	S	*	2/1996	Leukhardt et al.	D7/349
D424,862	S	*	5/2000	Holbrook	D7/349
D462,867	S	*	9/2002	Resuello et al.	D7/405
D468,585	S	*	1/2003	Resuello et al.	D7/405
D468,962	S	*	1/2003	Jones et al.	D7/405
D524,095	S	*	7/2006	Pino et al.	D7/349
D525,476	S	*	7/2006	Bengtson et al.	D7/405

D527,948	S	*	9/2006	Bengtson	D7/405
D539,088	S	*	3/2007	Logan et al.	D7/405
D539,591	S	*	4/2007	Bengtson et al.	D7/349
D555,975	S	*	11/2007	Pino et al.	D7/405

* cited by examiner

Primary Examiner—Robert A. Delehanty

Assistant Examiner—Mark Cavanna

(74) *Attorney, Agent, or Firm*—Banner & Witcoff, Ltd.

(57) **CLAIM**

The ornamental design for a portion of an appliance, as shown and described.

DESCRIPTION

FIG. 1 is a front perspective view of a portion of an appliance showing my new design;

FIG. 2 is a front view thereof;

FIG. 3 is a right side view thereof;

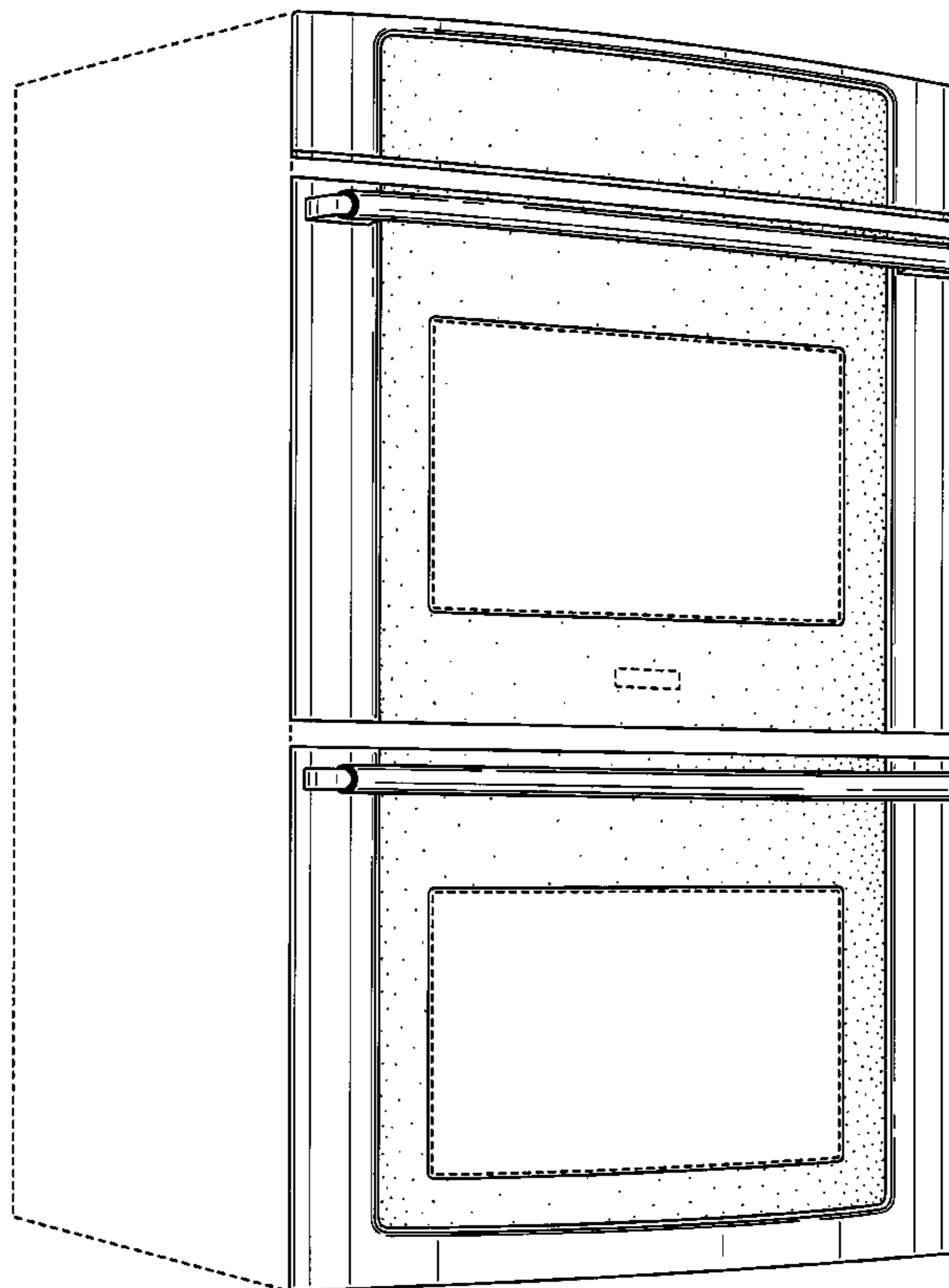
FIG. 4 is a left side view thereof;

FIG. 5 is a top view thereof; and,

FIG. 6 is a bottom view thereof.

The difference in shading indicates a contrast of appearance and does not depict any particular color, texture, or material. The broken line showing of various regions, including the unshaded areas therein, is for illustrative purposes and forms no part of the claimed design.

1 Claim, 5 Drawing Sheets






FIG. 1

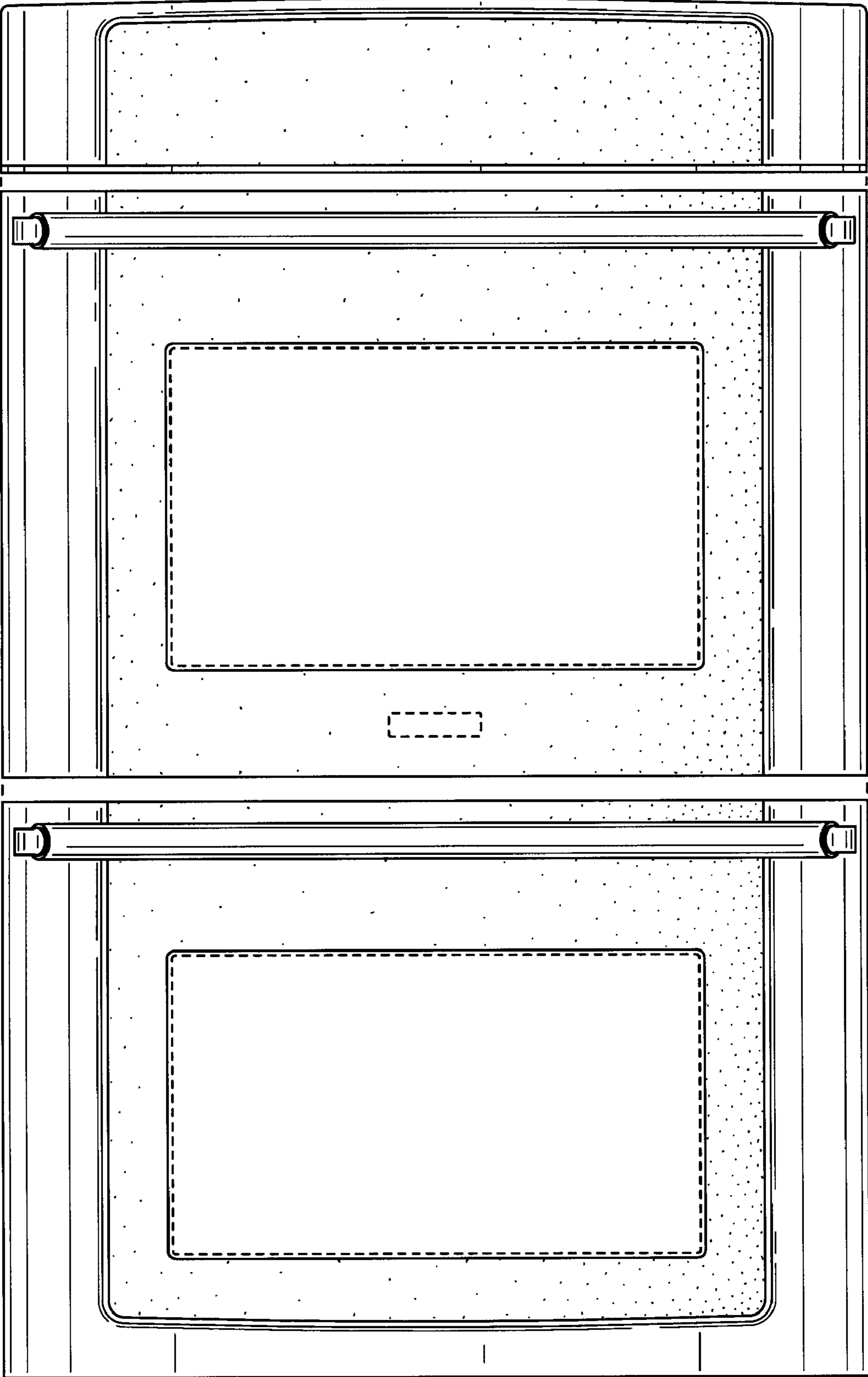


FIG. 2

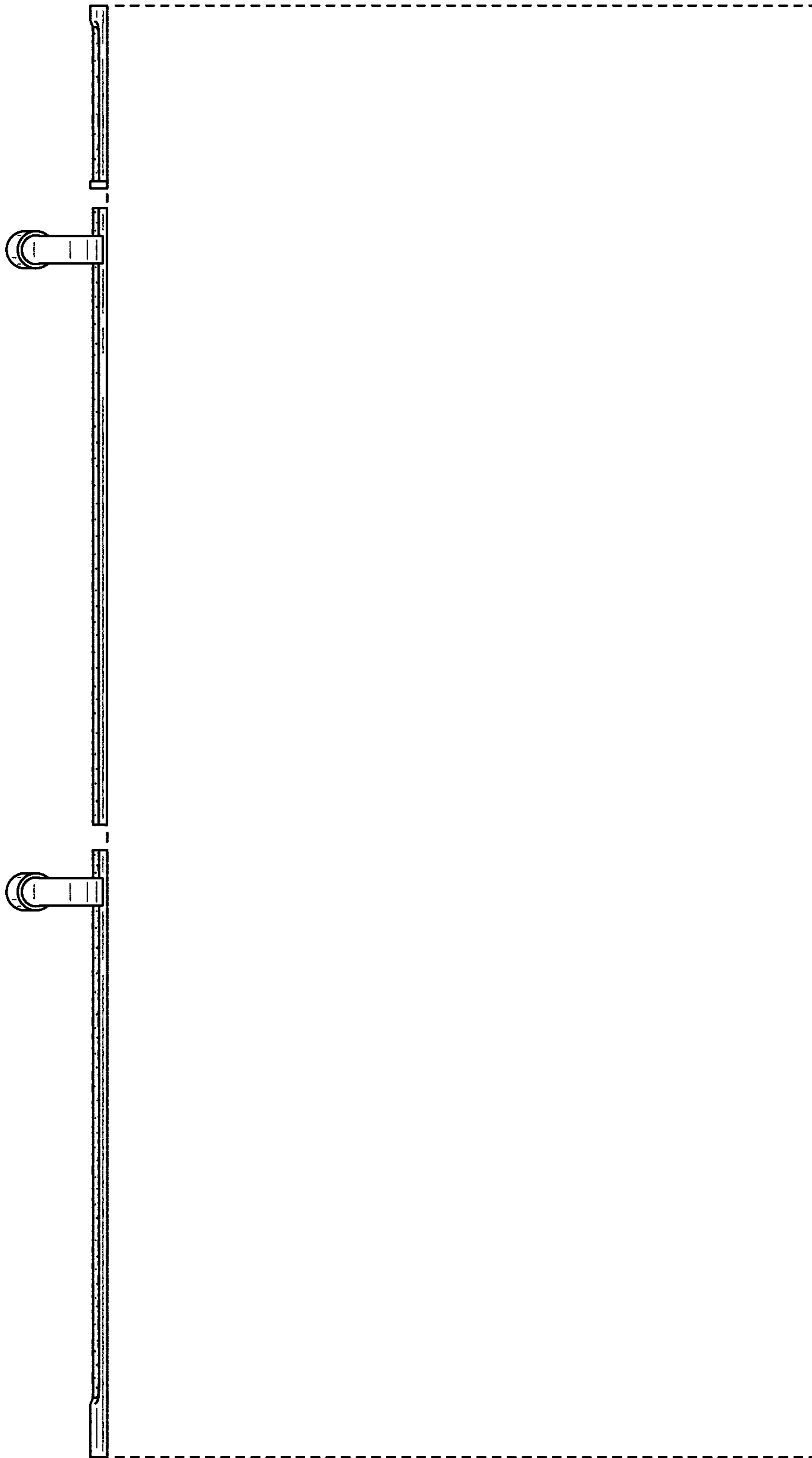


FIG. 3

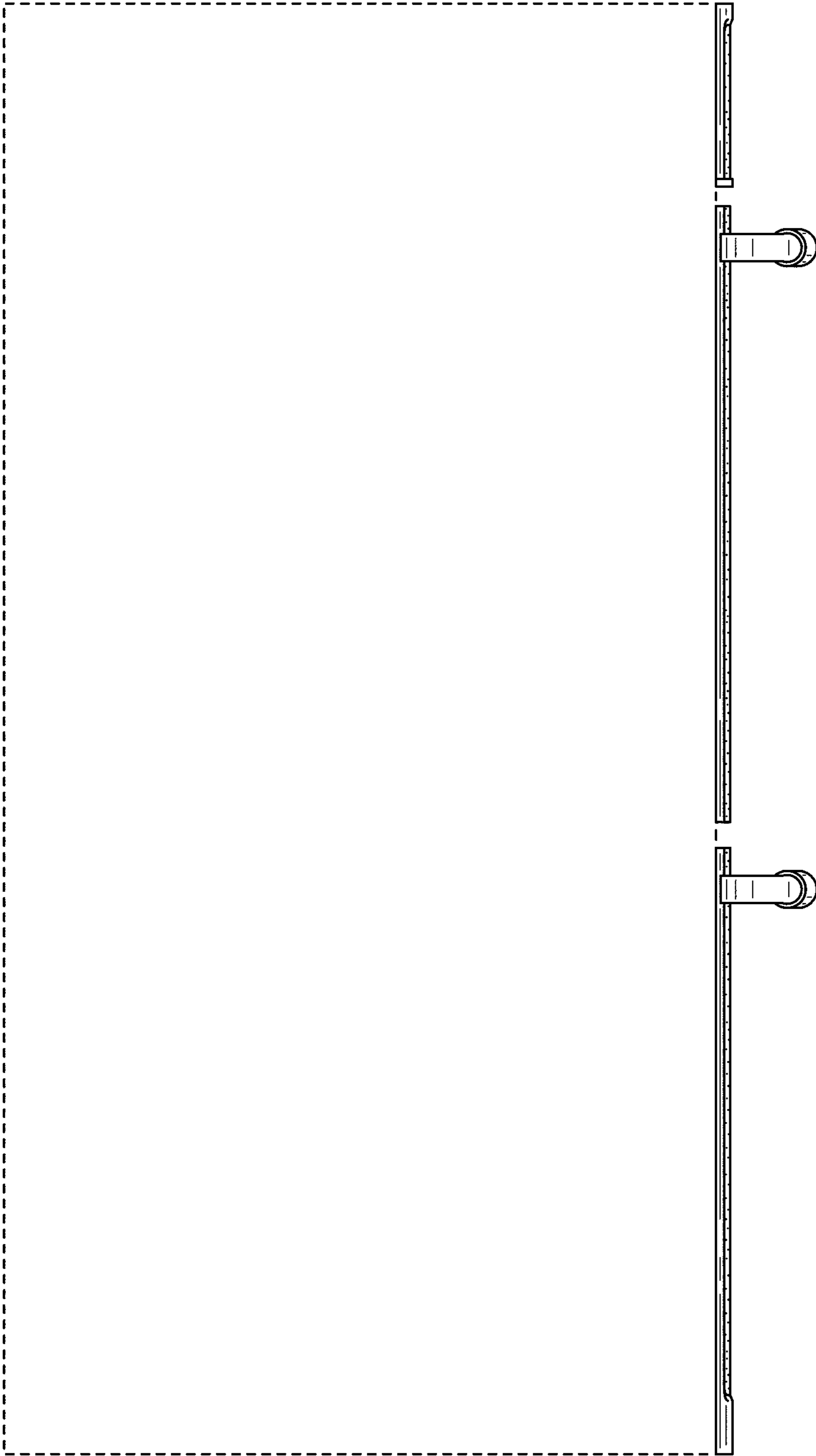


FIG. 4




FIG. 5




FIG. 6