

US00D568679S

(12) **United States Design Patent**  
**Regnart**

(10) **Patent No.:** **US D568,679 S**

(45) **Date of Patent:** **\*\* May 13, 2008**

(54) **COOKING PAN COVER**

(76) **Inventor:** **Horace Regnart**, 4 Grosvenor Avenue,  
Newcastle upon Tyne (GB) NE2 2NN

(\*\*) **Term:** **14 Years**

(21) **Appl. No.:** **29/281,256**

(22) **Filed:** **Jun. 19, 2007**

(51) **LOC (8) Cl.** ..... **07-02**

(52) **U.S. Cl.** ..... **D7/391**

(58) **Field of Classification Search** ..... D7/317-325,  
D7/388, 391-392.1, 505-511, 550.1, 601-602,  
D7/354-361, 387, 393, 402, 409, 538-542;  
D9/443, 454, 503; 99/341, 339, 403, 413,  
99/418, 454; 156/69; 220/213, 351-376,  
220/783, 789, 790, 796, 797, 912; 229/406,  
229/407, 902-906

See application file for complete search history.

(56) **References Cited**

**U.S. PATENT DOCUMENTS**

- D45,601 S \* 4/1914 Mohrhenn ..... D7/354
- D120,797 S \* 5/1940 Boe ..... D9/503
- D187,809 S \* 5/1960 Thora ..... D7/360
- 3,461,009 A \* 8/1969 Snyder et al. .... 156/69
- D274,402 S \* 6/1984 Ziskind ..... D7/391
- D280,062 S \* 8/1985 Cesaroni ..... D7/325
- D281,137 S \* 10/1985 Cesaroni ..... D7/325
- 5,511,466 A \* 4/1996 Dzibinski ..... 99/339

- D378,724 S \* 4/1997 Young et al. .... D7/505
- D438,754 S \* 3/2001 Mendelson ..... D7/391
- D450,219 S \* 11/2001 Smith ..... D7/538
- D514,372 S \* 2/2006 Kaposi et al. .... D7/354
- D521,796 S \* 5/2006 Bertulis ..... D7/325

**FOREIGN PATENT DOCUMENTS**

GB 2184344 6/1987

\* cited by examiner

*Primary Examiner*—Caron D. Veynar

*Assistant Examiner*—Ricky Pham

(74) *Attorney, Agent, or Firm*—Banner & Witcoff, Ltd.

(57) **CLAIM**

The ornamental design for a cooking pan cover, as shown and described.

**DESCRIPTION**

FIG. 1 is a perspective view of a cooking pan cover showing my new design;

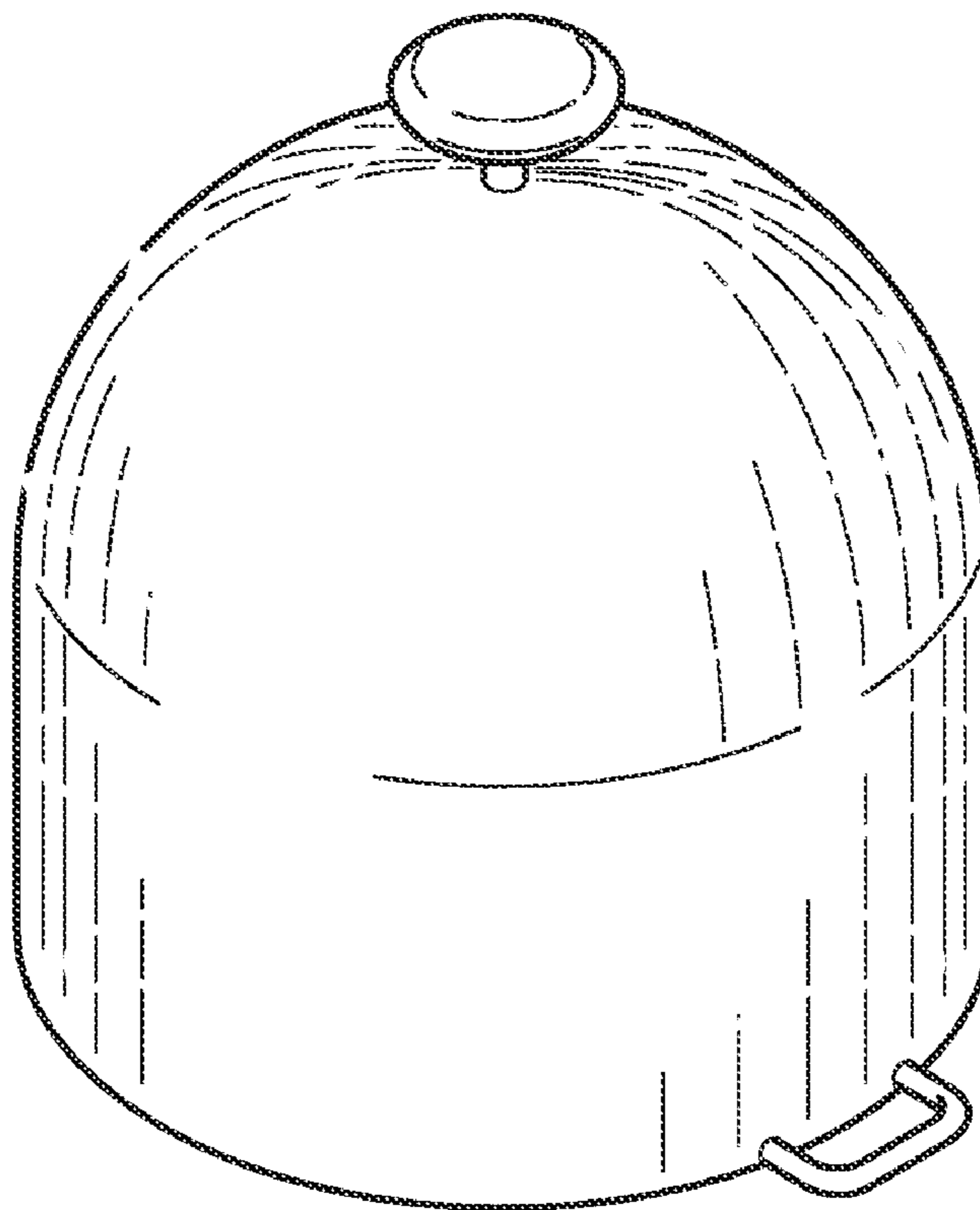
FIG. 2 is a front elevational view thereof, the rear elevational view thereof sharing the same appearance;

FIG. 3 is a right side elevational view thereof, the left side elevational view thereof sharing the same appearance;

FIG. 4 is a top plan view thereof; and,

FIG. 5 is bottom plan view thereof.

**1 Claim, 5 Drawing Sheets**



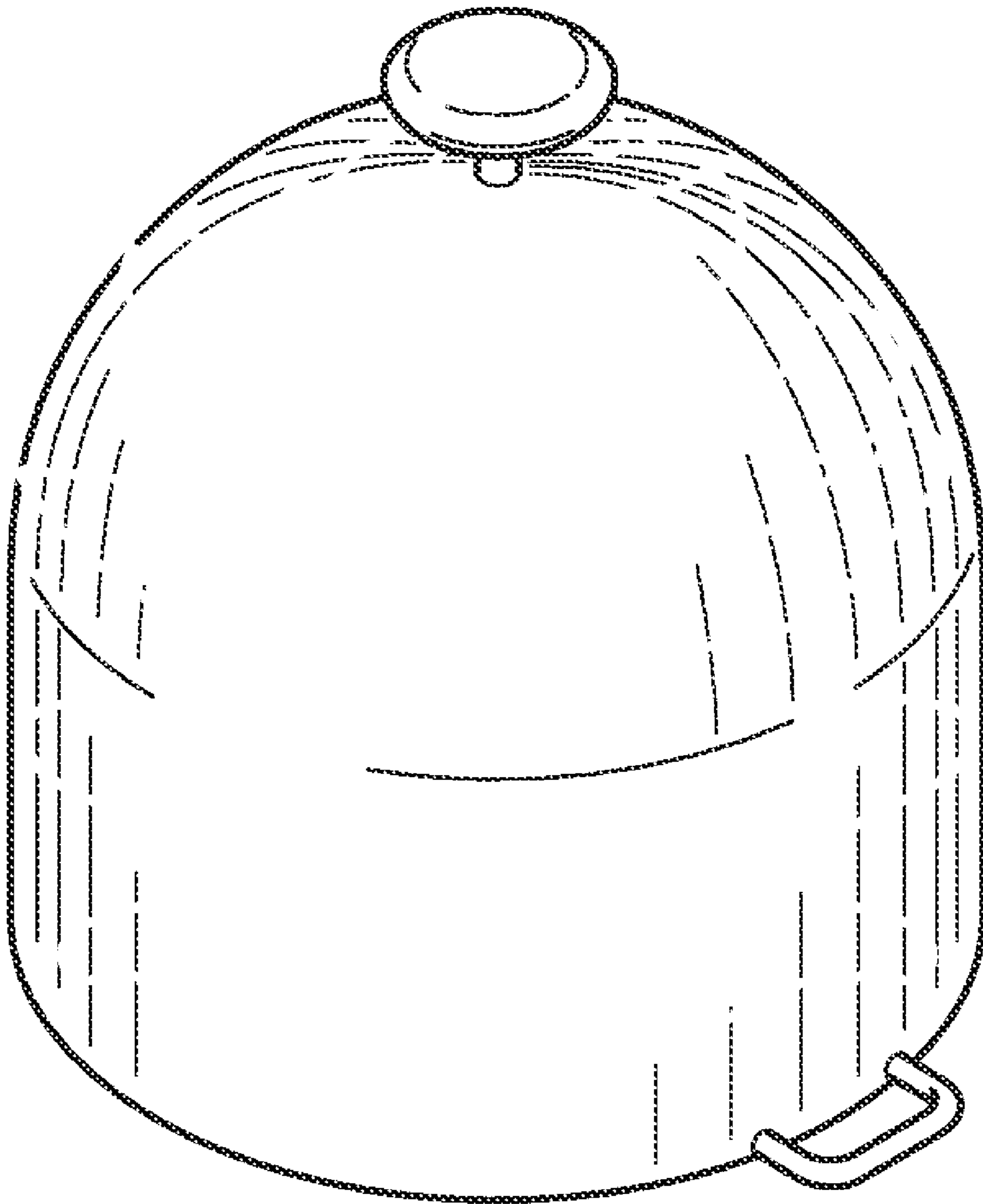


FIG. 1

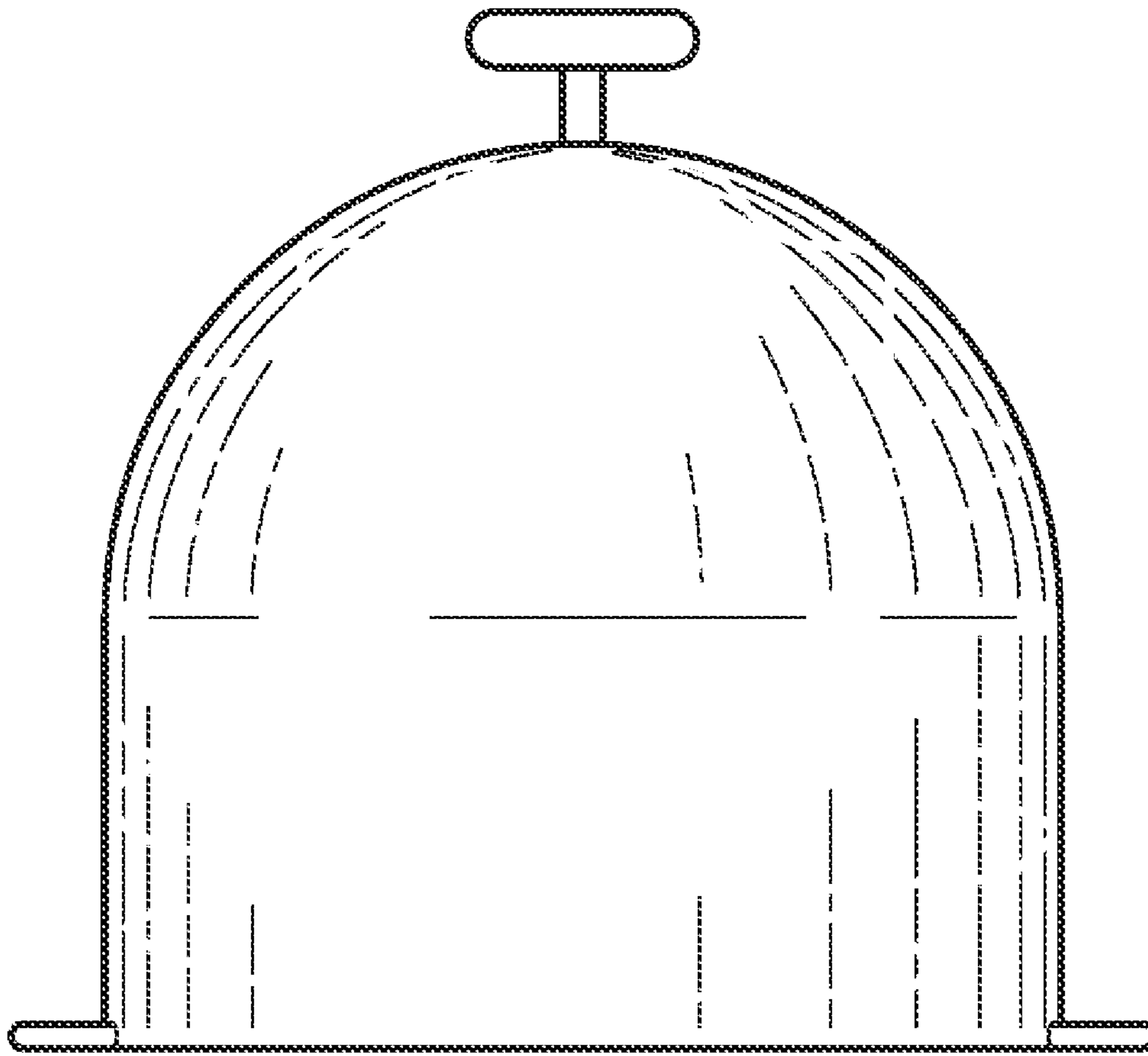


FIG. 2

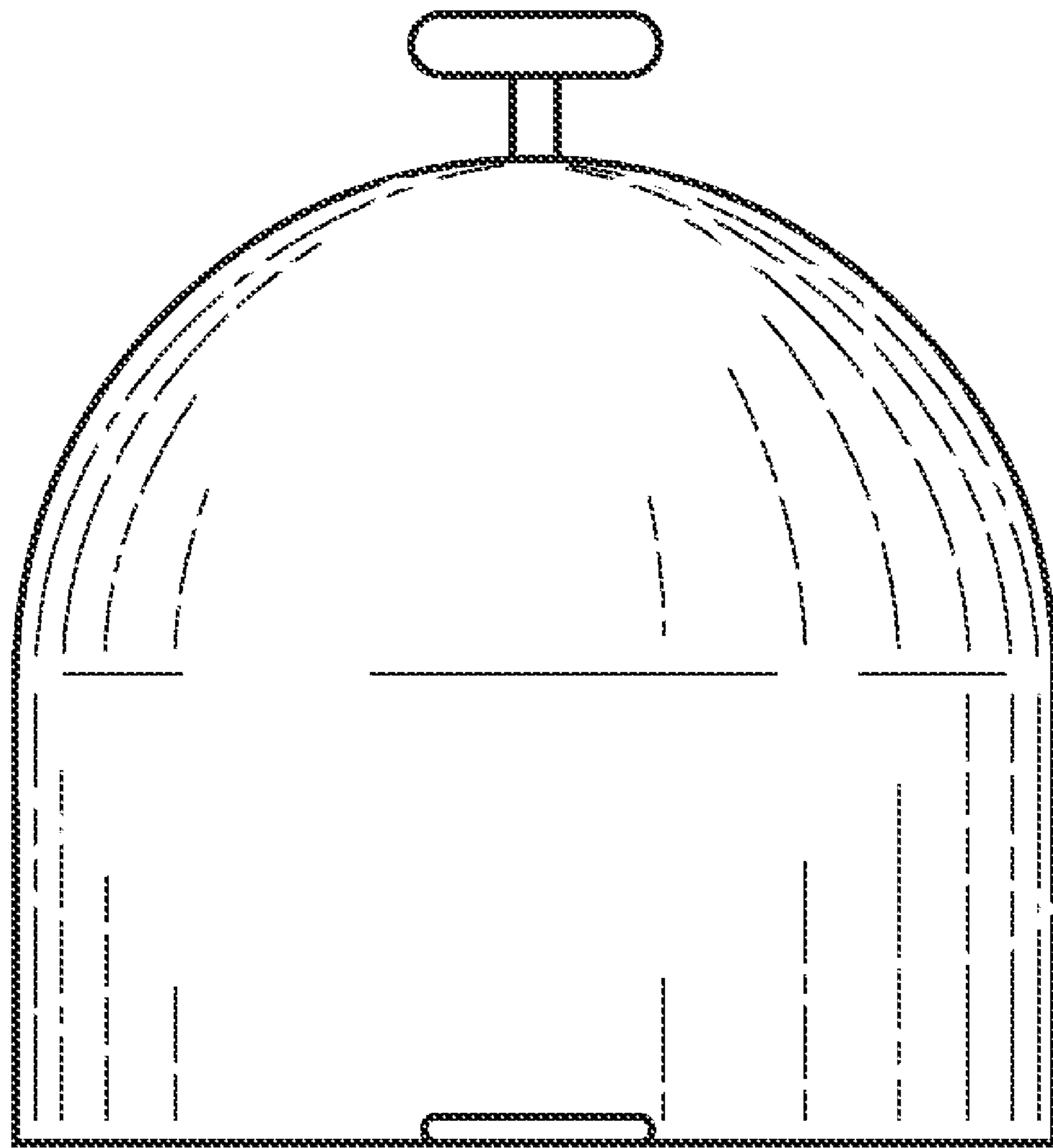


FIG. 3

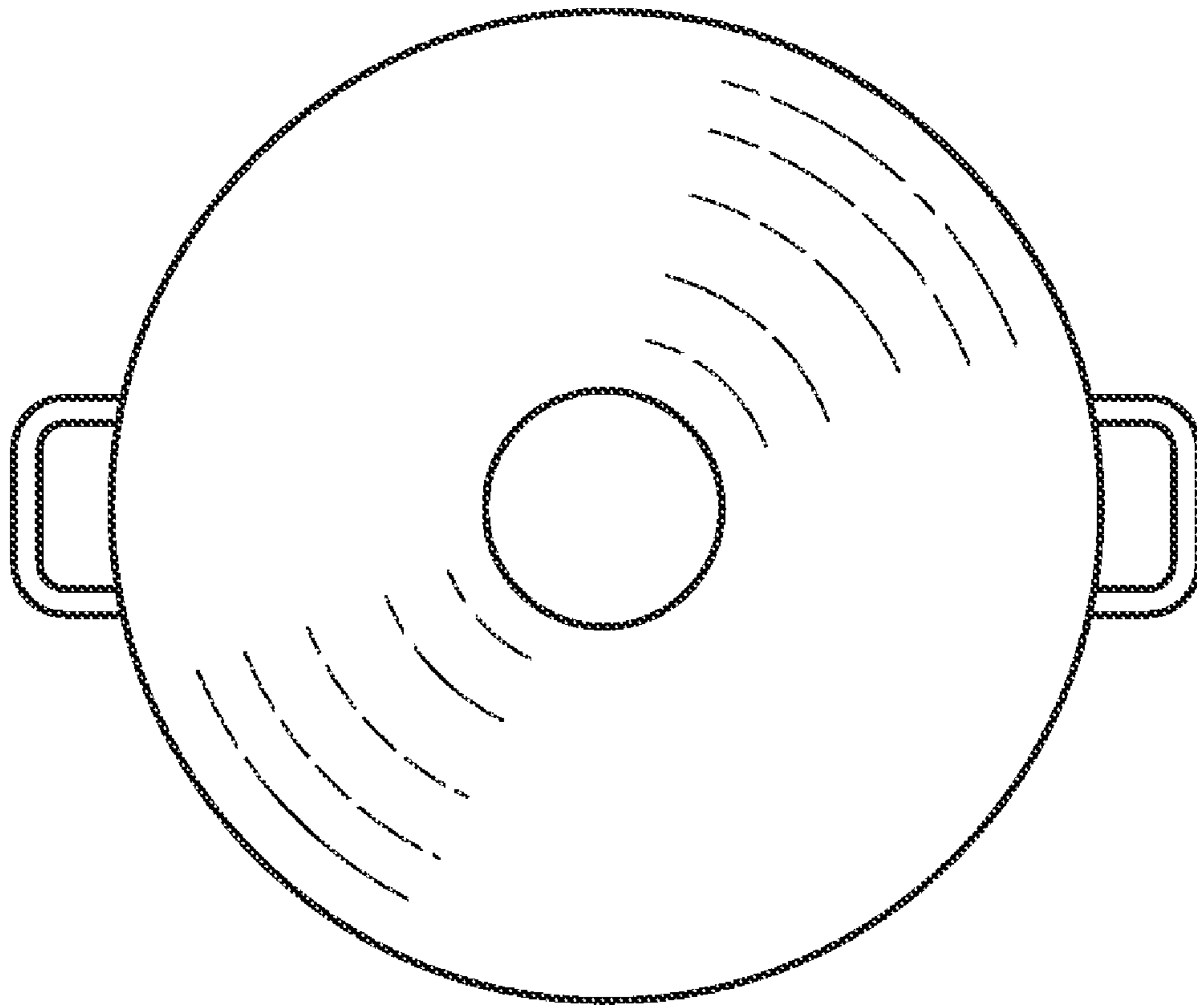


FIG. 4

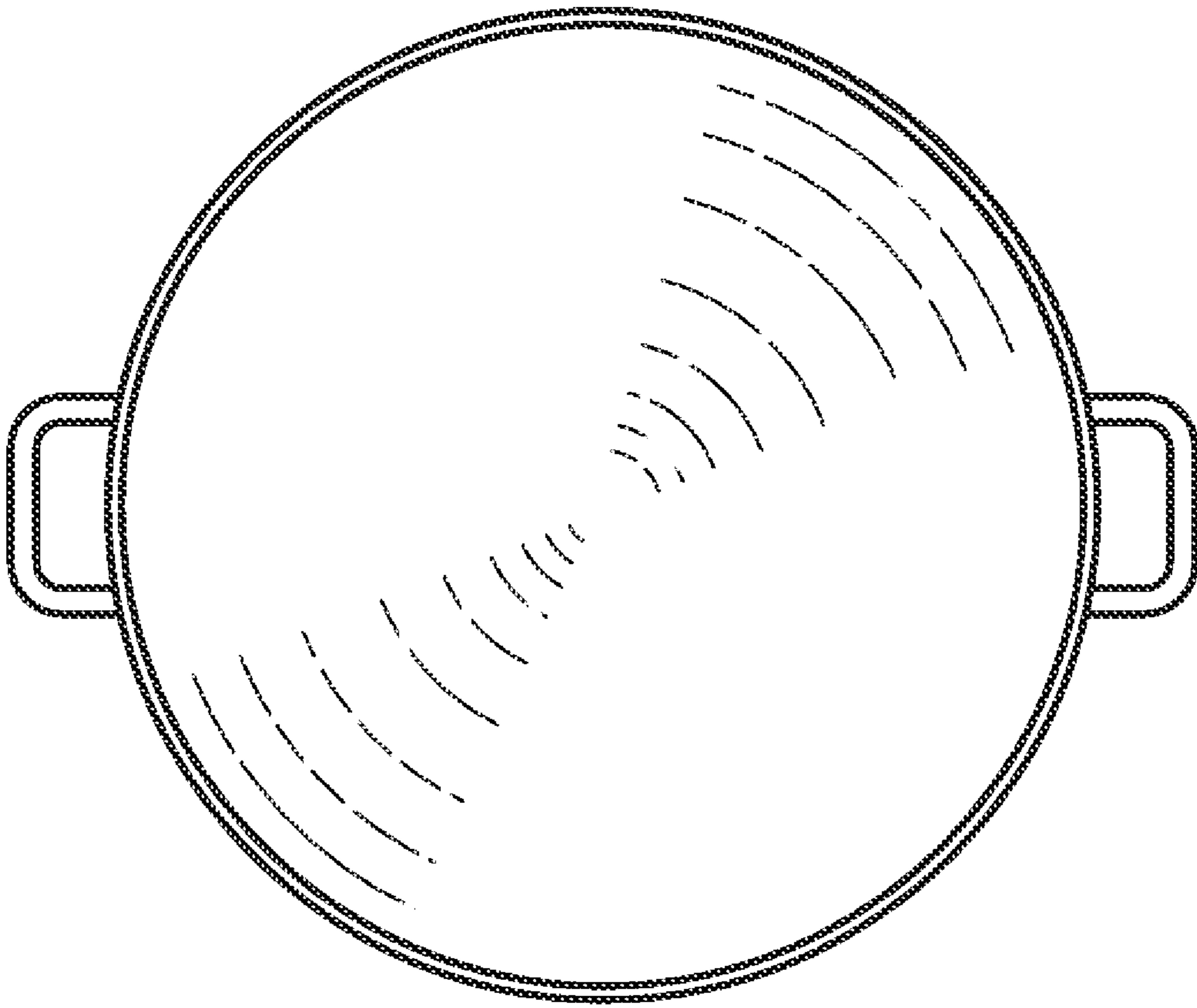


FIG. 5