



US00D568652S

(12) **United States Design Patent**
Goodman et al.

(10) **Patent No.:** **US D568,652 S**

(45) **Date of Patent:** **** May 13, 2008**

(54) **OVER-THE-DOOR BUTTERFLY HOOK RACK**

(75) Inventors: **Sheldon H. Goodman**, Solon, OH (US); **Omer I. Sazir**, Cleveland, OH (US)

(73) Assignee: **Spectrum Diversified Designs, Inc.**, Streetsboro, OH (US)

(**) Term: **14 Years**

(21) Appl. No.: **29/281,962**

(22) Filed: **Jul. 7, 2007**

(51) **LOC (8) Cl.** **06-06**

(52) **U.S. Cl.** **D6/514; D6/566**

(58) **Field of Classification Search** D6/512-514, D6/553, 566, 567, 569, 315, 320, 327; D8/349, D8/354, 367, 372; 248/301-304, 309.1, 248/309.2; 211/13.1, 30, 32, 70.6, 56.01, 211/87.01, 181.1

See application file for complete search history.

(56) **References Cited**

U.S. PATENT DOCUMENTS

D390,400 S * 2/1998 Munoz D6/569

D421,355 S * 3/2000 Goodman et al. D6/513
D461,706 S * 8/2002 Goodman et al. D6/566
D465,998 S * 11/2002 Goodman et al. D6/566
D466,396 S * 12/2002 Snell D6/513
D470,394 S * 2/2003 Harwanko D6/566
D473,455 S * 4/2003 Goodman et al. D6/513

* cited by examiner

Primary Examiner—Brian N Vinson

(74) *Attorney, Agent, or Firm*—Pearne & Gordon LLP

(57) **CLAIM**

The ornamental design for an over-the-door butterfly hook rack, as shown and described.

DESCRIPTION


FIG. 1 is a perspective view of an over-the-door butterfly hook rack, showing our new design;

FIG. 2 is a front elevational view thereof; and,

FIG. 3 is a side elevational view thereof.

The broken-line disclosure of elements in the views is for illustrative purposes only and forms no part of the claimed design.

1 Claim, 2 Drawing Sheets






FIG. 1

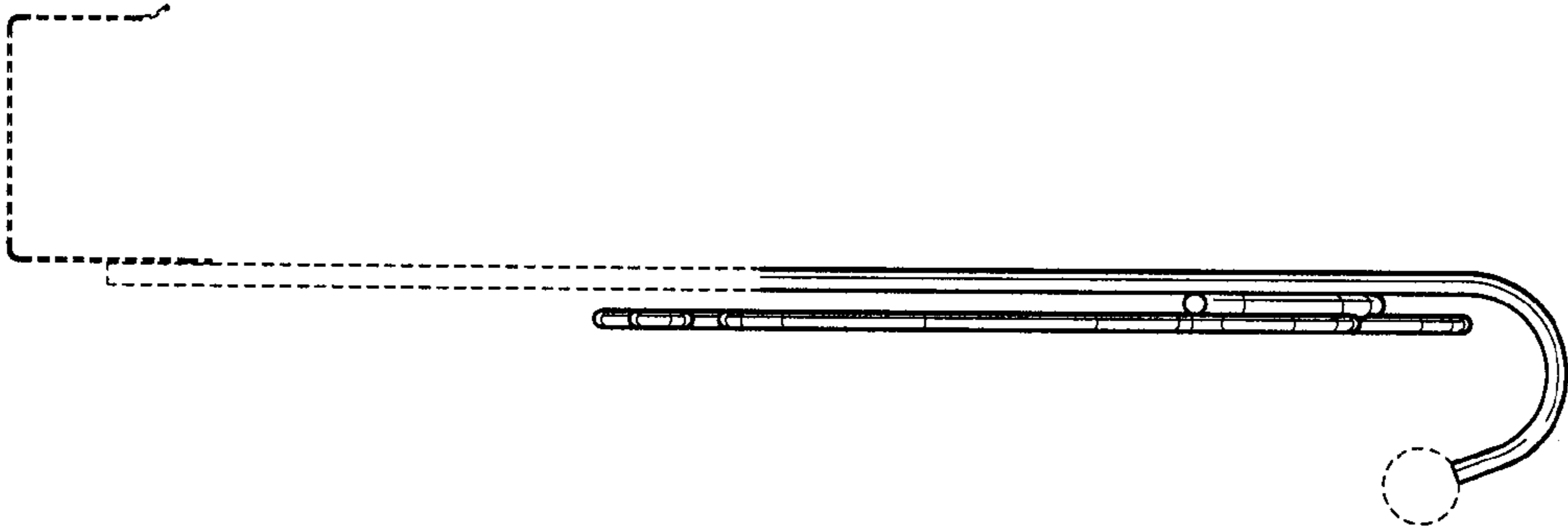


FIG. 3

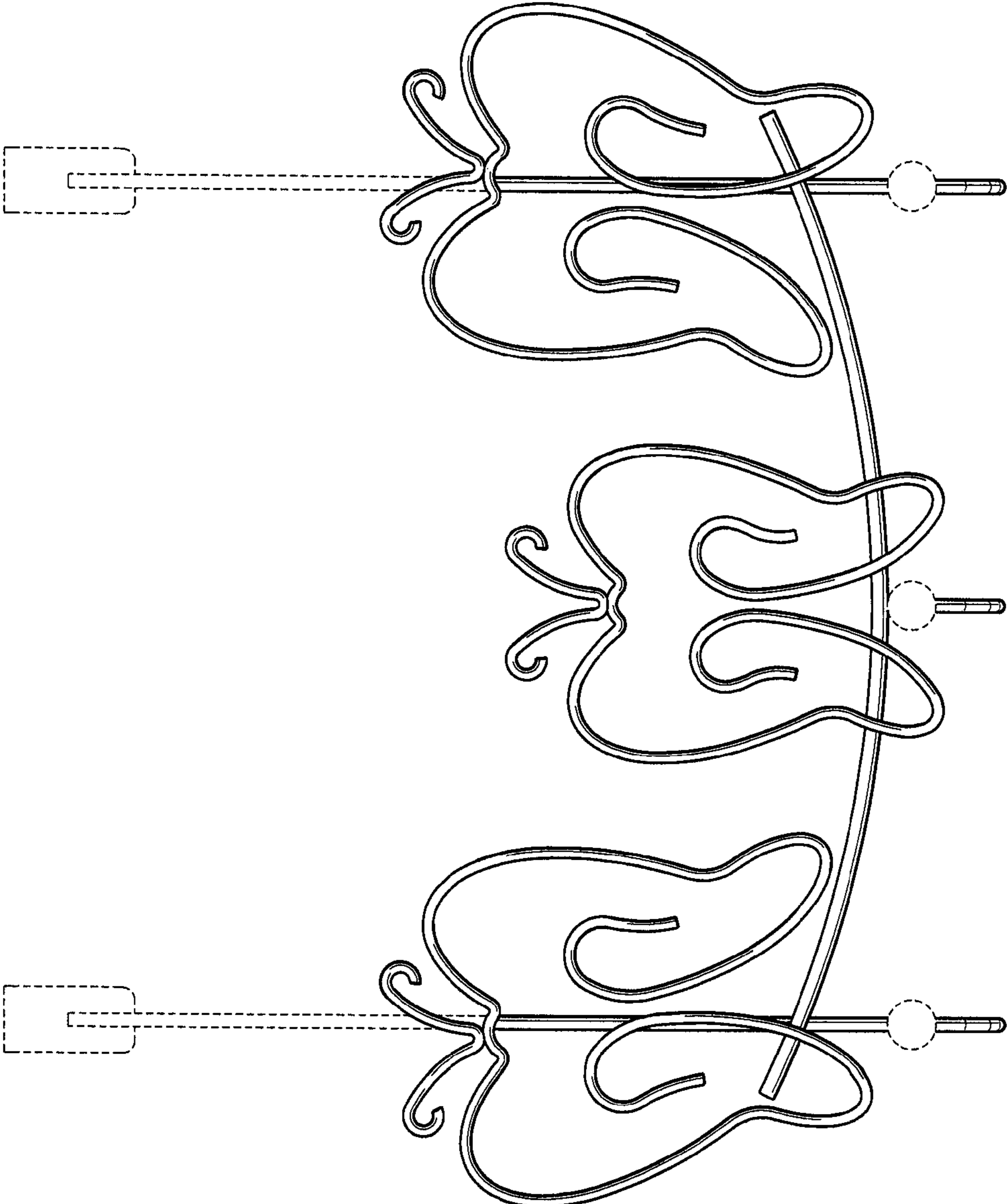


FIG. 2