



US00D568629S

(12) **United States Design Patent**  
**Looser**

(10) **Patent No.:** **US D568,629 S**

(45) **Date of Patent:** **\*\* May 13, 2008**

(54) **FURNITURE**

(75) Inventor: **Hans Looser**, Wangen (DE)

(73) Assignee: **Moll Funktionsmobil GmbH**,  
Gruibingen (DE)

(\*\*) Term: **14 Years**

(21) Appl. No.: **29/267,020**

(22) Filed: **Oct. 4, 2006**

(30) **Foreign Application Priority Data**

Apr. 4, 2006 (EM) ..... 000507470

(51) **LOC (8) Cl.** ..... **06-04**

(52) **U.S. Cl.** ..... **D6/433**

(58) **Field of Classification Search** ..... D6/349,  
D6/352, 397, 407, 432-433, 436-438, 440-448,  
D6/491, 492-495, 470, 481, 509-511, 631-633;  
D99/28; 62/256; 160/184; 312/107, 139.1,  
312/140.1, 140.3, 204, 213, 260, 284, 297  
See application file for complete search history.

(56) **References Cited**

**U.S. PATENT DOCUMENTS**

D168,443 S *	12/1952	Gershun	.....	D6/446
2,827,118 A *	3/1958	Wendt	.....	160/184
D229,141 S *	11/1973	Peckenpaugh	.....	D6/446
4,235,494 A *	11/1980	Chu et al.	.....	312/297
D275,056 S *	8/1984	Davis	.....	D99/28
D301,526 S *	6/1989	Jacobs et al.	.....	D6/433
D306,106 S *	2/1990	Bush et al.	.....	D6/432
4,962,649 A *	10/1990	Battocletti	.....	62/256
D460,637 S *	7/2002	Grosfillex	.....	D6/446

\* cited by examiner

*Primary Examiner*—Mimosa De

*Assistant Examiner*—Ricky Pham

(74) *Attorney, Agent, or Firm*—Browdy & Neimark

(57) **CLAIM**

The ornamental design for a piece of furniture, as shown and described.

**DESCRIPTION**

FIG. 1 is a perspective view of a first embodiment of a piece of furniture;

FIG. 2 is a bottom view of a first embodiment of a piece of furniture;

FIG. 3 is a top view of a first embodiment of a piece of furniture;

FIG. 4 is a front view of a first embodiment of a piece of furniture;

FIG. 5 is a left side view of first embodiment of a piece of furniture;

FIG. 6 is a right side view of a first embodiment of a piece of furniture;

FIG. 7 is a rear view of a first embodiment of a piece of furniture;

FIG. 8 is a perspective view of a second embodiment of a piece of furniture;

FIG. 9 is a bottom view of a second embodiment of a piece of furniture;

FIG. 10 is a top view of a second embodiment of a piece of furniture;

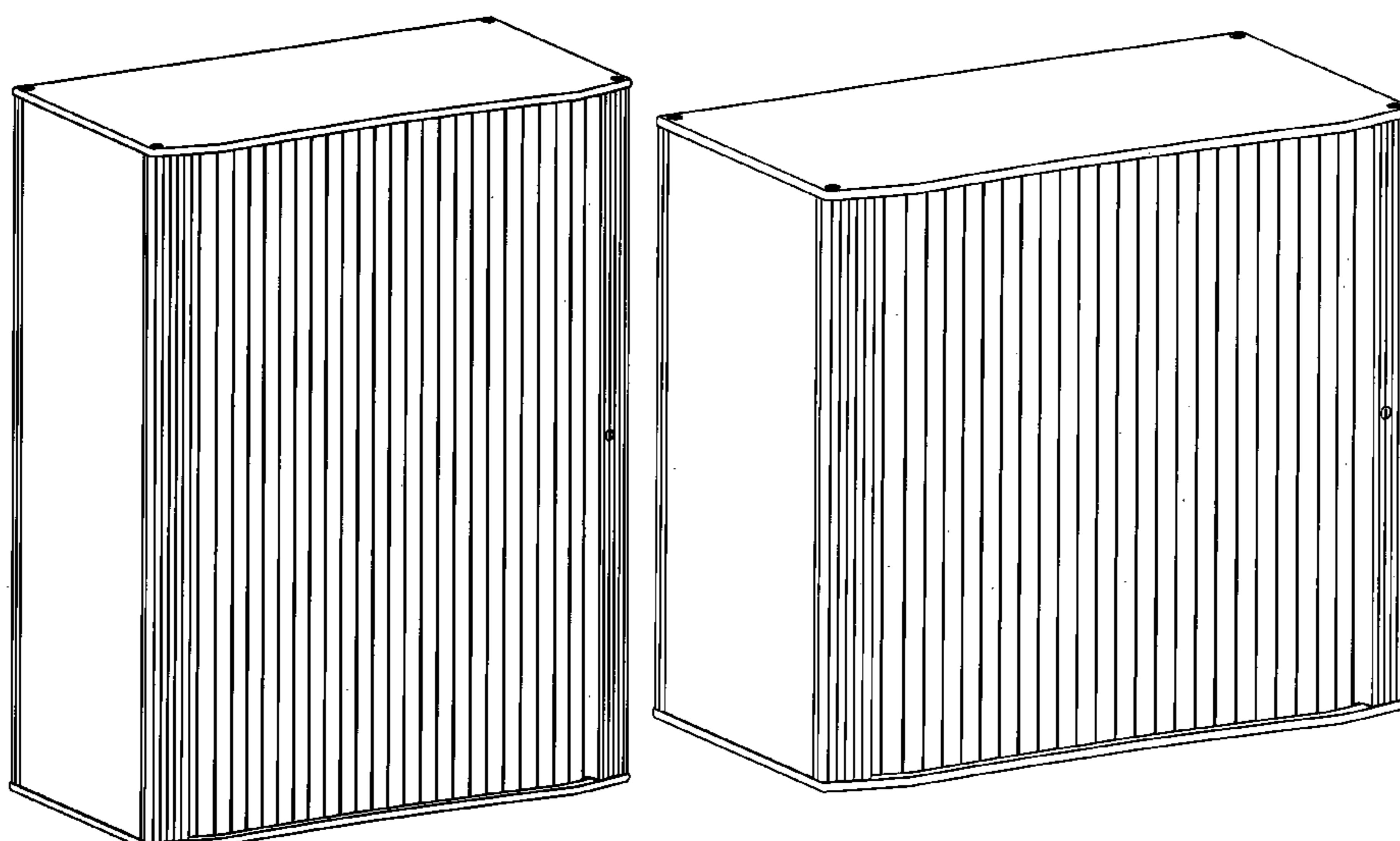
FIG. 11 is a front view of a second embodiment of a piece of furniture;

FIG. 12 is a left side view of a second embodiment of a piece of furniture; and

FIG. 13 is a right side view of a second embodiment of a piece of furniture; and,

FIG. 14 is a rear view of a second embodiment of a piece of furniture.

**1 Claim, 6 Drawing Sheets**



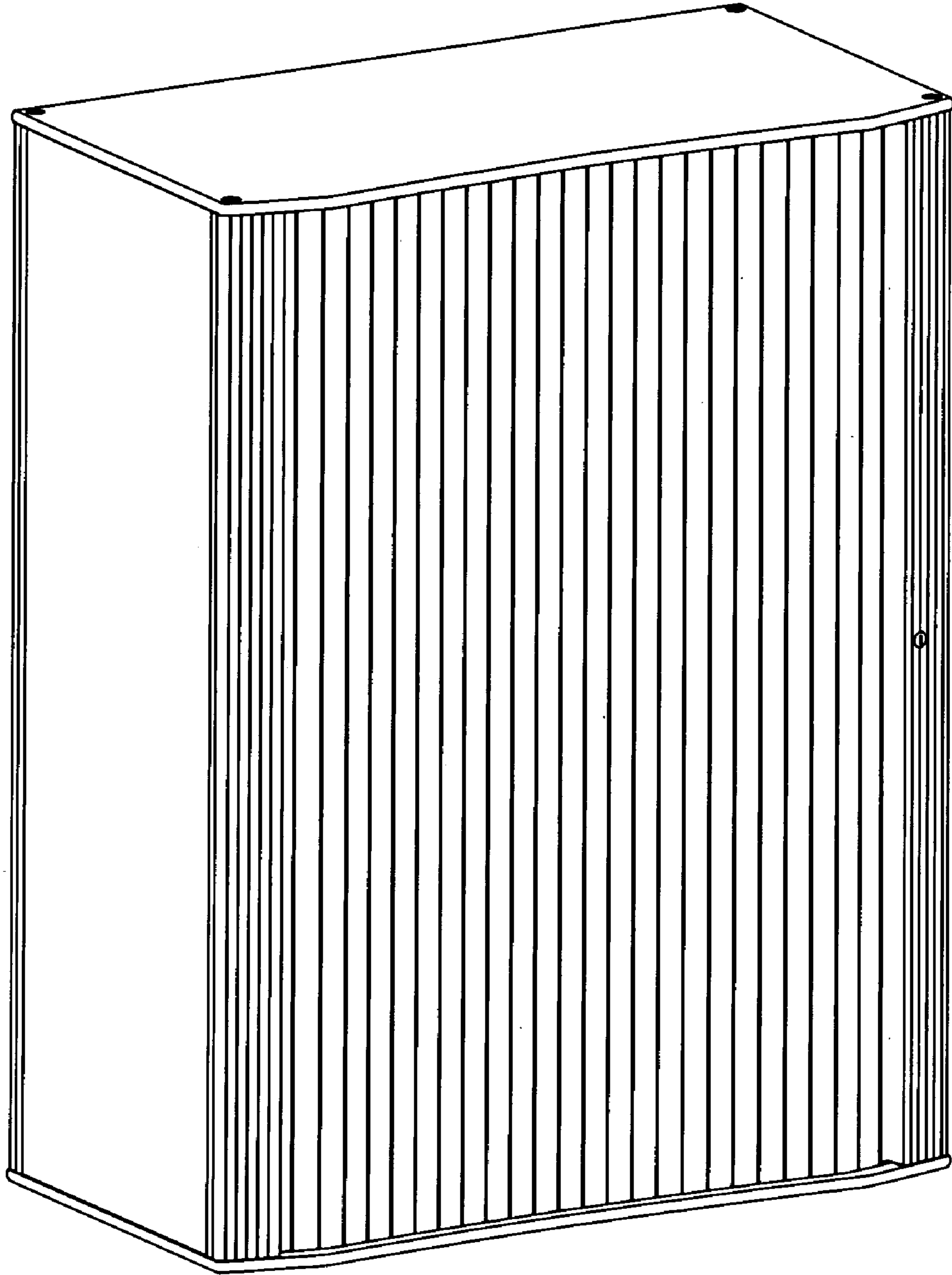


Fig. 1




Fig. 2




Fig. 3




Fig. 4




Fig. 5




Fig. 6




Fig. 7

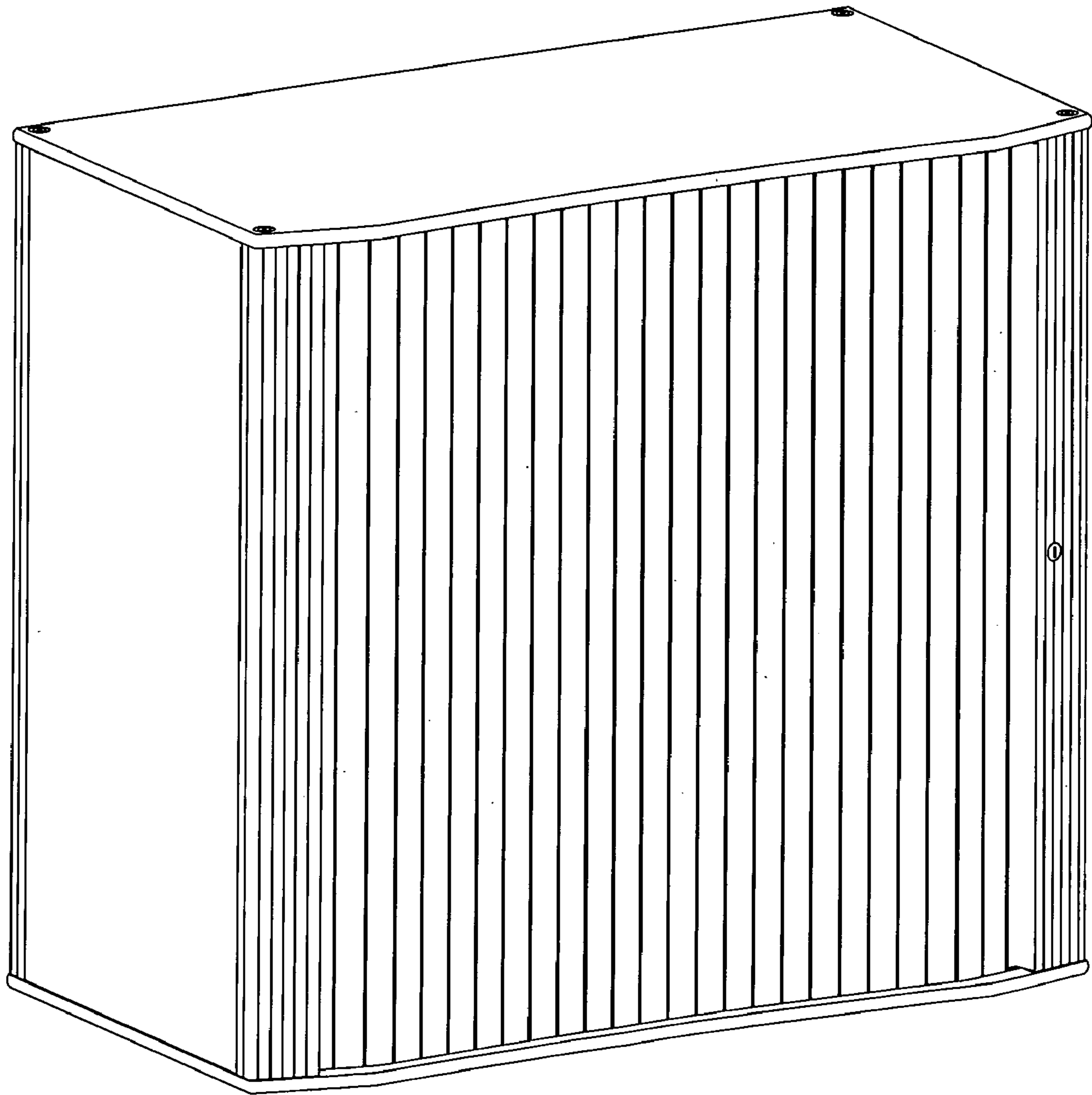


Fig. 8




Fig. 9




Fig. 10




Fig. 11




Fig. 12




Fig. 13




Fig. 14