



US00D568627S

(12) **United States Design Patent**
Thomkins

(10) **Patent No.:** **US D568,627 S**
(45) **Date of Patent:** **** May 13, 2008**

(54) **CHAIR**

(75) Inventor: **Nicolas Thomkins**, Lüneburg (DE)

(73) Assignee: **Dedon GmbH**, Lüneburg (DE)

(**) Term: **14 Years**

(21) Appl. No.: **29/296,648**

(22) Filed: **Oct. 25, 2007**

(30) **Foreign Application Priority Data**

Apr. 26, 2007 (EM) 000713664-001

(51) **LOC (8) Cl.** **06-01**

(52) **U.S. Cl.** **D6/381**

(58) **Field of Classification Search** D6/334,
D6/335, 337, 341, 349, 353, 354, 377, 367-369,
D6/381, 383, 492, 500-502; 5/12.1, 12.2;
297/16.1, 232, 16.2, 245, 283.2, 353, 354.1,
297/445.1, 448.1

See application file for complete search history.

(56) **References Cited**

U.S. PATENT DOCUMENTS

D274,870 S * 7/1984 Claman D6/369

D332,183 S * 1/1993 White D6/369
D360,993 S * 8/1995 White D6/369
D541,059 S * 4/2007 Frinier D6/334
D552,363 S * 10/2007 Graham D6/369
D552,369 S * 10/2007 Graham D6/381

* cited by examiner

Primary Examiner—Sandra Snapp

(74) *Attorney, Agent, or Firm*—Banner & Witcoff, Ltd.

(57) **CLAIM**

The ornamental design for a chair, as shown and described.

DESCRIPTION

FIG. 1 is a front-left side perspective view of a chair showing my new design;


FIG. 2 is a front perspective view thereof;

FIG. 3 is a left side perspective view thereof, the right side perspective view being a mirror image thereof; and,

FIG. 4 is a top perspective view thereof.

Un-shown portions of the underside and rear of the chair form no part of the claimed design.

1 Claim, 4 Drawing Sheets






FIG. 1




FIG. 2



FIG. 3




FIG. 4