



US00D568620S

(12) **United States Design Patent**
Wong

(10) **Patent No.:** **US D568,620 S**

(45) **Date of Patent:** **** May 13, 2008**

(54) **CLOTHES HANGER**

D499,560 S * 12/2004 Abdi et al. D6/319

(76) Inventor: **Chi Wah Wong**, Flat A 22/F Hau Wo Court, 33 Hau Wo Street, Kennedy Town (HK)

* cited by examiner

Primary Examiner—Mitchell Siegel
Assistant Examiner—Shanda C. Hill
(74) *Attorney, Agent, or Firm*—Christie, Parker & Hale, LLP.

(**) Term: **14 Years**

(21) Appl. No.: **29/278,848**

(57) **CLAIM**

(22) Filed: **Apr. 11, 2007**

The ornamental design for clothes hanger, as shown and described.

(51) **LOC (8) Cl.** **06-08**

(52) **U.S. Cl.** **D6/319**

(58) **Field of Classification Search** D6/315, D6/317, 318, 319; 211/13.1, 85.3; 223/85-98
See application file for complete search history.

DESCRIPTION

FIG. 1 is a perspective view of a clothes hanger showing my new design;

(56) **References Cited**

U.S. PATENT DOCUMENTS

FIG. 2 is a front elevational view thereof, the rear elevational view being a mirror image;

- D281,470 S * 11/1985 Batts D6/319
- D298,783 S * 12/1988 Blanchard D6/319
- D303,324 S * 9/1989 Wilson D6/319
- D318,573 S * 7/1991 Abdi D6/317
- D340,137 S * 10/1993 Tocci D6/317
- D408,156 S * 4/1999 Eiley et al. D6/317
- D498,933 S * 11/2004 Abdi D6/317

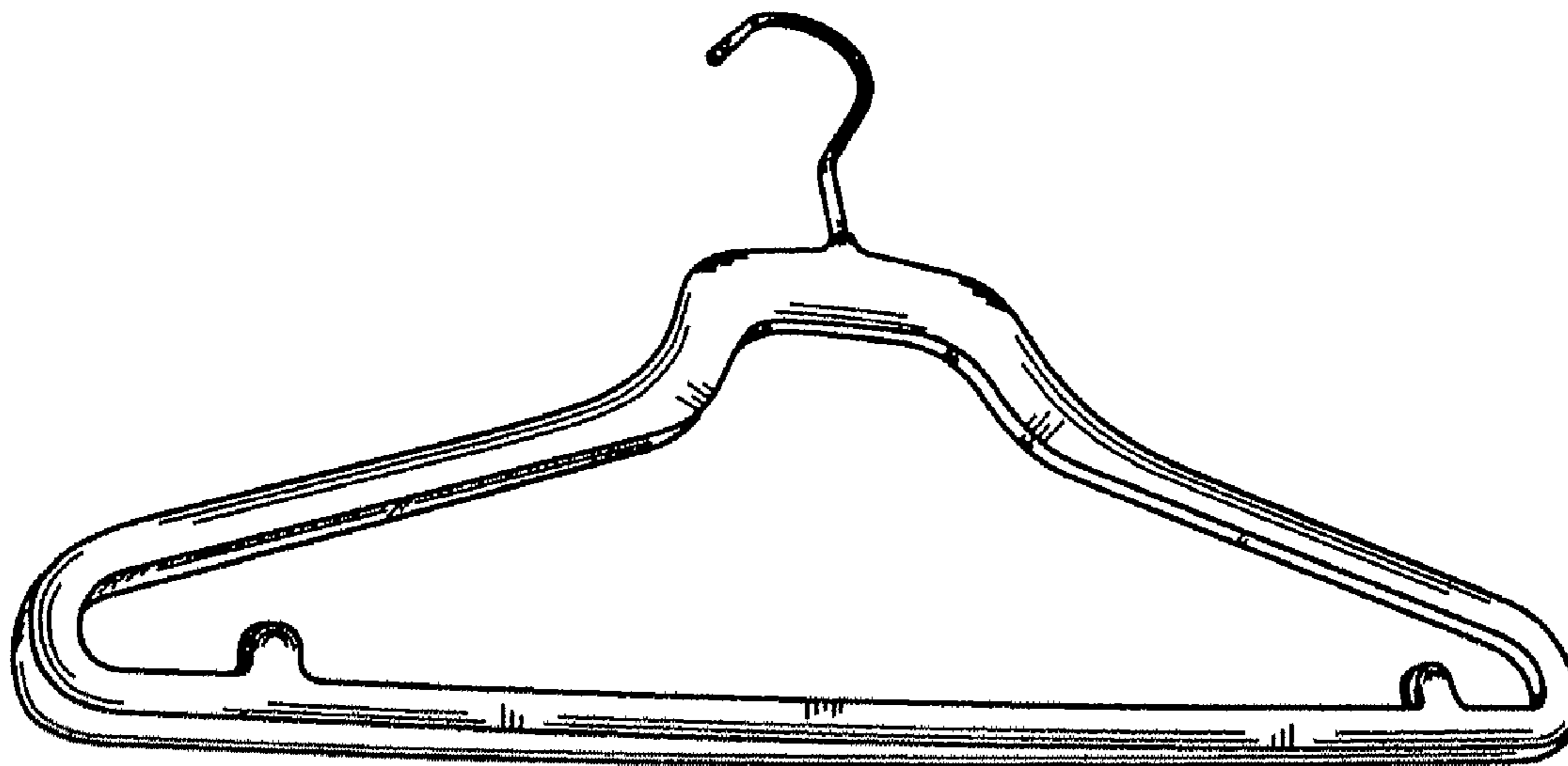
FIG. 3 is a bottom view thereof;

FIG. 4 is a top view thereof;

FIG. 5 is a first side view thereof; and,

FIG. 6 is a second side view thereof.

1 Claim, 2 Drawing Sheets



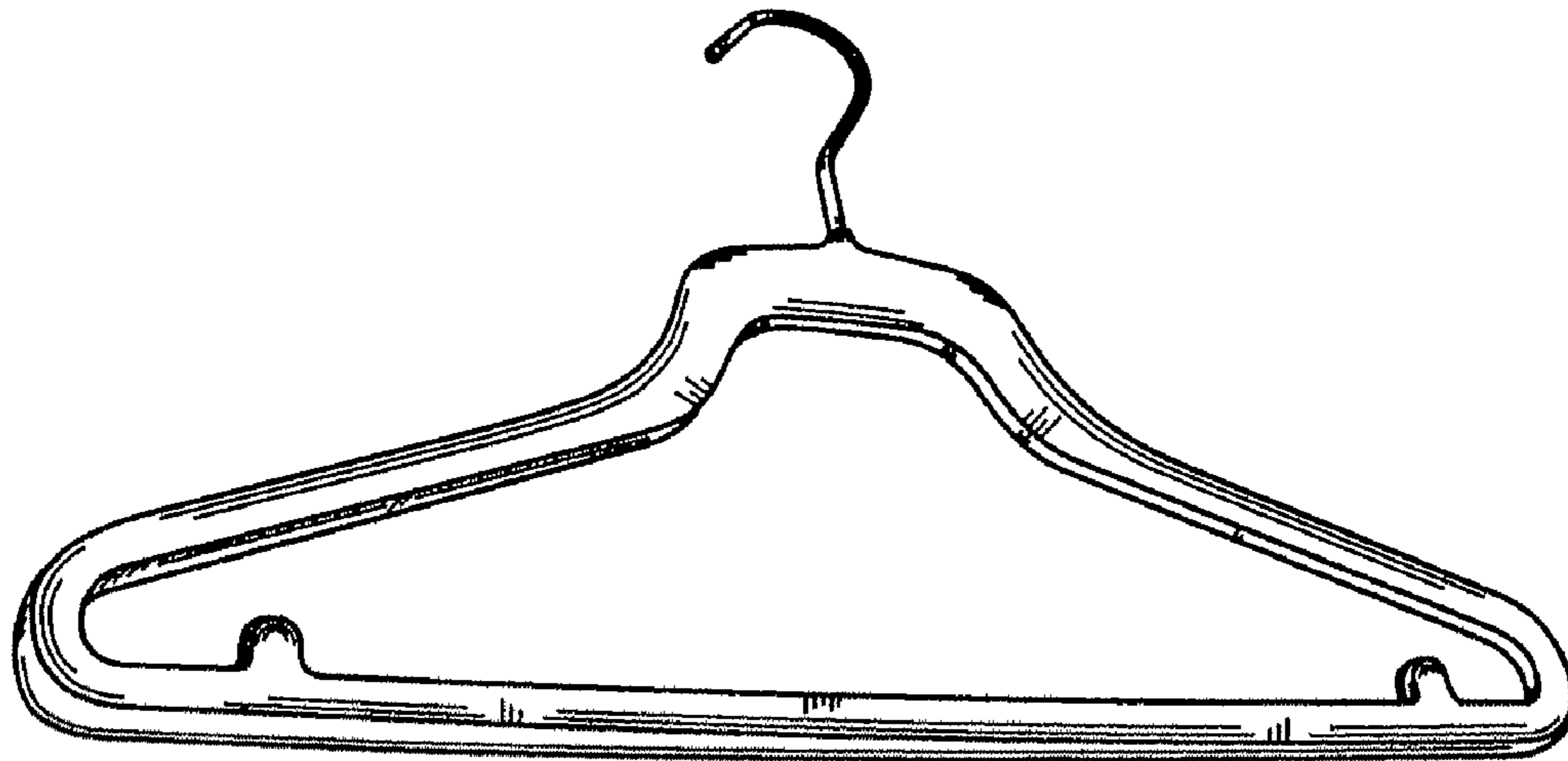


FIG. 1

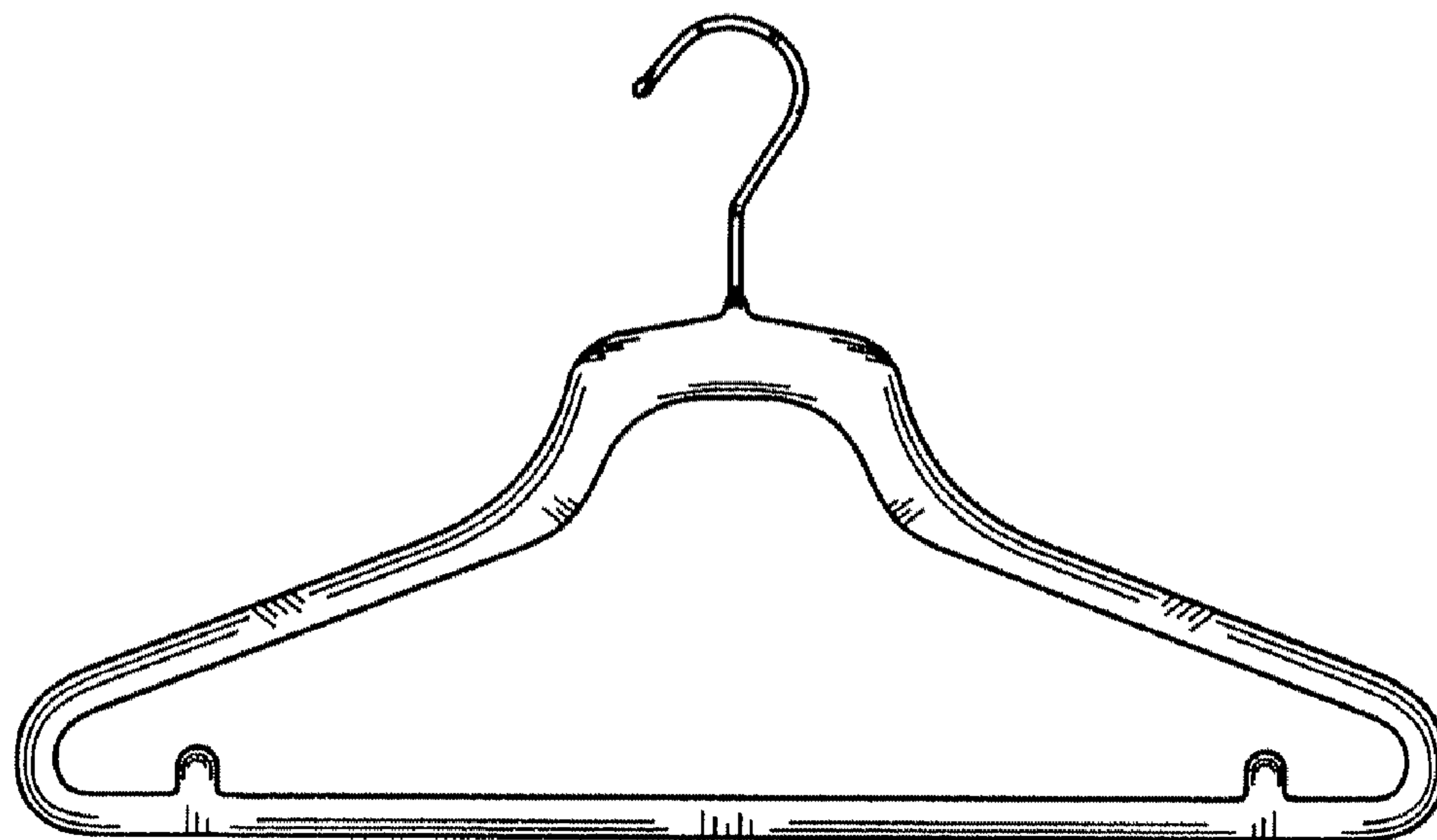


FIG. 2



FIG. 3



FIG. 4



FIG. 5



FIG. 6