

US00D568605S

(12) **United States Design Patent** (10) **Patent No.:** **US D568,605 S**
Harris et al. (45) **Date of Patent:** **** May 13, 2008**

(54) **HOLDER FOR AN ELECTRONIC DEVICE**
 (75) Inventors: **Jonathan Reed Harris**, Redmond, WA (US); **Matthew Aaron Jubelirer**, San Diego, CA (US); **Carl J. Ledbetter**, Mercer Island, WA (US); **John Ikeda**, Seattle, WA (US); **Roger Jackson**, Seattle, WA (US); **Brandon Albert Lynne**, Seattle, WA (US)

D534,721 S * 1/2007 Hussaini et al. D3/218
 D557,205 S * 12/2007 Kim et al. D3/218
 D557,494 S * 12/2007 Mayette et al. D3/218
 D557,495 S * 12/2007 Chan et al. D3/218
 2001/0035444 A1* 11/2001 Alis 224/250

* cited by examiner

Primary Examiner—Catherine R. Oliver
 (74) *Attorney, Agent, or Firm*—Banner & Witcoff, Ltd.

(73) Assignee: **Microsoft Corporation**, Redmond, WA (US)

(57) **CLAIM**

The ornamental design for a holder for an electronic device, as shown and described.

(**) Term: **14 Years**

(21) Appl. No.: **29/295,411**

DESCRIPTION

(22) Filed: **Sep. 28, 2007**

FIG. 1 is a front perspective view of a holder for an electronic device showing our new design;

(51) **LOC (8) Cl.** **03-01**

FIG. 2 is a top view thereof;

(52) **U.S. Cl.** **D3/218**

FIG. 3 is a bottom view thereof;

(58) **Field of Classification Search** D3/218,

FIG. 4 is a left side view thereof;

D3/215, 219, 224–226, 247–252, 269, 201;

FIG. 5 is a right side view thereof;

224/250, 666, 674, 930, 206, 600–605; 206/320,

FIG. 6 is a rear view thereof; and,

206/581; D14/250; 379/455; 455/100

FIG. 7 is a front view thereof.

See application file for complete search history.

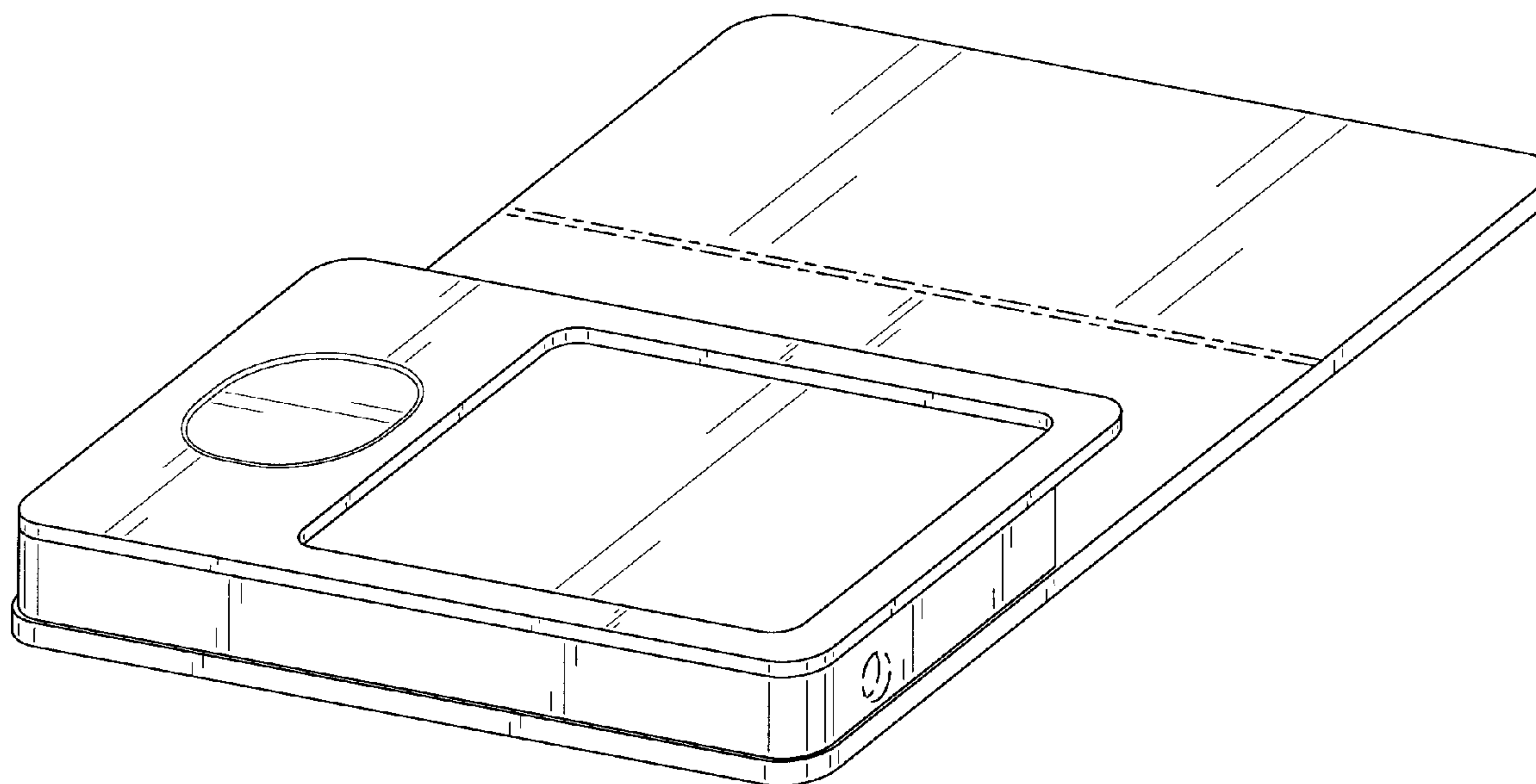
The broken line showing of various regions in FIGS. 1–7, including the unshaded areas therein, is for illustrative purposes only and forms no part of the claimed design.

(56) **References Cited**

U.S. PATENT DOCUMENTS

D515,807 S * 2/2006 Faillace D3/218
 D518,290 S * 4/2006 Andre et al. D3/218

1 Claim, 5 Drawing Sheets



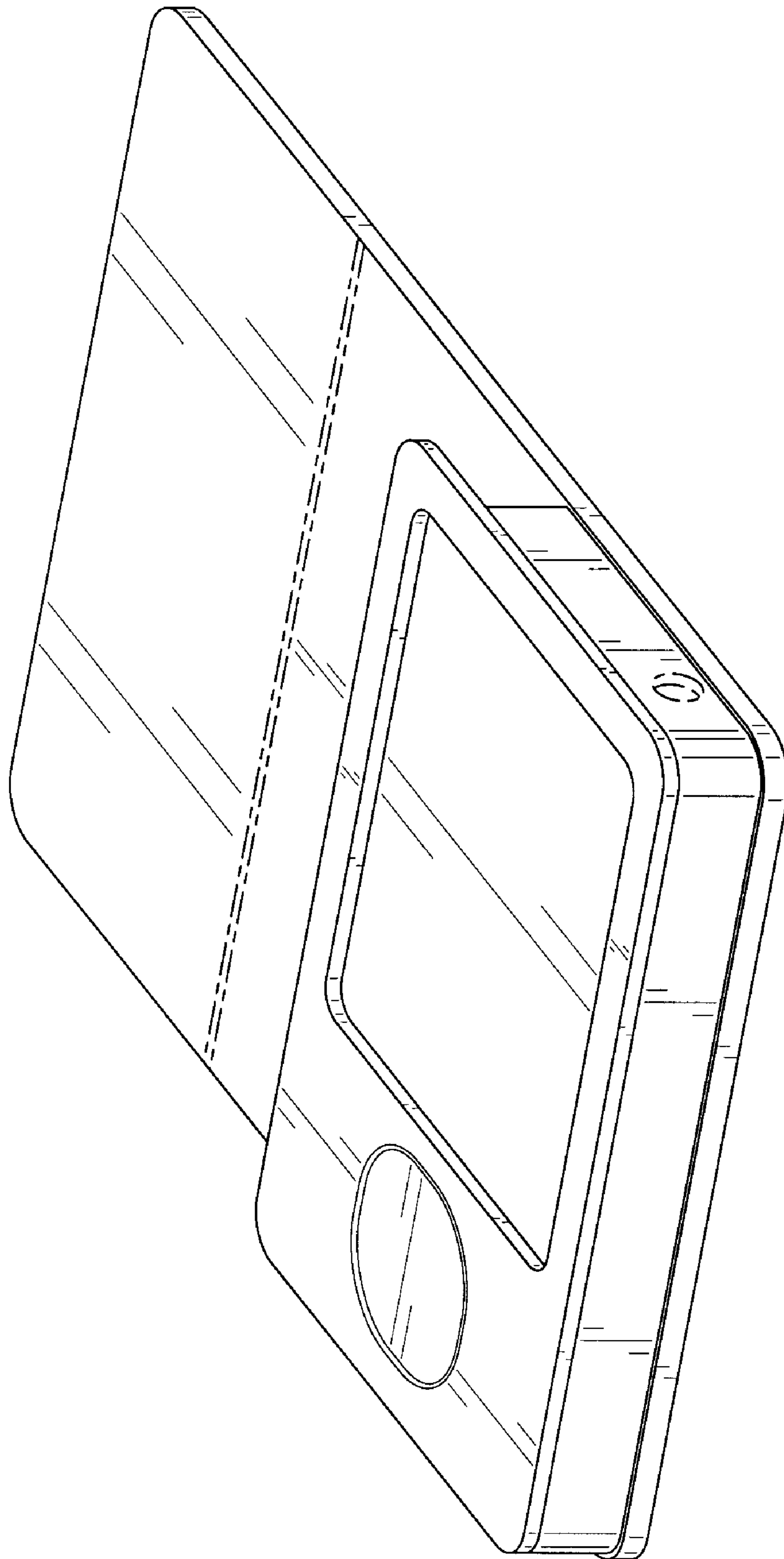


FIG. 1

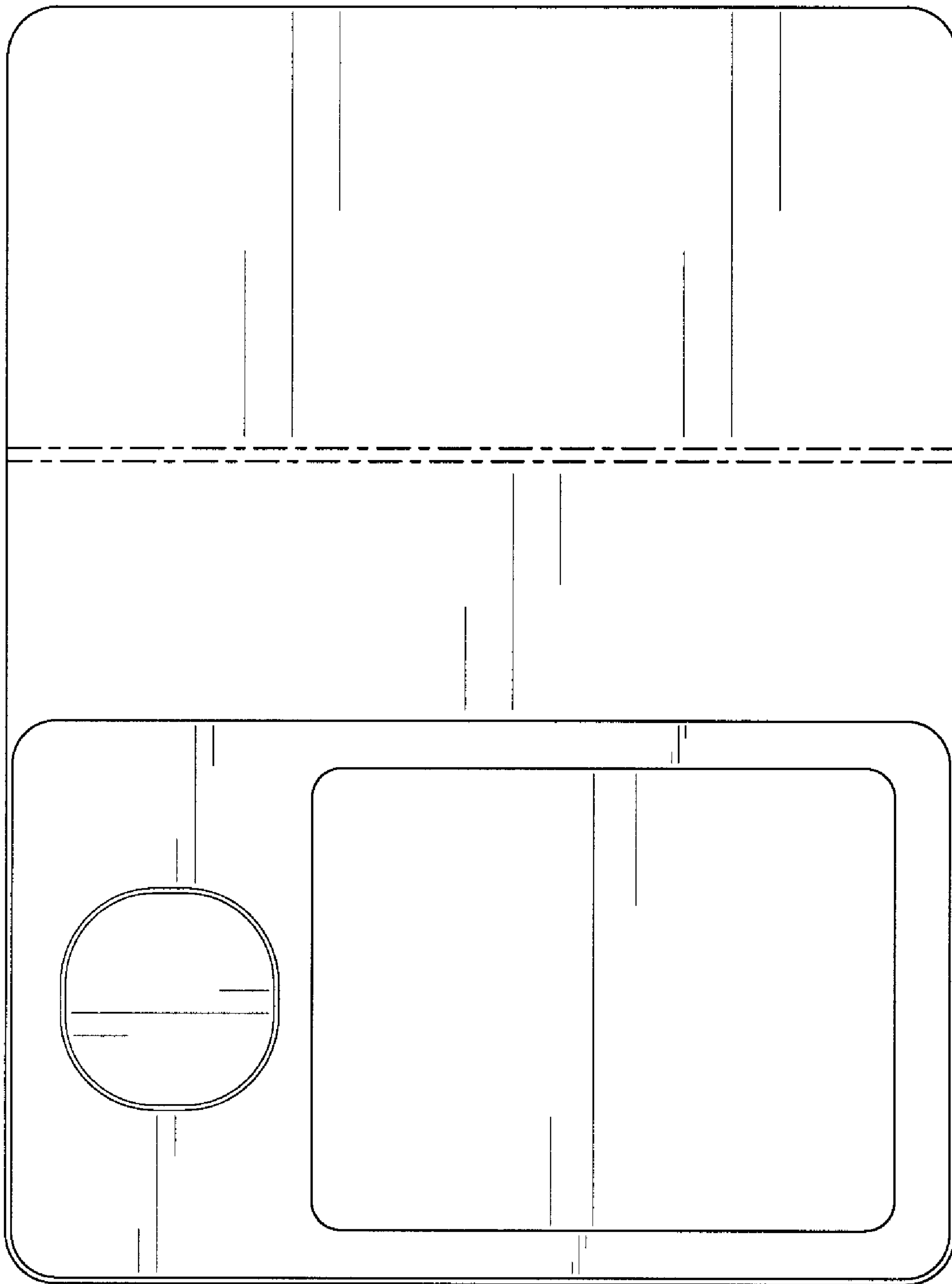


FIG. 2




FIG. 3




FIG. 4

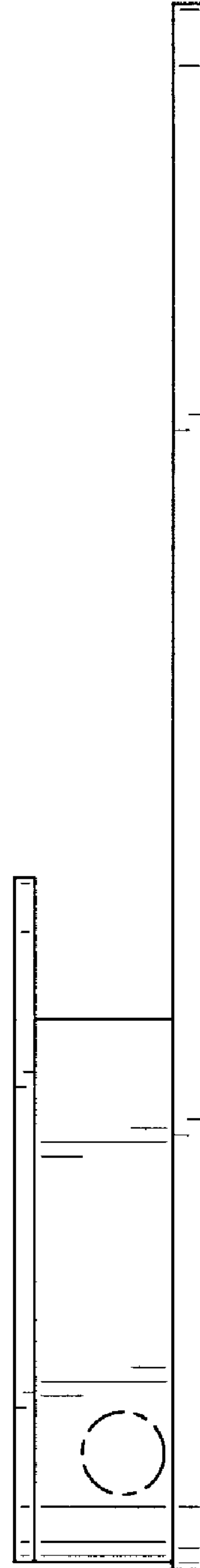


FIG. 5




FIG. 6




FIG. 7