

US00D568593S

(12) **United States Design Patent**
Chen

(10) **Patent No.:** **US D568,593 S**

(45) **Date of Patent:** **** May 13, 2008**

(54) **SOLE**

(75) Inventor: **Eddie Chen**, Taichung (TW)

(73) Assignee: **C2 Corporation**, Taichung (TW)

(**) Term: **14 Years**

(21) Appl. No.: **29/279,214**

(22) Filed: **Apr. 23, 2007**

(51) **LOC (8) Cl.** **02-04**

(52) **U.S. Cl.** **D2/953; D2/951**

(58) **Field of Classification Search** D2/902,
D2/946-949, 951-960; D12/513, 545, 566,
D12/580, 583, 602; 36/3 B, 22 R, 24.5,
36/25 R, 28, 32 R, 34 R, 67 A, 59 C
See application file for complete search history.

(56) **References Cited**

U.S. PATENT DOCUMENTS

D88,763 S *	12/1932	Fowler	D2/953
D125,433 S *	2/1941	Starnier	D2/957
4,471,538 A *	9/1984	Pomeranz et al.	36/28
D298,483 S *	11/1988	Liggett et al.	D2/954
D332,004 S *	12/1992	Blissett	D2/957
D360,971 S *	8/1995	Speth et al.	D2/705
5,524,364 A *	6/1996	Cole et al.	36/29
D379,862 S *	6/1997	Morgan	D2/953
D404,544 S *	1/1999	Tzenos et al.	D2/909
5,906,872 A *	5/1999	Lyden et al.	428/52
D415,876 S *	11/1999	Cahill	D2/954
D416,126 S *	11/1999	Jimenez	D2/960
6,282,815 B1 *	9/2001	Caston	36/29
D459,063 S *	6/2002	Nason	D2/953
D459,064 S *	6/2002	McClaskie	D2/957
D474,877 S *	5/2003	Belley et al.	D2/953
D482,187 S *	11/2003	McClaskie	D2/960

D492,095 S *	6/2004	Sanchez et al.	D2/896
6,782,642 B2 *	8/2004	Knoche et al.	36/129
D495,856 S *	9/2004	McClaskie	D2/952
D507,096 S *	7/2005	Chen	D2/953
D507,098 S *	7/2005	McClaskie	D2/960
D509,648 S *	9/2005	Robbins et al.	D2/955
D512,820 S *	12/2005	Le	D2/956
D513,841 S *	1/2006	Corbi Rico	D2/956
D550,435 S *	9/2007	Schoenborn et al.	D2/953
D553,831 S *	10/2007	McClaskie	D2/952
D554,838 S *	11/2007	McClaskie	D2/957
D555,338 S *	11/2007	McClaskie	D2/952
7,290,357 B2 *	11/2007	McDonald et al.	36/102
D556,983 S *	12/2007	Mangee et al.	D2/952
2005/0076536 A1 *	4/2005	Hatfield et al.	36/3 B
2006/0117599 A1 *	6/2006	Deem et al.	36/3 B
2007/0169375 A1 *	7/2007	Chen et al.	36/3 B

* cited by examiner

Primary Examiner—Celia A. Murphy

(74) *Attorney, Agent, or Firm*—Christie, Parker & Hale, LLP.

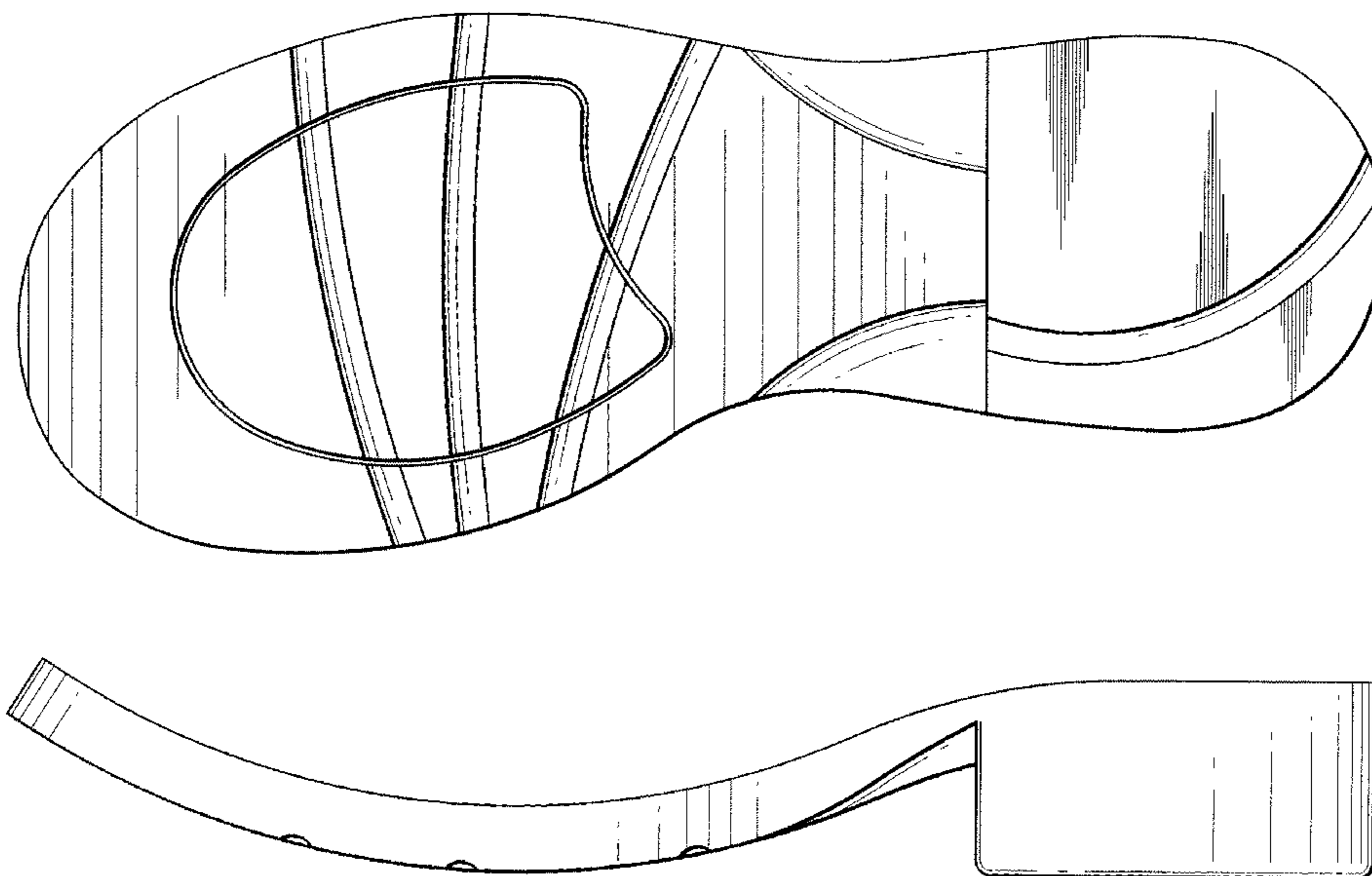
(57) **CLAIM**

The ornamental design for sole, as shown and described.

DESCRIPTION

FIG. 1 is a perspective view of sole showing my new design;
FIG. 2 is a front elevational view thereof;
FIG. 3 is a rear elevational view thereof;
FIG. 4 is a left side elevational view thereof;
FIG. 5 is a right side elevational view thereof;
FIG. 6 is a top plan view thereof; and,
FIG. 7 is a bottom plan view thereof.

1 Claim, 6 Drawing Sheets



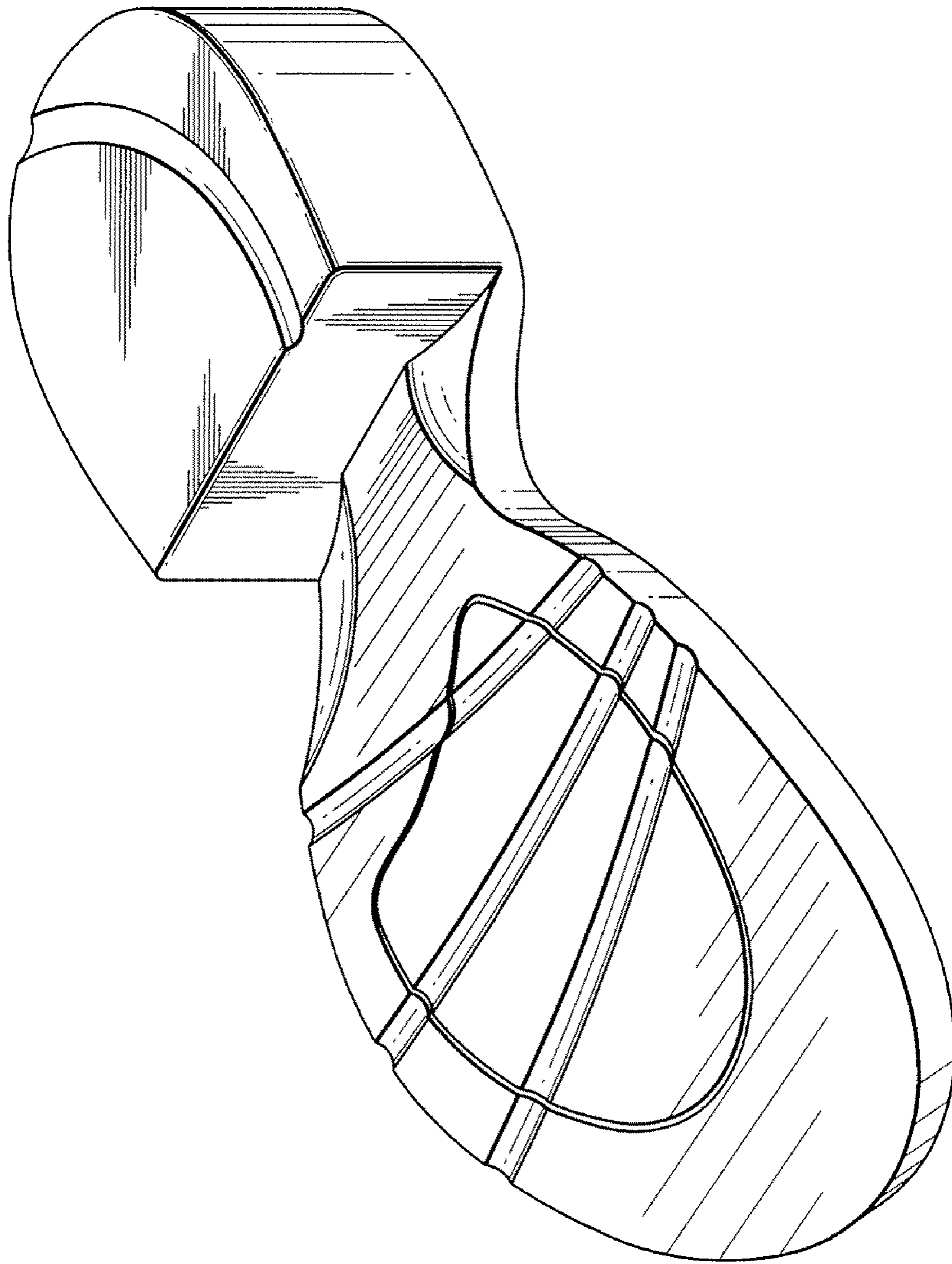


FIG. 1

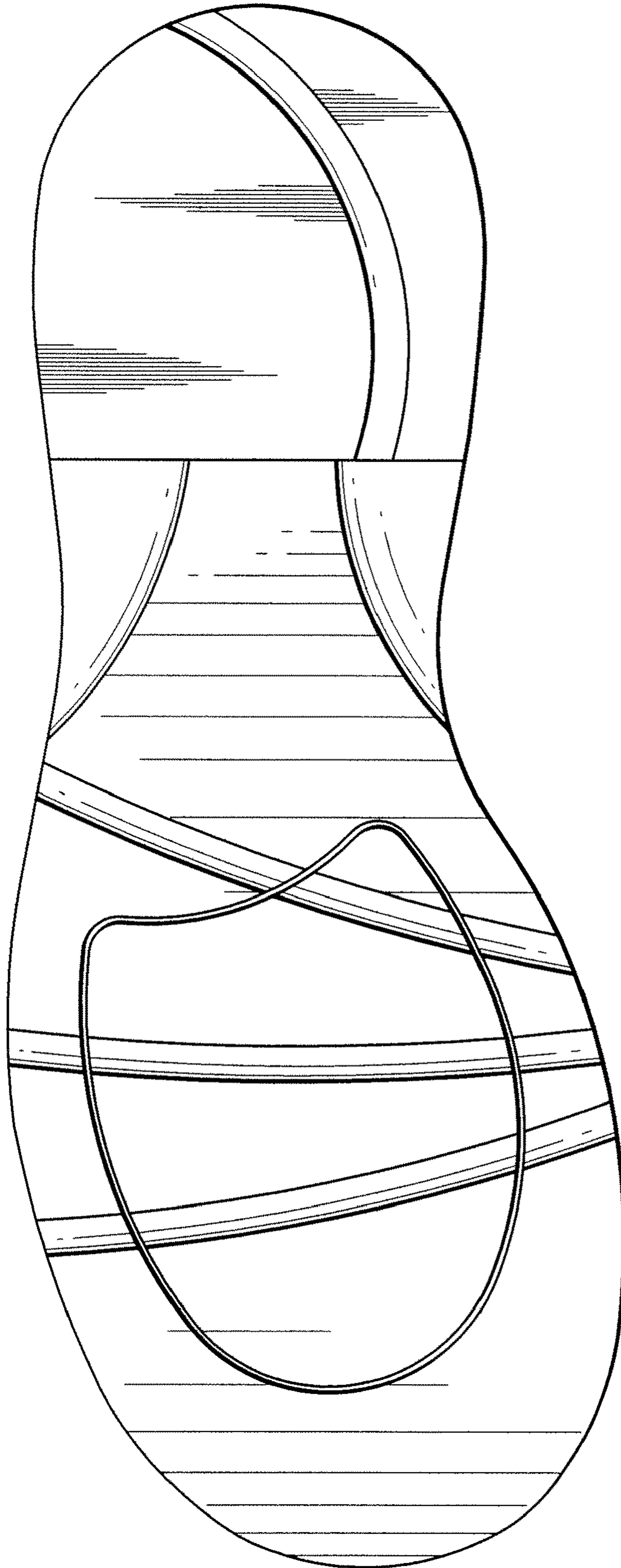


FIG. 2



FIG. 3

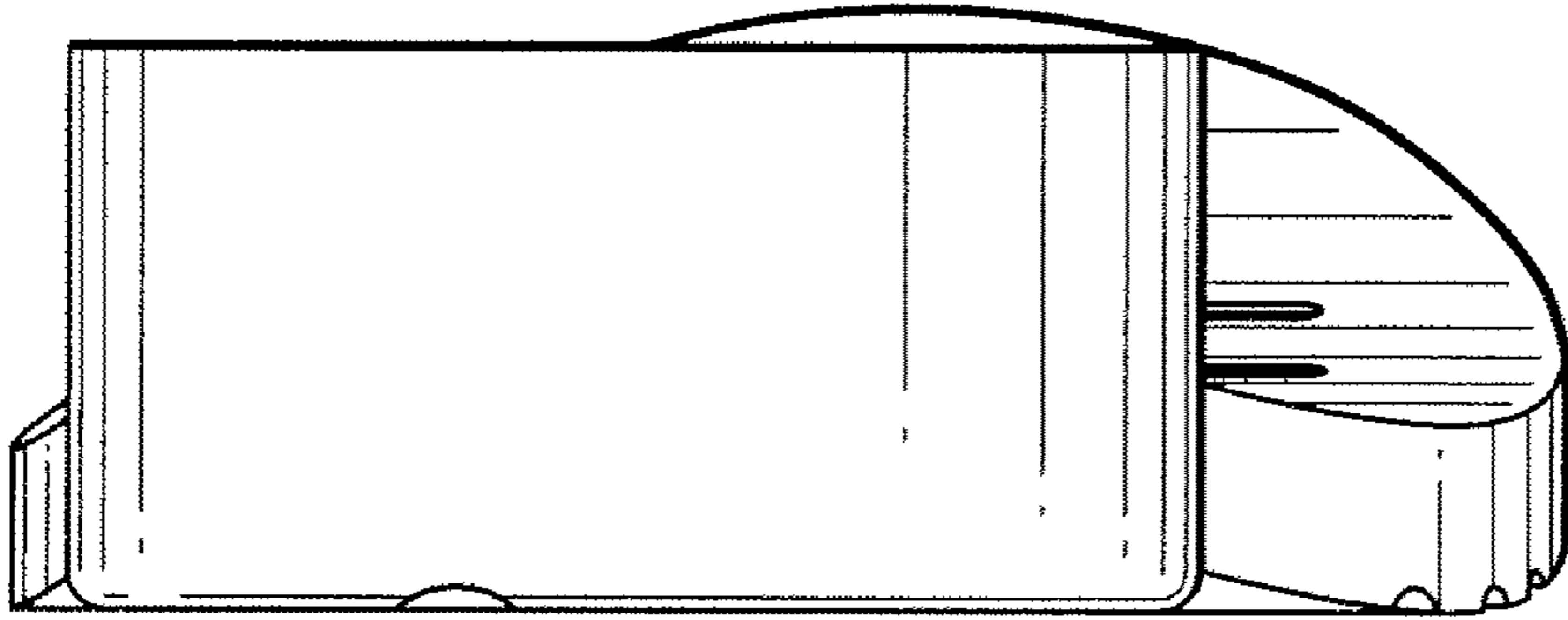


FIG. 5

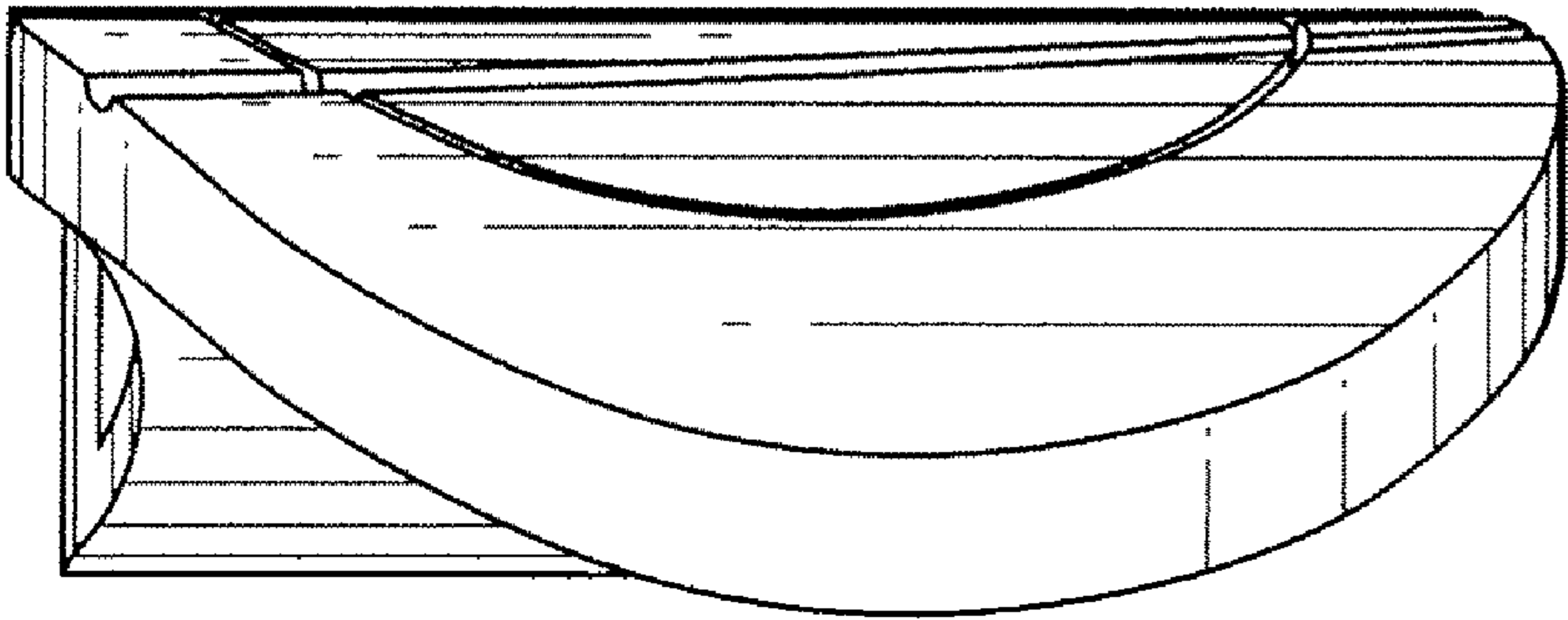


FIG. 4

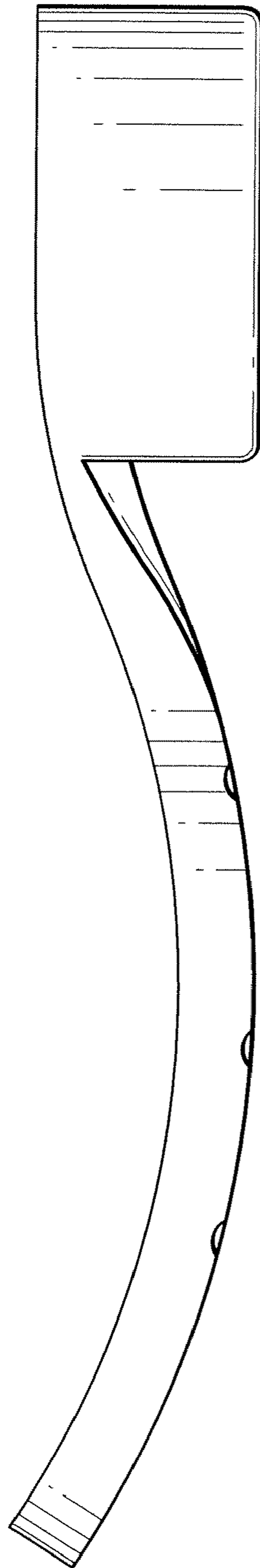


FIG. 6

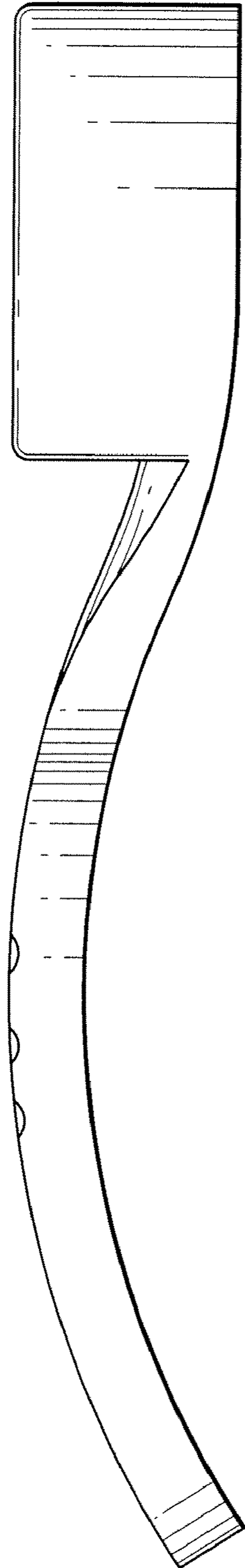


FIG. 7