



US00D568572S

(12) **United States Design Patent**  
**Yang et al.**

(10) **Patent No.:** **US D568,572 S**

(45) **Date of Patent:** **\*\* May 6, 2008**

(54) **TRASH BAG RETAINER ON TRASH CAN LINER**

(75) Inventors: **Frank Yang**, Rancho Palos Verdes, CA (US); **Tzu-Hao Wei**, Hacienda Heights, CA (US); **Di-fong Chang**, Torrance, CA (US); **William Shyh-Chen Hsu**, Diamond Bar, CA (US)

(73) Assignee: **Simplehuman LLC**, Torrance, CA (US)

(\*\*) Term: **14 Years**

(21) Appl. No.: **29/285,661**

(22) Filed: **Apr. 5, 2007**

**Related U.S. Application Data**

(63) Continuation-in-part of application No. 29/244,906, filed on Dec. 15, 2005, now Pat. No. Des. 542,002.

(51) **LOC (8) Cl.** ..... **09-09**

(52) **U.S. Cl.** ..... **D34/10**

(58) **Field of Classification Search** ..... D34/1-11;  
220/495.01, 495.06, 309.1, 97, 95, 98, 100;  
D8/354; D6/512; 222/96, 103, 104, 106;  
383/42

See application file for complete search history.

(56) **References Cited**

**U.S. PATENT DOCUMENTS**

2,457,274 A 12/1948 Rifken

3,344,925 A	10/1967	Graham	
4,697,771 A	10/1987	Majors	
5,205,530 A	4/1993	Fish	
D343,752 S	2/1994	Corbin	
5,388,717 A	2/1995	LeVasseur	
D358,692 S	5/1995	Kasbohm	
D409,343 S	5/1999	Kingry et al.	
5,988,190 A	11/1999	Borges	
D487,390 S	3/2004	Tanaka et al.	
D531,499 S *	11/2006	Zaidman .....	D9/434
D542,002 S *	5/2007	Yang et al. ....	D34/10
D544,346 S *	6/2007	Karussi et al. ....	D9/434
2006/0056741 A1	3/2006	Yang	

\* cited by examiner

*Primary Examiner*—Cynthia E Ramirez  
(74) *Attorney, Agent, or Firm*—Raymond Sun

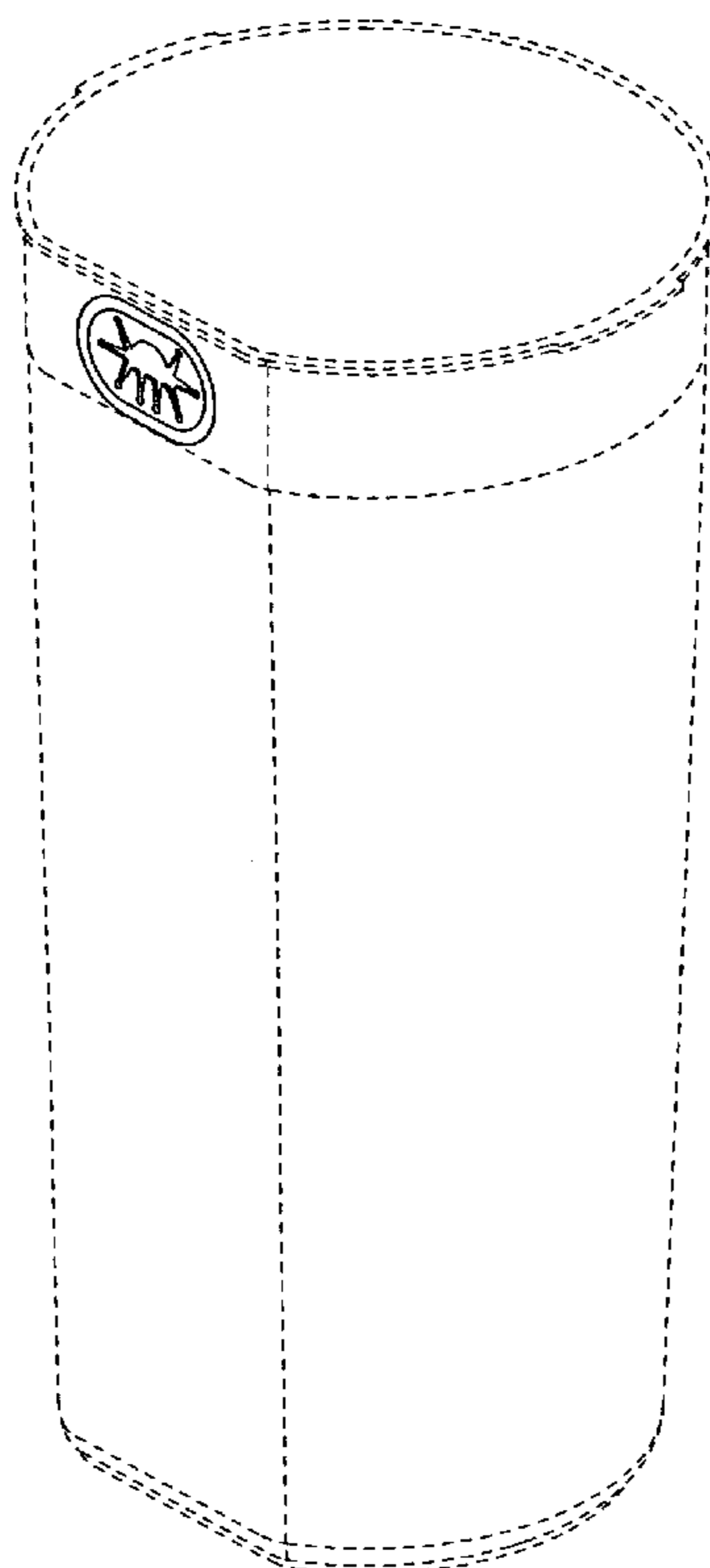
(57) **CLAIM**

The ornamental design for the trash bag retainer on trash can liner, as shown and described.

**DESCRIPTION**

FIG. 1 is a perspective view of a trash bag retainer on a trash can liner showing our new design; and, FIG. 2 is a front elevational view thereof. Elements shown in broken lines are for illustrative purposes only and form no part of the claimed design.

**1 Claim, 1 Drawing Sheet**



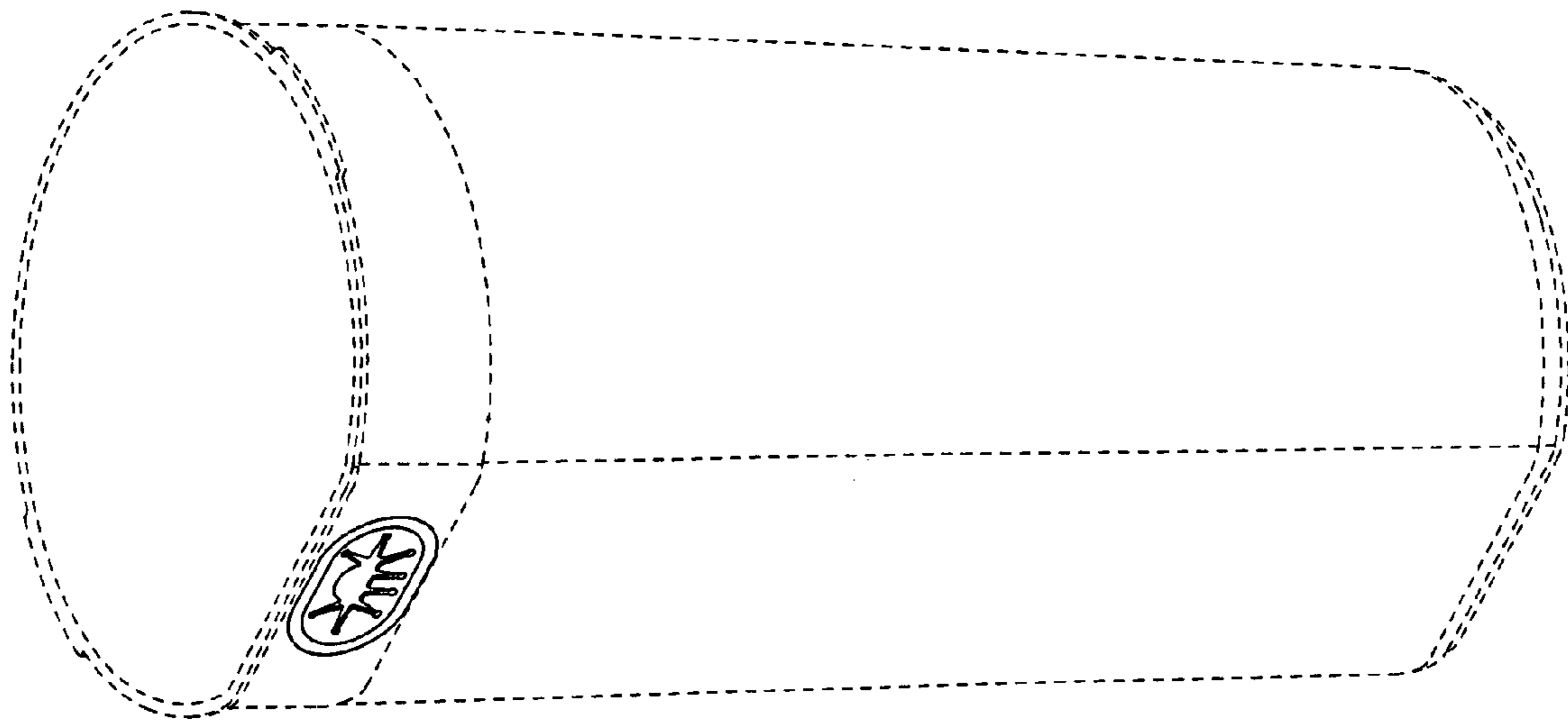


FIG. 1




FIG. 2