



US00D568563S

(12) **United States Design Patent**
Stephens

(10) **Patent No.:** **US D568,563 S**

(45) **Date of Patent:** **** May 6, 2008**

(54) **APPLIANCE CONSOLE**

(75) Inventor: **Simone Adele Stephens**, Auckland (NZ)

(73) Assignee: **Fisher & Paykel Appliances Limited**, Auckland (NZ)

(**) Term: **14 Years**

(21) Appl. No.: **29/277,459**

(22) Filed: **Feb. 27, 2007**

(30) **Foreign Application Priority Data**

Aug. 28, 2006 (AU) 200613841

(51) **LOC (8) Cl.** **15-05**

(52) **U.S. Cl.** **D32/28**

(58) **Field of Classification Search** D32/1, D32/5, 10, 25, 28, 6, 8; 34/523-524, 58, 34/108, 417, 130-132, 595-597, 499, 534, 34/600, 603; 68/12.08, 3 R, 5 R, 12.01; 312/31

See application file for complete search history.

(56) **References Cited**

U.S. PATENT DOCUMENTS

D496,513 S * 9/2004 Tsuda et al. D32/8
D520,193 S * 5/2006 Yokoyama D32/5
D526,453 S * 8/2006 Jun D32/6
D527,150 S * 8/2006 Jun D32/6

OTHER PUBLICATIONS

http://us.st11.yimg.com/us.st.yimg.com/l/usappliance_1967_20181541, Sep. 27, 2007.*

* cited by examiner

Primary Examiner—Louis S. Zarfes

Assistant Examiner—Kathleen Sims

(74) *Attorney, Agent, or Firm*—Trexler, Bushnell, Giangiorgi, Blackstone & Marr. Ltd.

(57) **CLAIM**

The ornamental design for an appliance console, as shown and described.

DESCRIPTION

FIG. 1 is a perspective view of the appliance console showing my new design;

FIG. 2 is an enlarged perspective view thereof;

FIG. 3 is a front elevational view thereof;

FIG. 4 is a top plan view thereof;


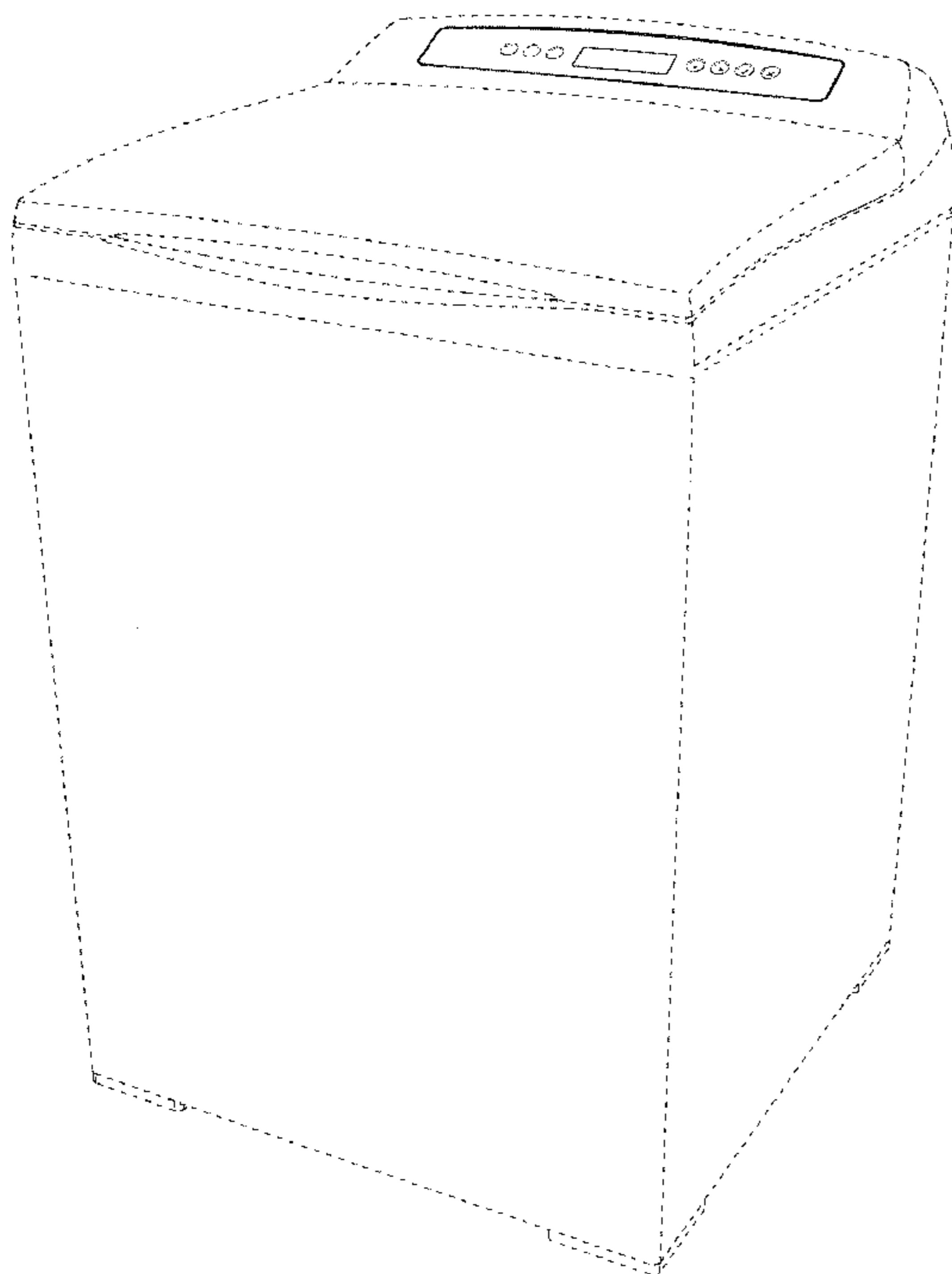
FIG. 5 is a right side elevational view of the appliance in which the appliance console is mounted;

FIG. 6 is a left side elevational view of the appliance in which the appliance console is mounted; and,

FIG. 7 is a rear elevational view of the appliance in which the appliance console is mounted.

The broken line showing of the appliance in FIGS. 1-7 is included for the purpose of illustrating the environment in which the console is mounted and forms no part of the claimed design.

1 Claim, 6 Drawing Sheets



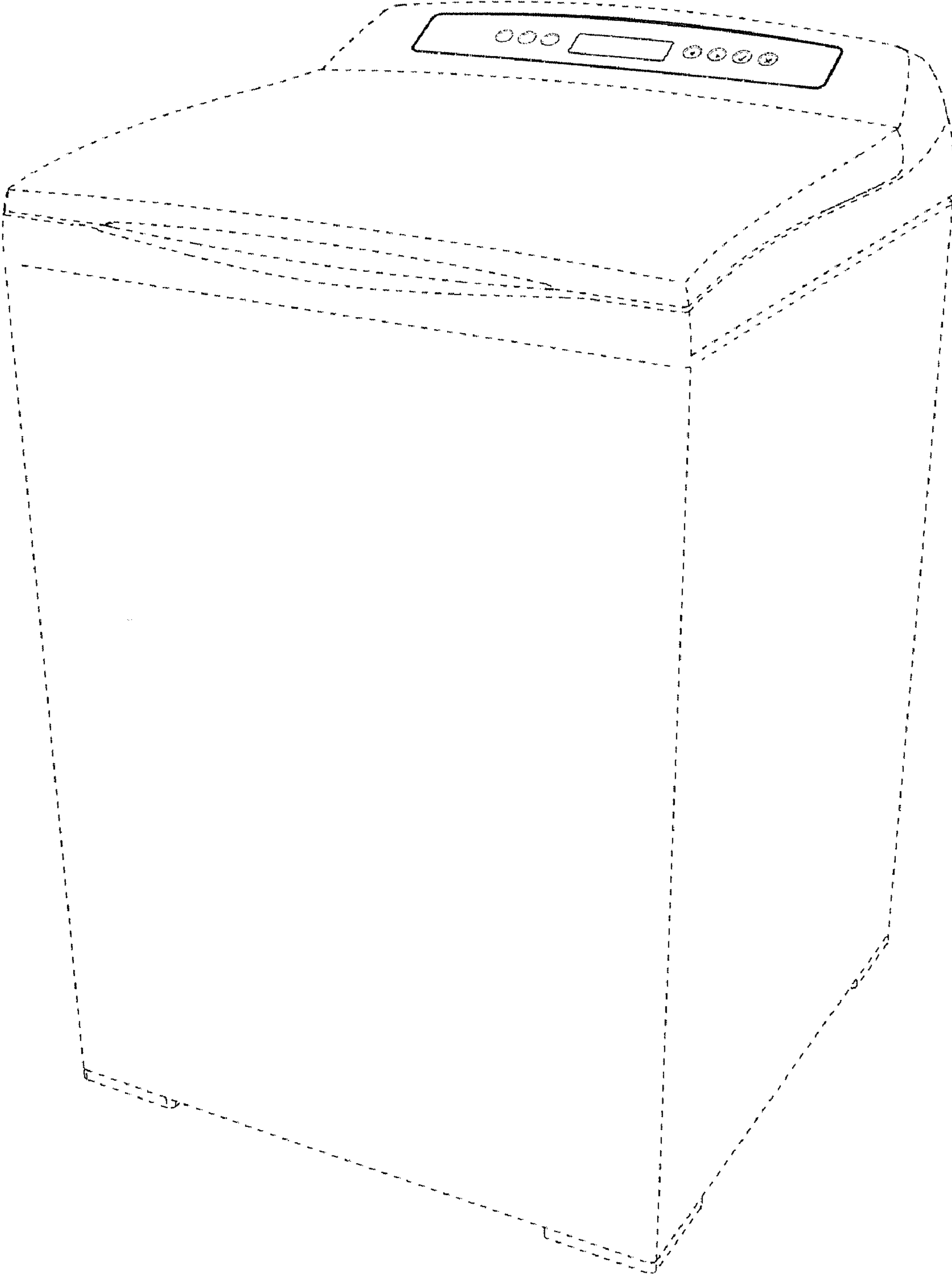


FIG. 1

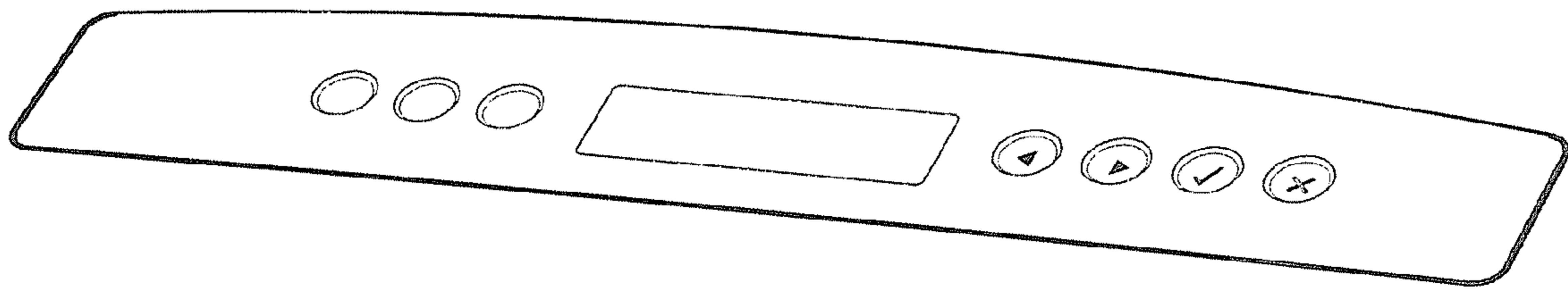


FIG. 2



FIG. 3




FIG. 4




FIG. 5



FIG. 6



FIG. 7