



US00D568556S

(12) **United States Design Patent**
Gruetzke et al.

(10) **Patent No.:** **US D568,556 S**

(45) **Date of Patent:** **** May 6, 2008**

(54) **LAUNDRY APPLIANCE**

(75) Inventors: **Joachim Gruetzke**, New Bern, NC (US); **Jacques Helot**, Munich (DE); **James Jenkins**, New Bern, NC (US); **Daniel Lentz**, Blacksburg, VA (US); **Matthew Ricket**, New Bern, NC (US); **Robert Sachon**, Munich (DE); **Carsten Weber**, Aalen (DE)

(73) Assignee: **BSH Home Appliances Corporation**, Huntington Beach, CA (US)

(**) Term: **14 Years**

(21) Appl. No.: **29/270,869**

(22) Filed: **Jan. 5, 2007**

(51) **LOC (8) Cl.** **15-05**

(52) **U.S. Cl.** **D32/6**

(58) **Field of Classification Search** D32/1,
D32/5, 25, 28, 6, 8; 312/31; 34/523, 524,
34/58, 108, 417, 130-132, 595-597, 499,
34/534, 600, 603; 68/3 R, 5 R, 12.01, 12.08,
68/212; 38/1 A

See application file for complete search history.

(56) **References Cited**

U.S. PATENT DOCUMENTS

D465,622 S * 11/2002 Wang et al. D32/6
D515,257 S * 2/2006 Geyer D32/6

D517,256 S * 3/2006 Kim D32/6
D524,493 S * 7/2006 Choi et al. D32/6
D531,765 S * 11/2006 Schoene D32/8

OTHER PUBLICATIONS

http://us.st11.yimg.com/us.st.yimg.com/1/usappliance_1967_18379473
Sep. 11, 2007.*
http://us.st11.yimg.com/us.st.yimg.com/1/usappliance_1967_18340446 Sep. 11, 2007.*
http://us.st11.yimg.com/us.st.yimg.com/1/usappliance_1967_28571665 Sep. 11, 2007.*

* cited by examiner

Primary Examiner—Louis S. Zarfaz
Assistant Examiner—Kathleen Sims
(74) *Attorney, Agent, or Firm*—Russell W. Warnock; James E. Howard

(57) **CLAIM**

The ornamental design for a laundry appliance, as shown and described.

DESCRIPTION

FIG. 1 is a perspective view of a laundry appliance showing our new design;


FIG. 2 is a front view thereof;

FIG. 3 is a right side view thereof;

FIG. 4 is a left side view thereof; and,

FIG. 5 is a top view thereof.

1 Claim, 5 Drawing Sheets



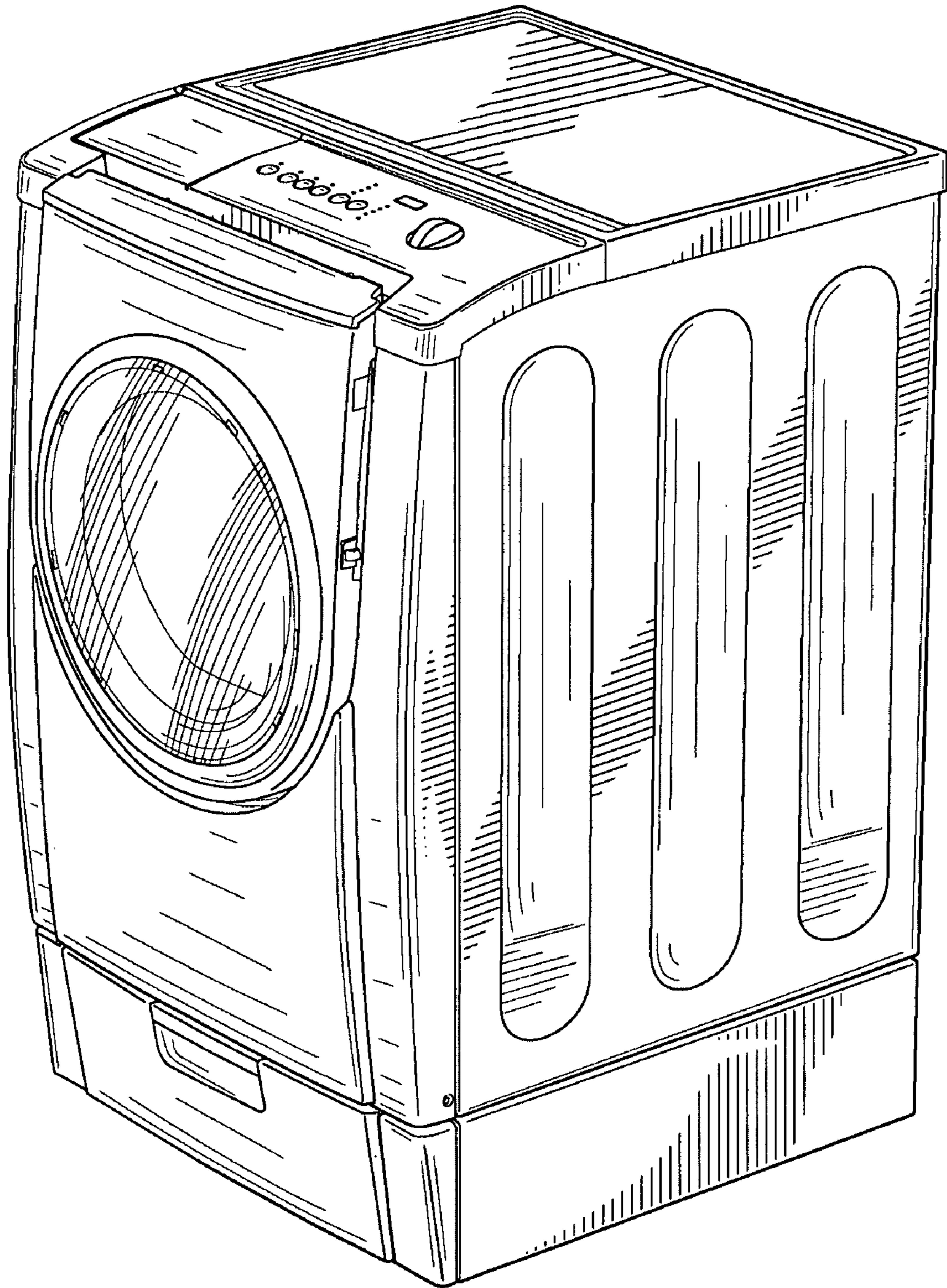


FIG. 1

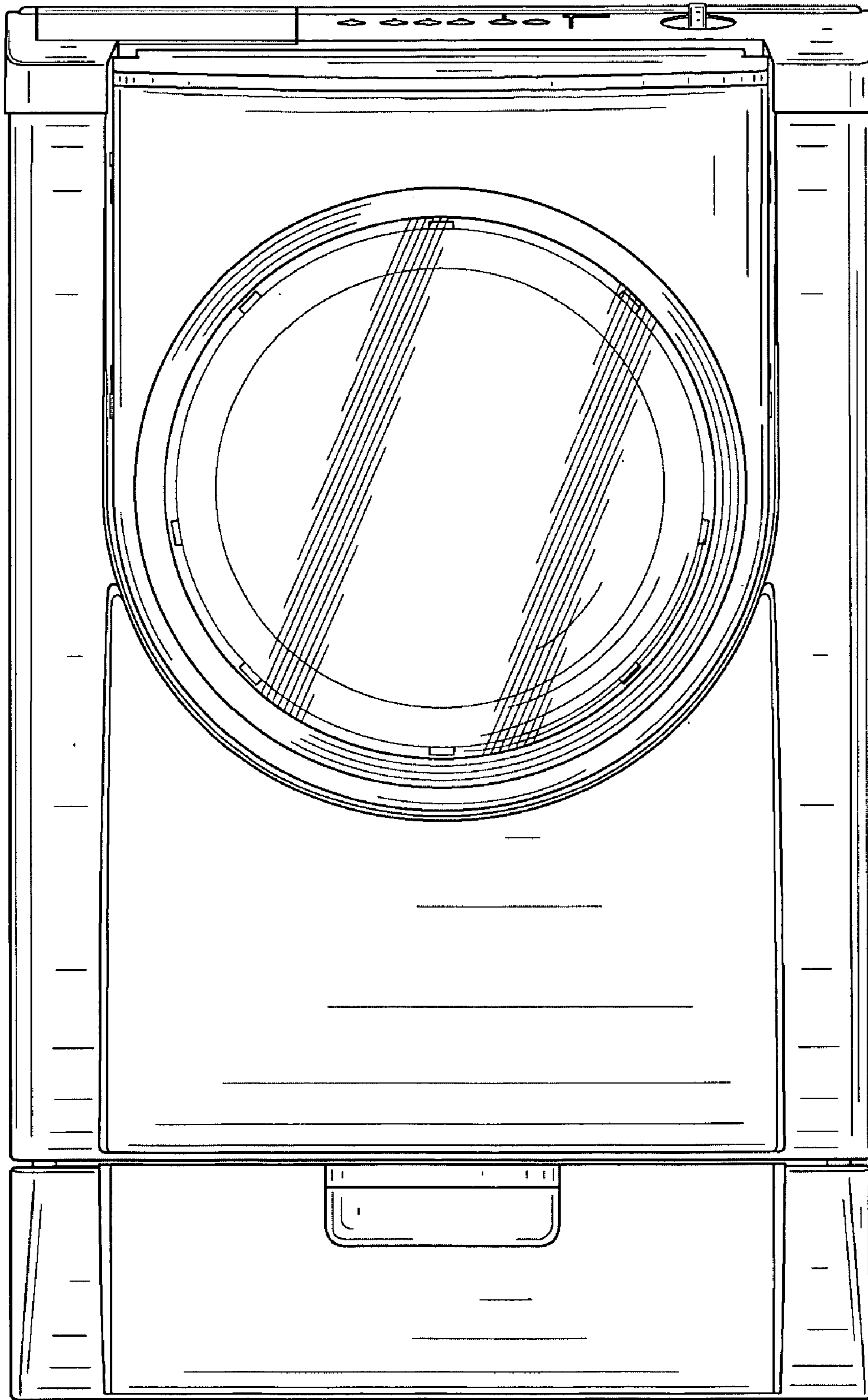


FIG. 2

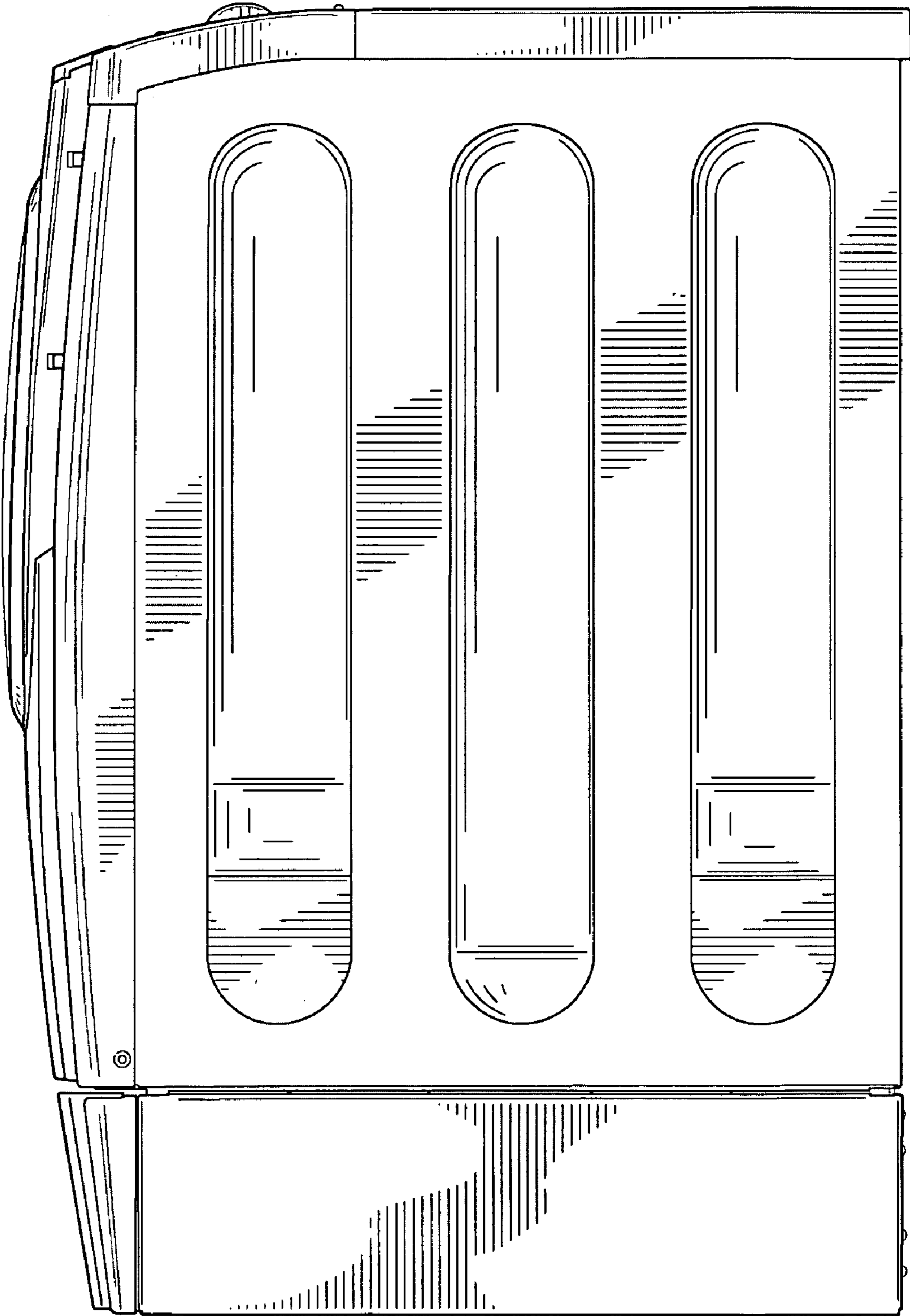


FIG. 3

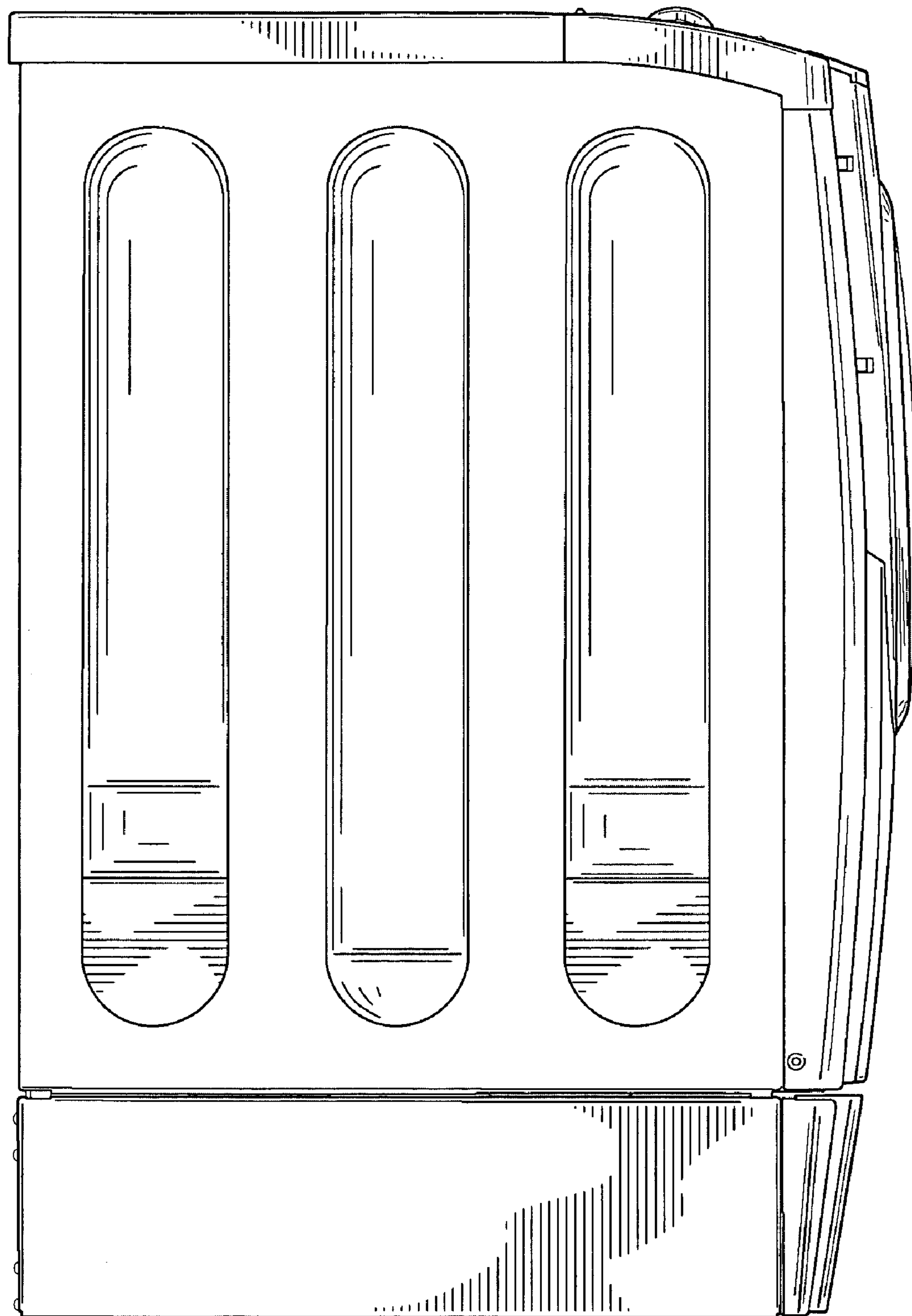


FIG. 4




FIG. 5