



US00D568551S

(12) **United States Design Patent** (10) **Patent No.:** **US D568,551 S**
Singer (45) **Date of Patent:** **** May 6, 2008**

(54) **CURRY COMB**

(76) Inventor: **Stacey Singer**, 6 Carmel Way, San Anselmo, CA (US) 94960

(**) Term: **14 Years**

(21) Appl. No.: **29/250,274**

(22) Filed: **Nov. 8, 2006**

(51) **LOC (8) Cl.** **30-99**

(52) **U.S. Cl.** **D30/159; D30/158; D4/136**

(58) **Field of Classification Search** D30/158, D30/159, 199; 119/625, 633, 600, 617, 628, 119/632, 631; 132/126, 142; 30/114, 130, 30/301, 305, 315, 316, 299, 303, 306; D7/672-676; 425/298; 426/503; D4/136, 127, 124; D32/42; D23/261

See application file for complete search history.

(56) **References Cited**

U.S. PATENT DOCUMENTS

139,217 A *	5/1873	Webster	425/298
354,145 A *	12/1886	Jewett	119/600
412,100 A *	10/1889	Knapp	30/316
D23,641 S	9/1894	Merriman		
D23,872 S	12/1894	Kellogg		
D24,077 S *	3/1895	Green	D7/672
D24,341 S	5/1895	Henderson		
D24,342 S	5/1895	Henderson		
560,468 A *	5/1896	Burke	119/631
630,686 A *	8/1899	Grant et al.	119/631
791,443 A *	6/1905	Andresen	99/431
925,637 A	6/1909	Hubbard		
1,089,368 A *	3/1914	Simmons et al.	119/633
1,446,513 A *	2/1923	Morris	30/301
D82,215 S *	10/1930	Fontana	D7/677
2,052,510 A *	8/1936	Wooiverton	425/118
D128,363 S *	7/1941	Bricco	D7/672
D197,173 S	12/1963	Zimmerman		
3,225,714 A *	12/1965	Gaskell	425/332
D275,315 S *	8/1984	Sarnoff et al.	D23/261

D278,459 S *	4/1985	Cook	D23/261
D282,893 S *	3/1986	Daenen	D7/676
D330,149 S *	10/1992	Weimer	D7/672
D335,700 S *	5/1993	Sarnoff et al.	D23/261
5,485,807 A	1/1996	Bertwell et al.		
5,720,991 A *	2/1998	Gildersleeve et al.	425/298
D396,907 S	8/1998	Donnelly		
D424,747 S	5/2000	Chen		
6,058,610 A *	5/2000	Leang	30/316
D437,972 S	2/2001	Harty et al.		
D453,659 S *	2/2002	Kapellas et al.	D7/354
D513,443 S	1/2006	Ng		
D521,246 S	5/2006	Huller		

* cited by examiner

Primary Examiner—Cathron Brooks
Assistant Examiner—Susan Moon Lee
(74) *Attorney, Agent, or Firm*—Garcia-Zamor IP Law; Ruy M. Garcia-Zamor

(57) **CLAIM**

I claim the ornamental design for a curry comb, as shown and described.

DESCRIPTION

FIG. 1 is a first perspective view of a curry comb according to my new design;

FIG. 2 is a second perspective view of the curry comb of FIG. 1;

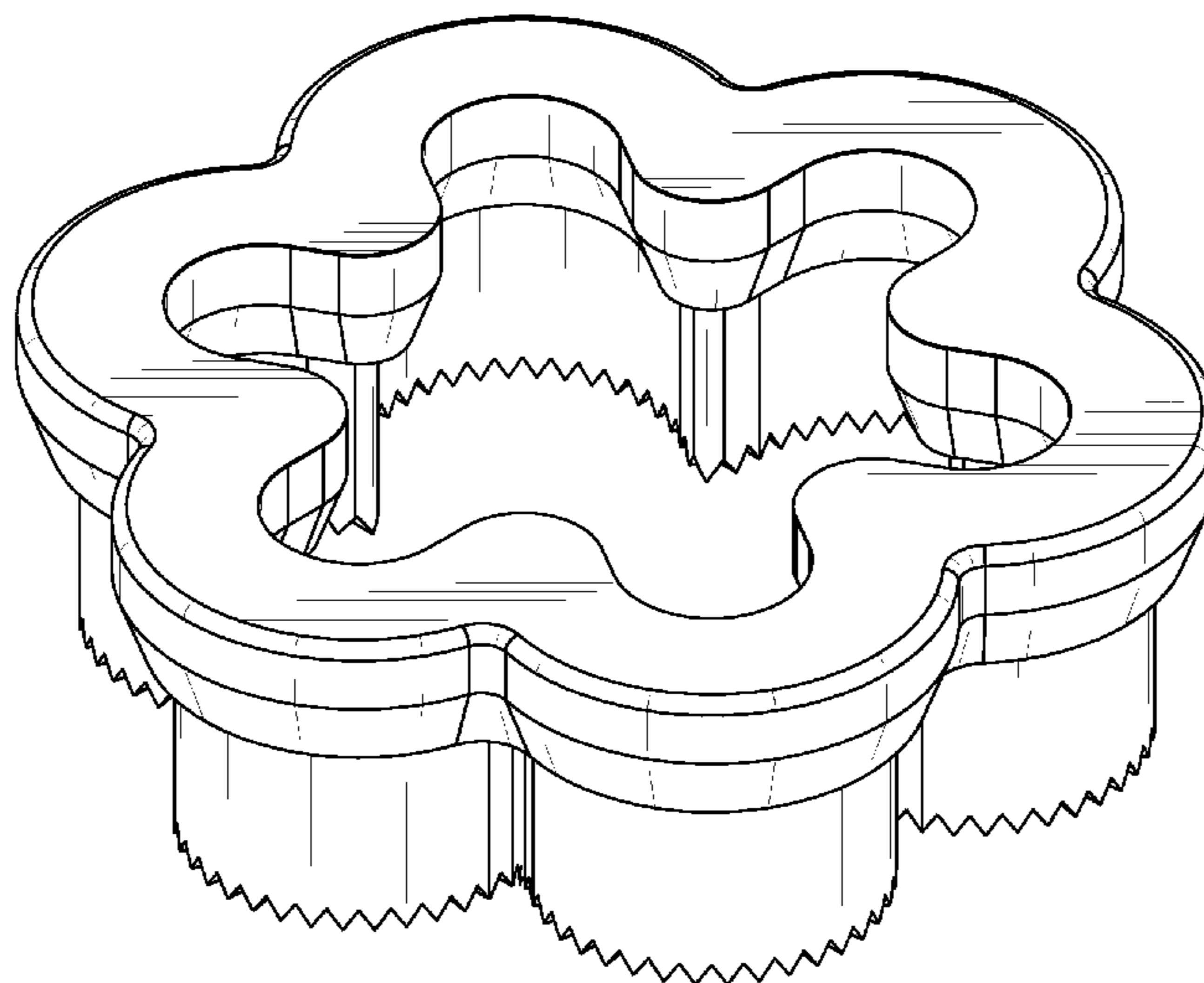
FIG. 3 is a top plan view of the curry comb of FIG. 1;

FIG. 4 is a front elevational view of the curry comb of FIG. 1, the rear elevational view of the curry comb of FIG. 1 being the same;

FIG. 5 is a right side elevational view of the curry comb of FIG. 1, the left side elevational view of the curry comb of FIG. 1 being the same; and,

FIG. 6 is a bottom plan view of the curry comb of FIG. 1.

1 Claim, 3 Drawing Sheets



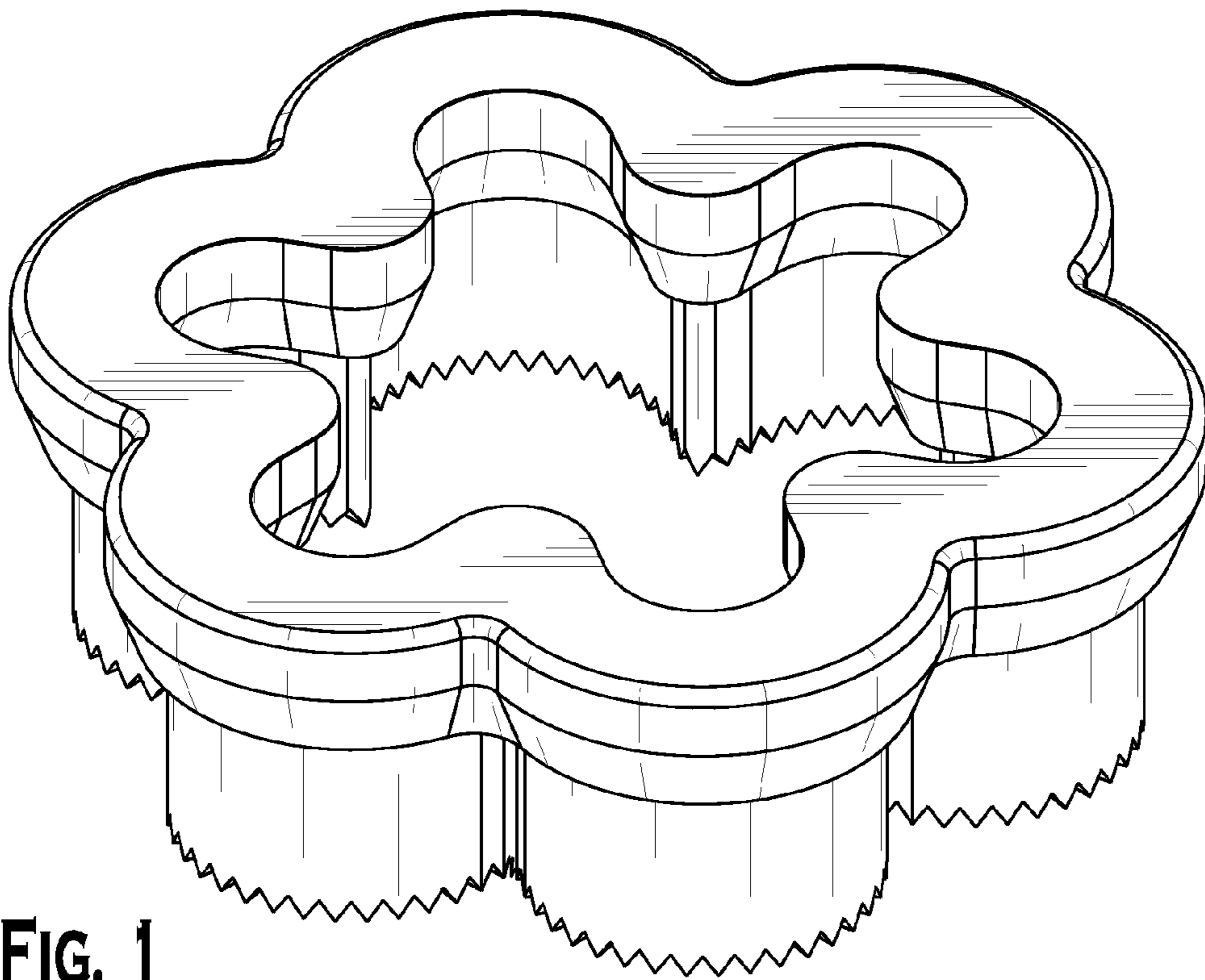


FIG. 1

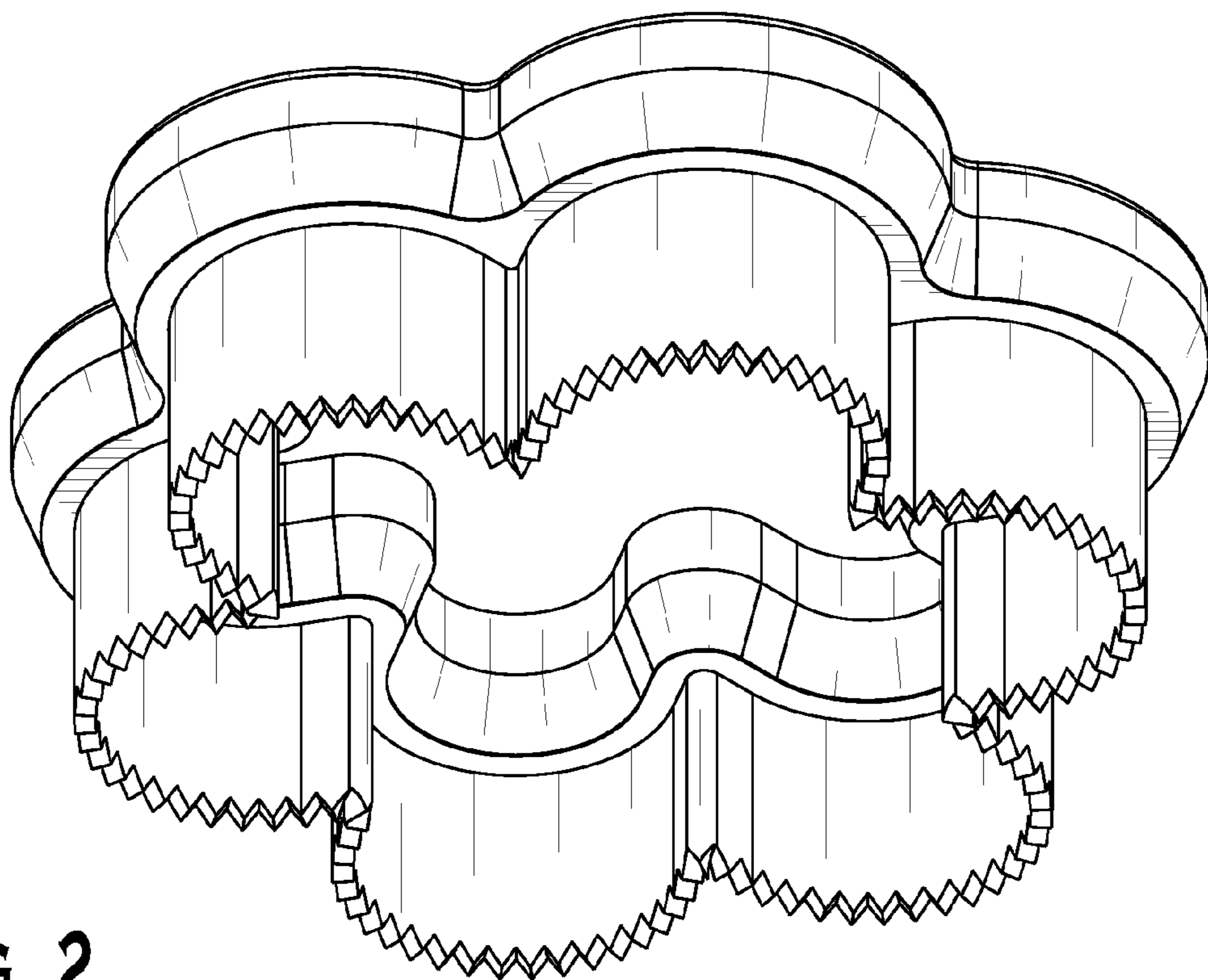


FIG. 2

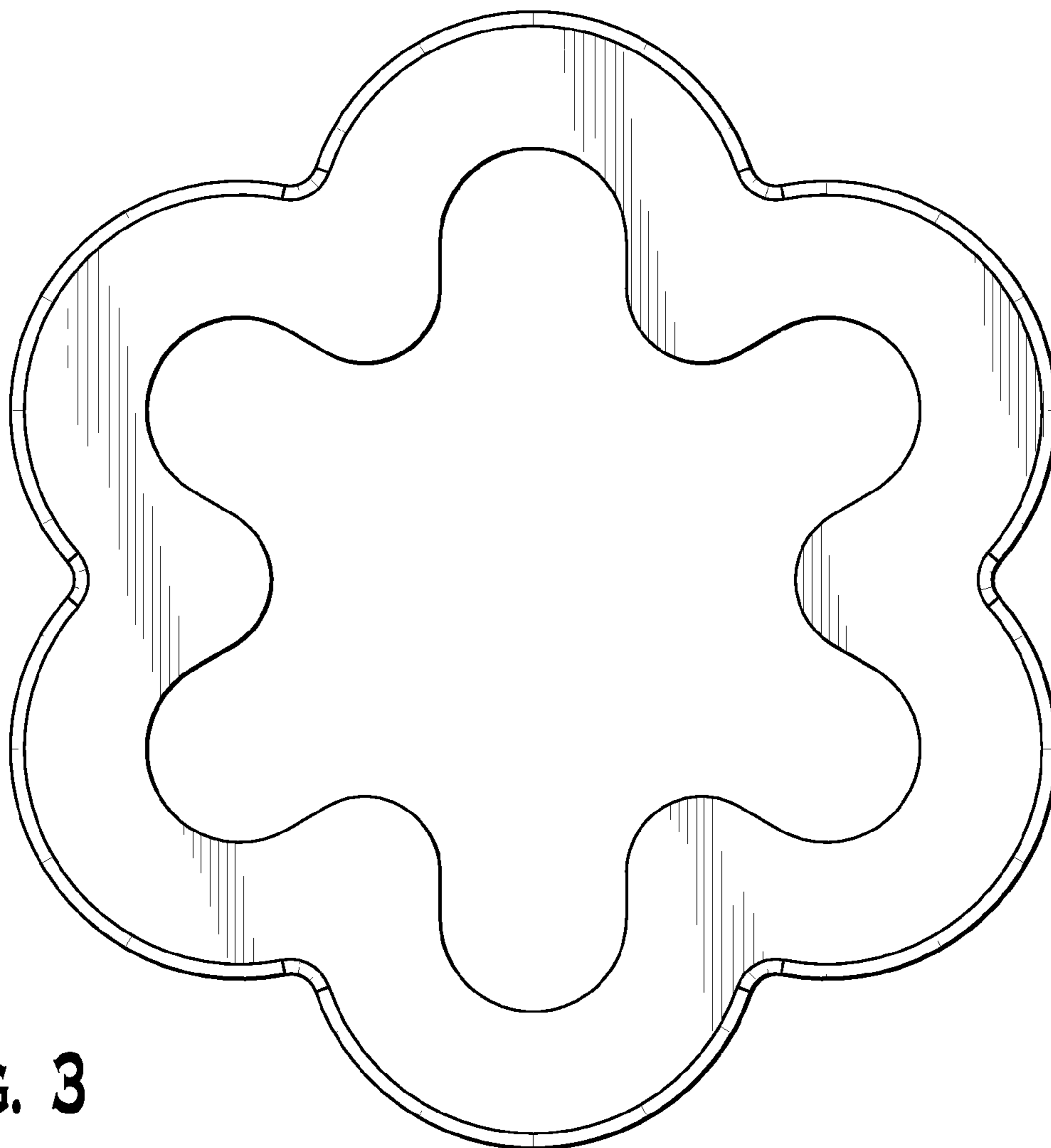


FIG. 3

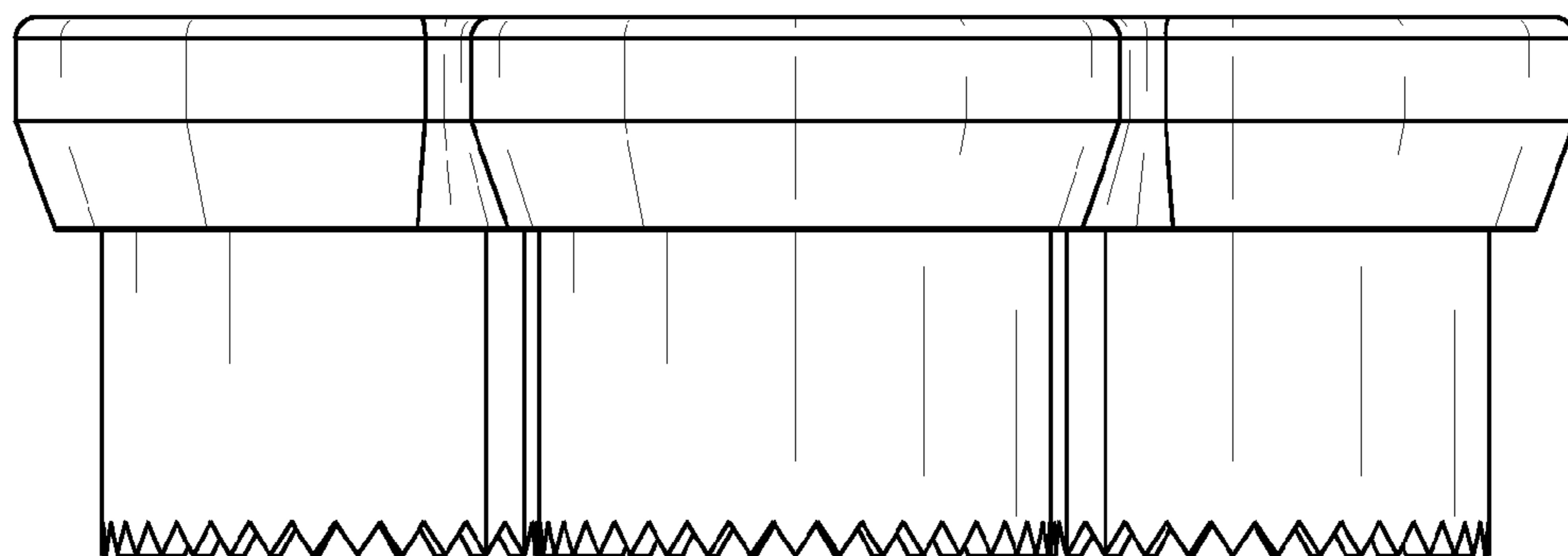


FIG. 4

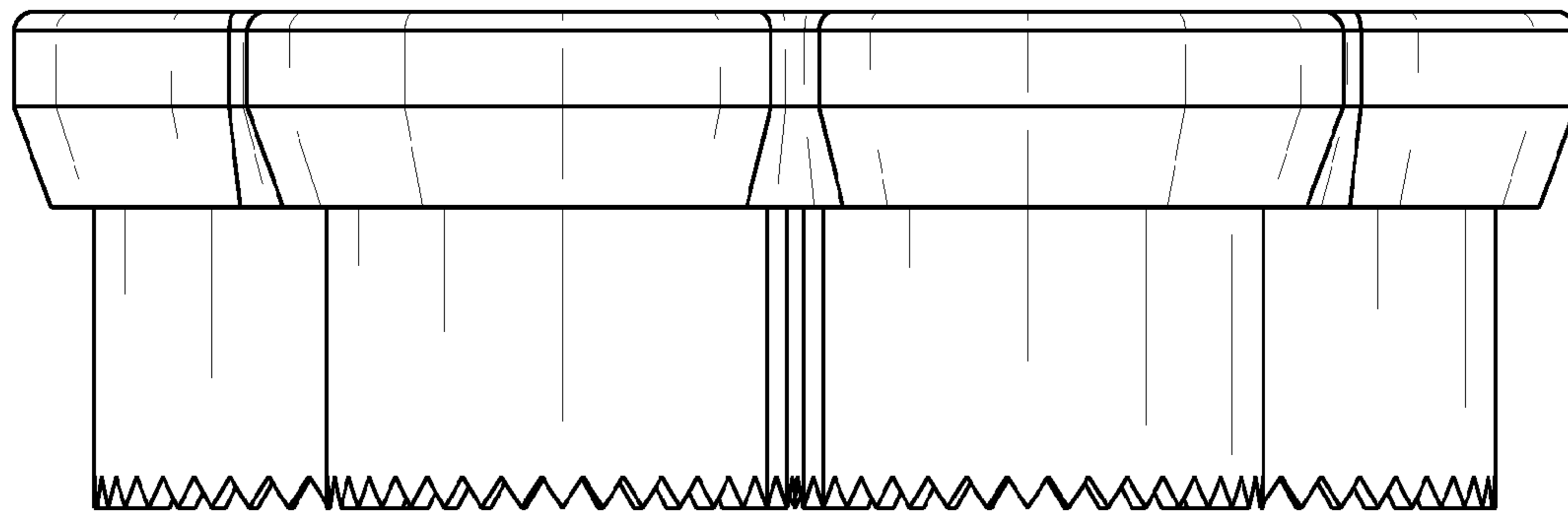


FIG. 5




FIG. 6