

US00D568529S

(12) **United States Design Patent**
Colleran, Jr. et al.

(10) **Patent No.:** **US D568,529 S**

(45) **Date of Patent:** **** May 6, 2008**

(54) **PYRAMIDAL DIFFUSER**

(75) Inventors: **C. Nicholas Colleran, Jr.**, Richmond, VA (US); **Samuel J. Colleran**, Richmond, VA (US); **Ryan L. Larkin**, Richmond, VA (US)

(73) Assignee: **Acoustics First Corporation**, Richmond, VA (US)

(**) Term: **14 Years**

(21) Appl. No.: **29/245,816**

(22) Filed: **Dec. 30, 2005**

(51) **LOC (8) Cl.** **26-99**

(52) **U.S. Cl.** **D26/122**

(58) **Field of Classification Search** D26/134, D26/59, 85, 118, 142, 80, 133, 24, 67, 68, D26/130, 135, 128, 129, 122, 123, 113, 120, D26/89, 105, 83, 88, 72, 81; 248/343; 362/340, 362/356; D23/377, 411

See application file for complete search history.

(56) **References Cited**

U.S. PATENT DOCUMENTS

D185,976 S * 8/1959 Meyer D26/122
D208,461 S * 9/1967 Morgan D25/158
D209,721 S * 12/1967 Stanley D10/111
D214,939 S * 8/1969 Arrigoni D26/120

3,922,073 A * 11/1975 Schwartz 362/355
D300,877 S * 4/1989 Cyr D26/134
D362,081 S * 9/1995 Bilbrey D26/120
D411,031 S * 6/1999 Conn et al. D26/118
D473,667 S * 4/2003 Fromm D26/56
D499,480 S * 12/2004 Stauffer D23/411

* cited by examiner

Primary Examiner—Freda S. Nunn

Assistant Examiner—Kevin K Rudzinski

(74) *Attorney, Agent, or Firm*—Oblon, Spivak, McClelland, Maier & Neustadt, P.C.

(57) **CLAIM**

The ornamental design for a pyramidal diffuser, as shown and described.

DESCRIPTION

FIG. 1 is a top and left front perspective view of a first embodiment of a pyramidal diffuser, showing our design;

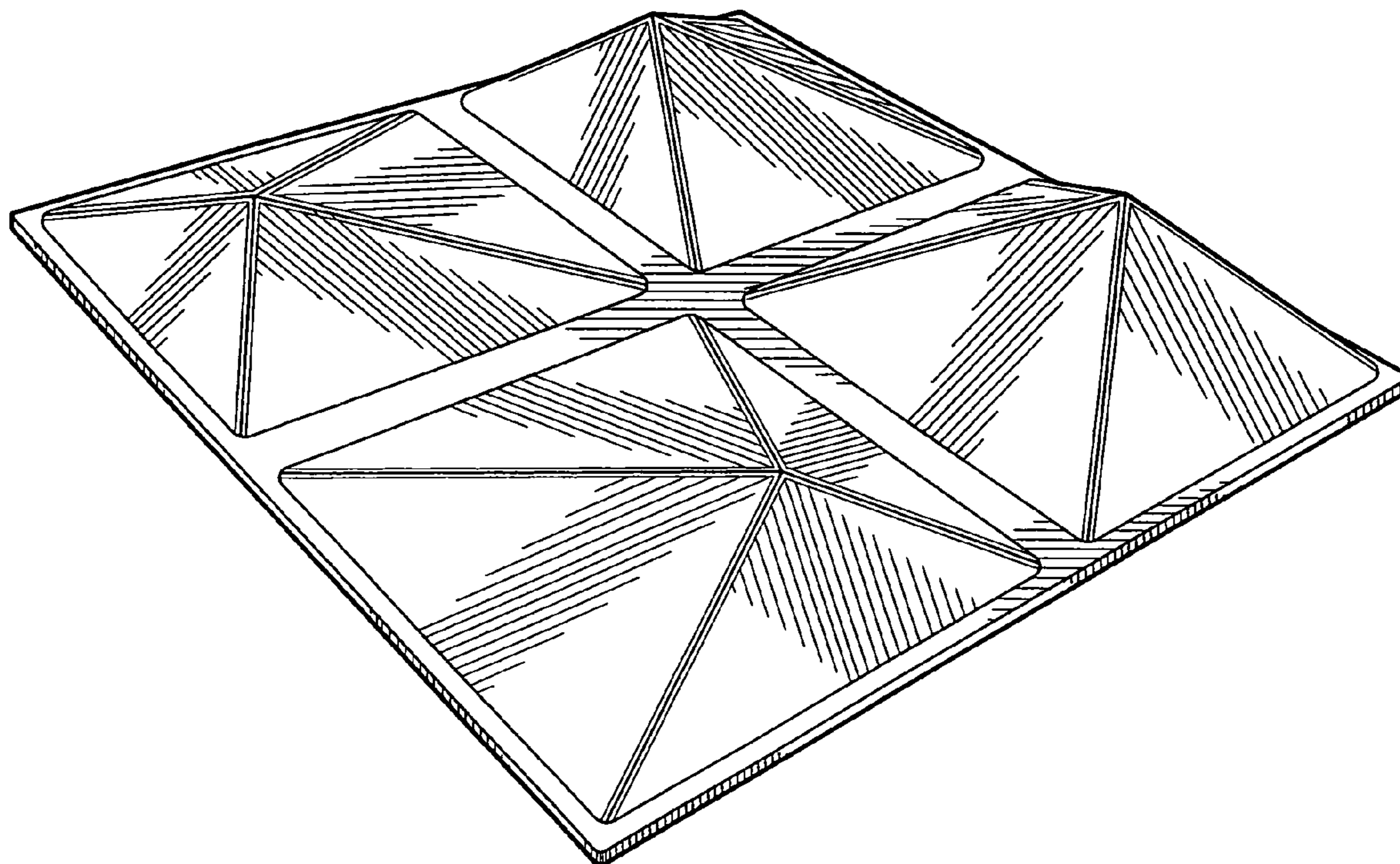
FIG. 2 is a top plan view of the embodiment in FIG. 1;

FIG. 3 is a front side elevational view of the embodiment in FIG. 1, where each side view is identical to FIG. 3;

FIG. 4 is a bottom plan view of the embodiment in FIG. 1; and,

FIG. 5 is a bottom and left front perspective view of the embodiment in FIG. 1.

1 Claim, 4 Drawing Sheets



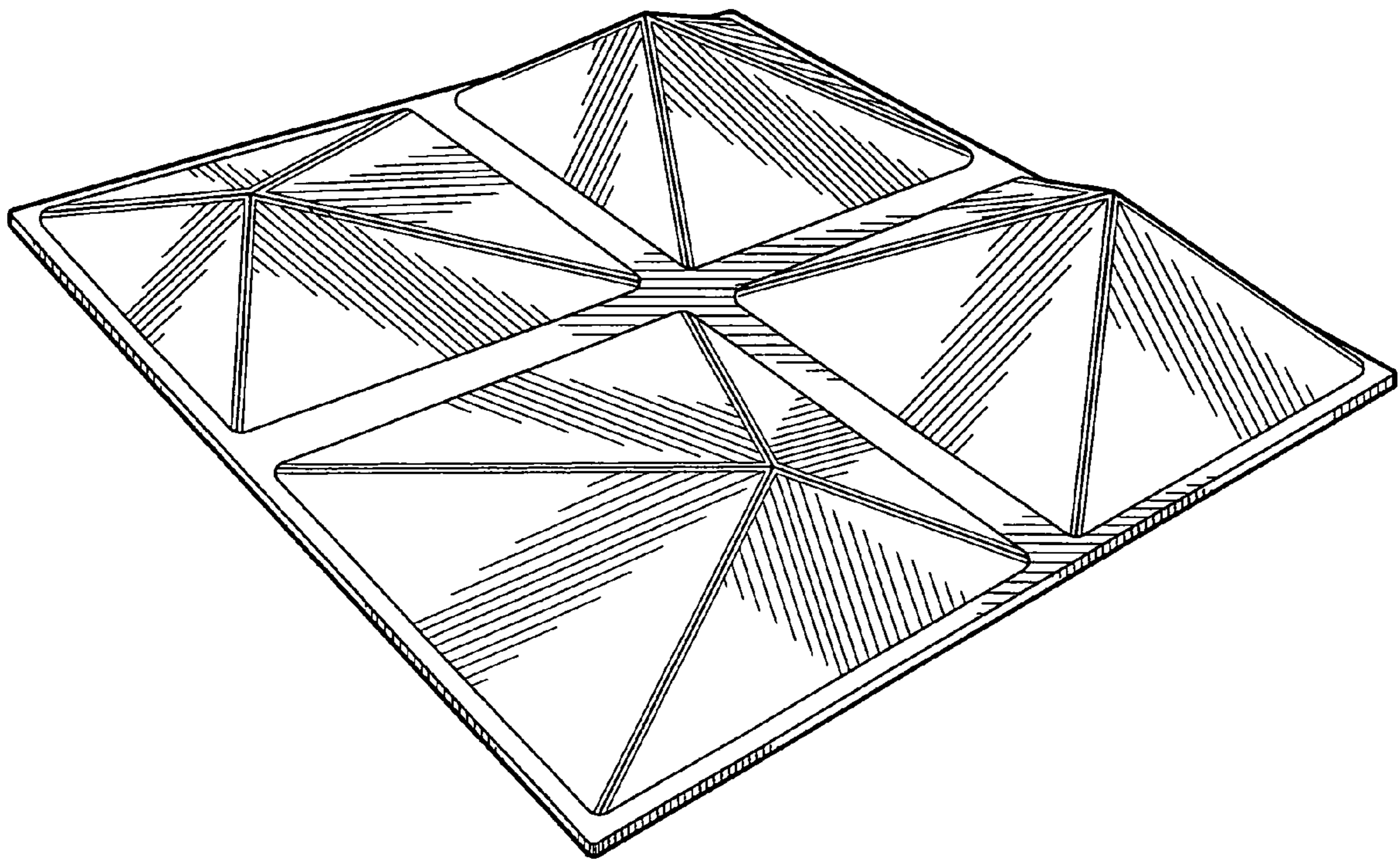


Fig. 1

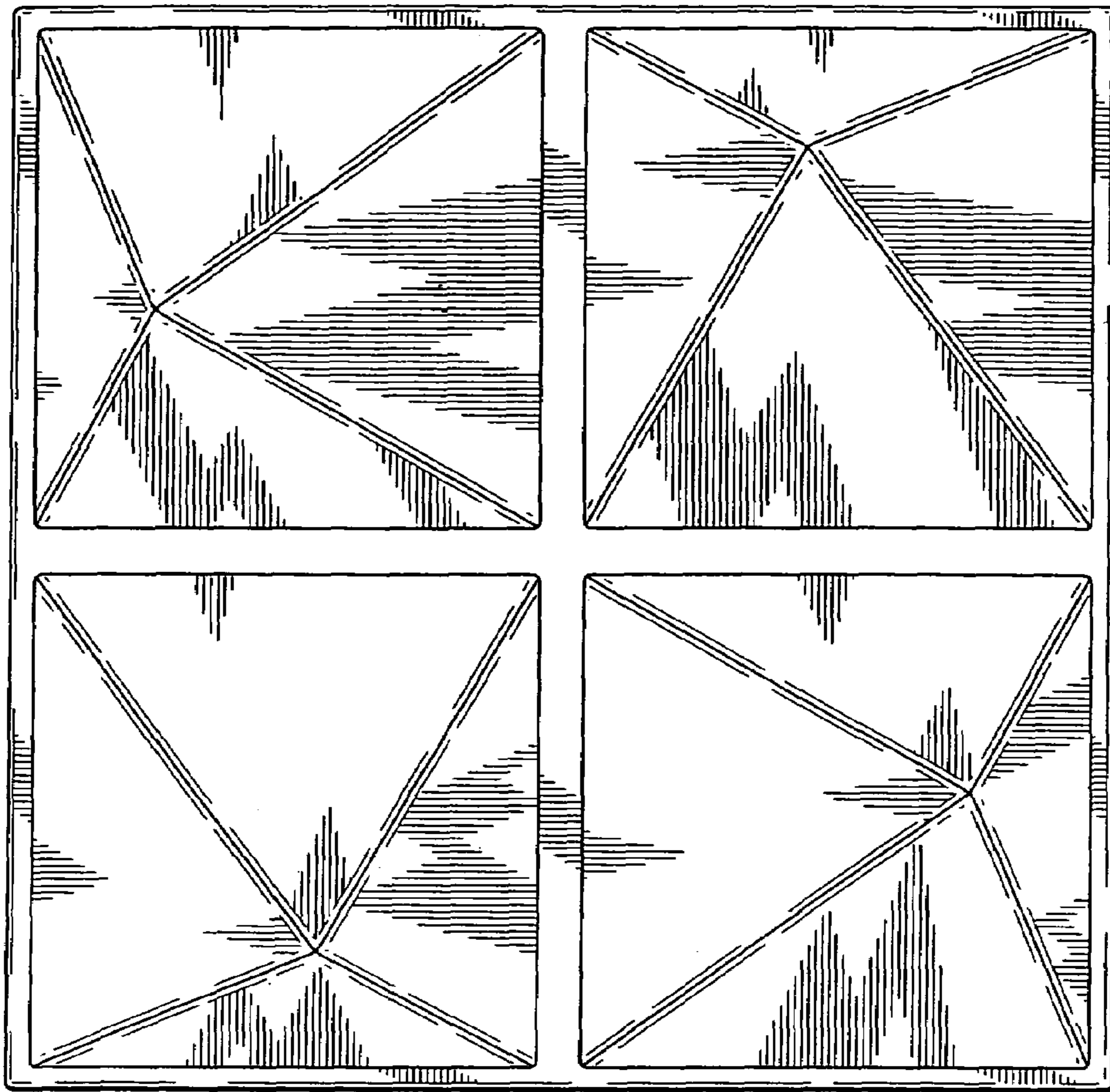


Fig. 2




Fig. 3

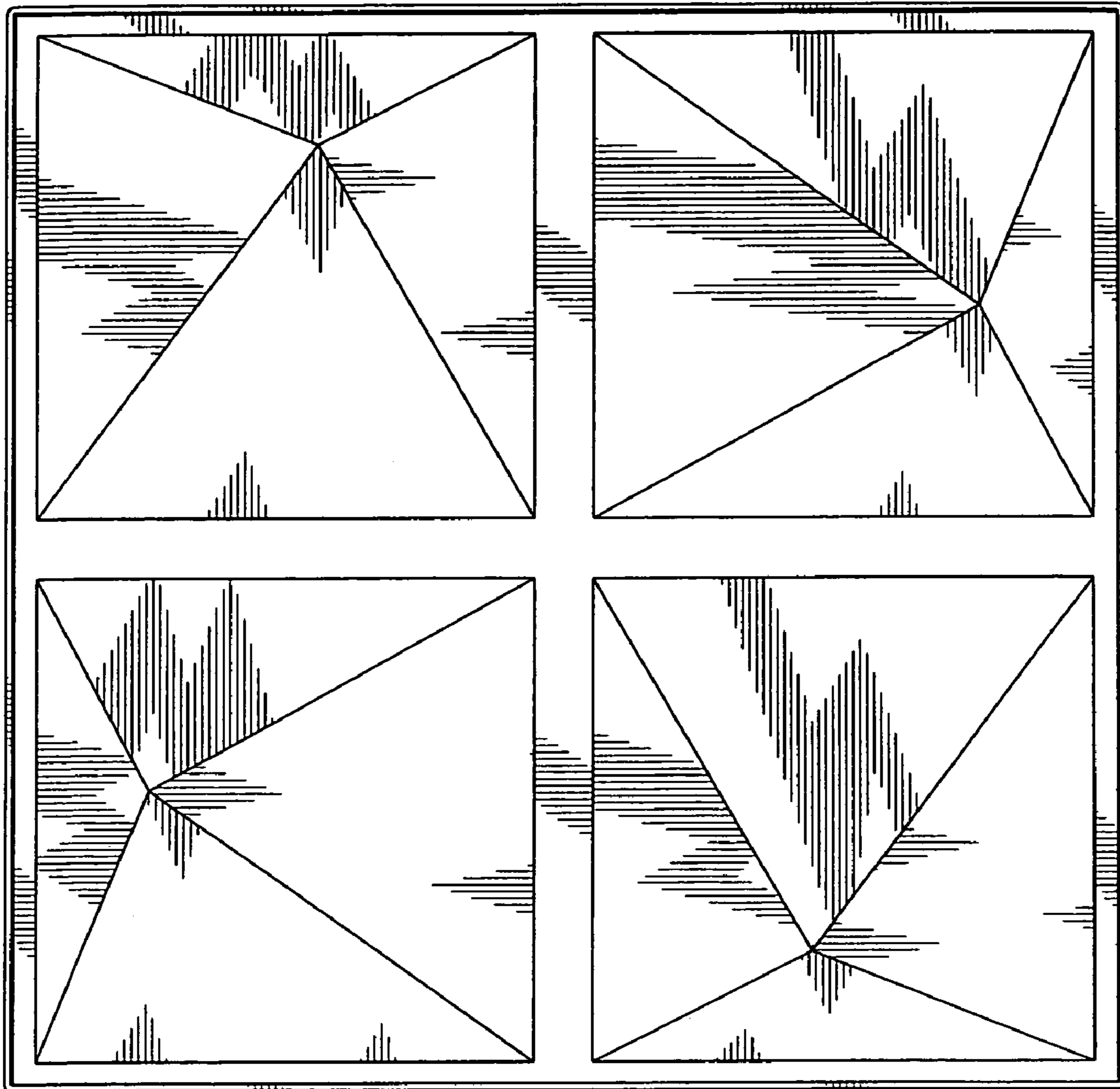


Fig. 4

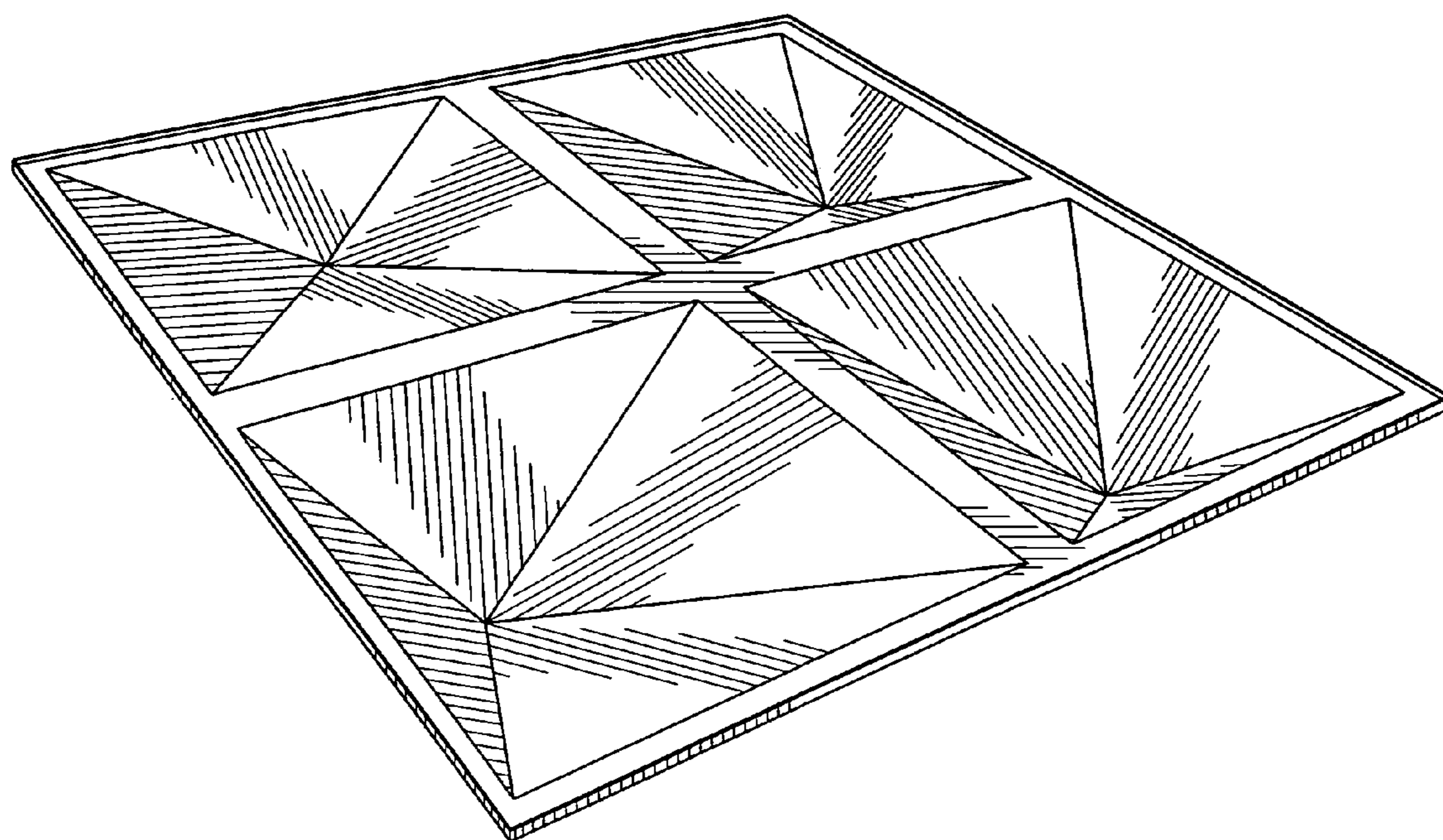


Fig. 5