

US00D568483S

(12) **United States Design Patent**  
**Spindler et al.**

(10) **Patent No.:** **US D568,483 S**

(45) **Date of Patent:** **\*\* May 6, 2008**

(54) **CRIB-MOUNTABLE PACIFIER HOLDER**

D485,362 S \* 1/2004 Schwartz ..... D24/199  
D552,248 S \* 10/2007 Brawley ..... D24/199

(75) Inventors: **Lotta Kristina Spindler**, Riverside, CA (US); **Rob Lee Spindler**, Riverside, CA (US)

\* cited by examiner

(73) Assignee: **Spindler Enterprises, LLC**, Riverside, CA (US)

*Primary Examiner*—Robert M. Spear  
*Assistant Examiner*—Susan E Krakower  
(74) *Attorney, Agent, or Firm*—Klein, O’Neill & Singh, LLP; Howard J. Klein

(\*\*) Term: **14 Years**

(57) **CLAIM**

(21) Appl. No.: **29/279,247**

The ornamental design for a crib-mountable pacifier holder, as shown and described.

(22) Filed: **Apr. 24, 2007**

(51) **LOC (8) Cl.** ..... **07-01**

**DESCRIPTION**

(52) **U.S. Cl.** ..... **D24/199; D24/193**

(58) **Field of Classification Search** ..... D24/193–199, D24/215, 435, 447, 682, 690; D30/160; D11/4–6; 606/234–236; 215/11.1–11.6, 215/387, 392; 248/102–107; 128/359–360; 601/139; 24/301; 222/566; D7/610–611  
See application file for complete search history.

FIG. 1 is a top front perspective view of a crib-mountable pacifier holder, in accordance with our new design;

FIG. 2 is a top plan view of the crib-mountable pacifier holder shown in FIG. 1;

FIG. 3 is a front elevational view of the crib-mountable pacifier holder shown in FIG. 1;

FIG. 4 is a rear elevational view of the crib-mountable pacifier holder shown in FIG. 1;

FIG. 5 is a side elevational view of a crib-mountable pacifier holder, taken from the left side of FIG. 2, in the direction indicated by line 5–5 of FIG. 2;

FIG. 6 is a side elevational view of a crib-mountable pacifier holder, taken from the right side of FIG. 2, in the direction indicated by line 6–6 of FIG. 2; and,

FIG. 7 is a bottom plan view of the crib-mountable pacifier holder of FIG. 1.

The broken line showing of attachment straps illustrates environmental structure and forms no part of the claimed design.

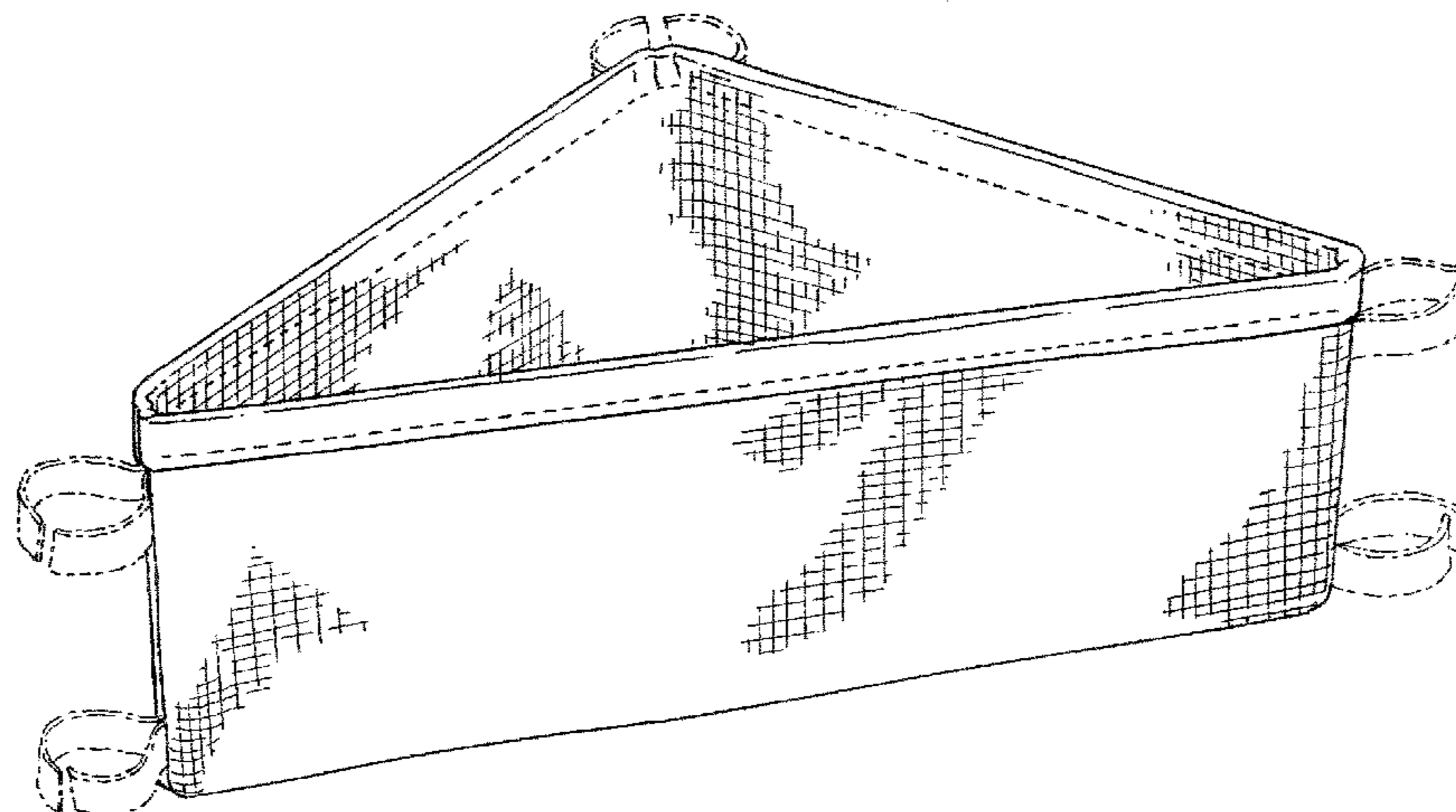
It is understood that the broken lines within the claimed design indicate stitch lines, which forms no part of the claimed design.

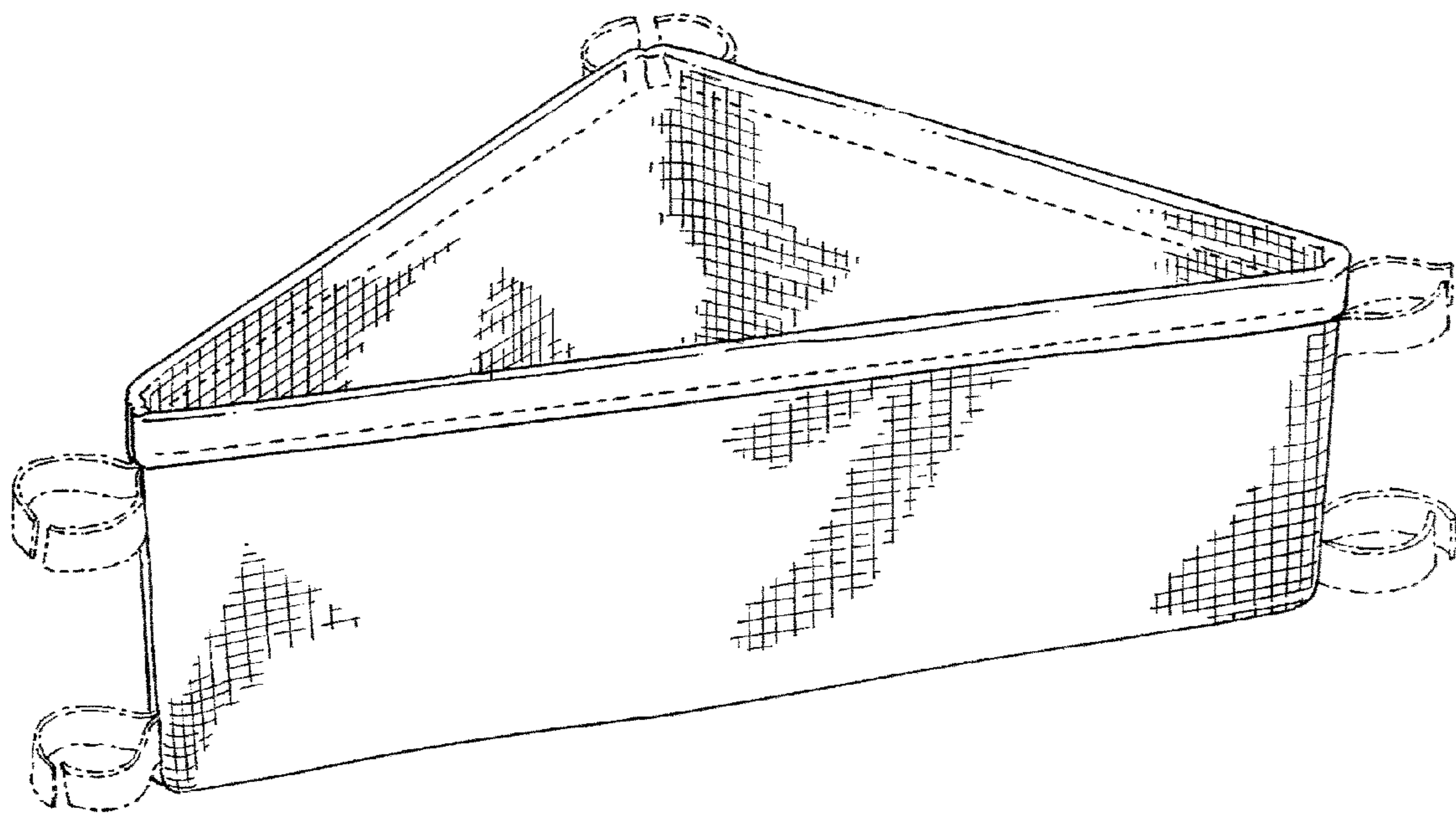
(56) **References Cited**

**U.S. PATENT DOCUMENTS**

1,136,529	A *	4/1915	Hopwood	.....	248/102
1,567,225	A *	12/1925	Barbin	.....	248/102
1,630,167	A *	5/1927	Cardarella	.....	248/102
2,182,164	A *	12/1939	Rosenberg	.....	248/104
2,199,869	A *	5/1940	Baker et al.	.....	248/102
2,214,882	A *	9/1940	Eades	.....	248/102
2,399,320	A *	4/1946	Brose et al.	.....	248/104
2,451,846	A *	10/1948	Love et al.	.....	248/105
2,462,187	A *	2/1949	Helixon	.....	248/104
2,518,862	A *	8/1950	Cain et al.	.....	248/104
2,948,499	A *	8/1960	Manny	.....	248/106
2,991,032	A *	7/1961	Theis	.....	248/102
3,121,884	A *	2/1964	Emery	.....	5/634
D197,874	S *	3/1964	Berry	.....	D24/199
4,733,836	A *	3/1988	Barnes	.....	248/106
D310,418	S *	9/1990	Tribolet	.....	D24/199
D367,929	S *	3/1996	English	.....	D24/193
D380,268	S *	6/1997	Krause et al.	.....	D24/193

**1 Claim, 5 Drawing Sheets**





*FIG. 1*

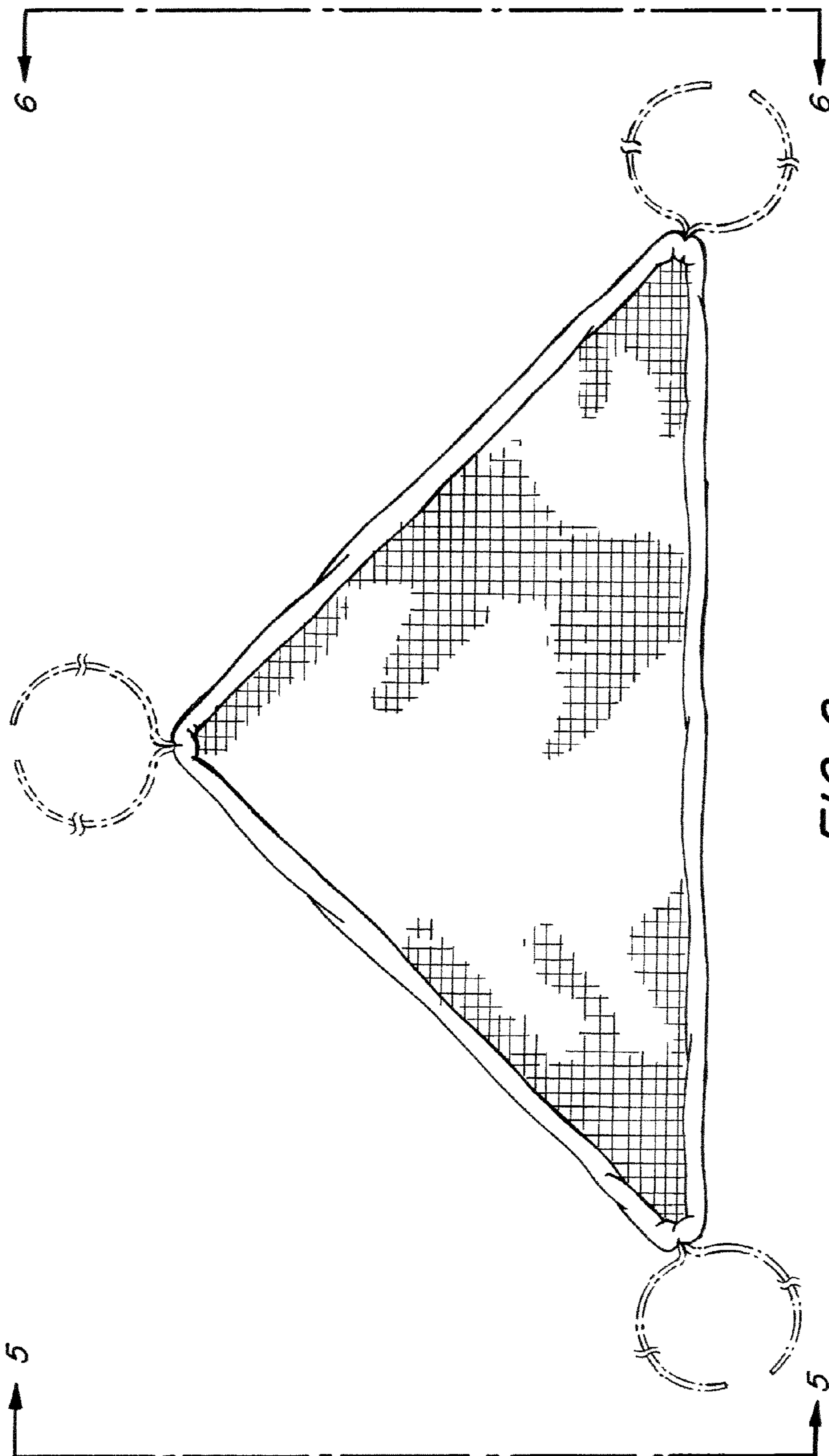


FIG. 2



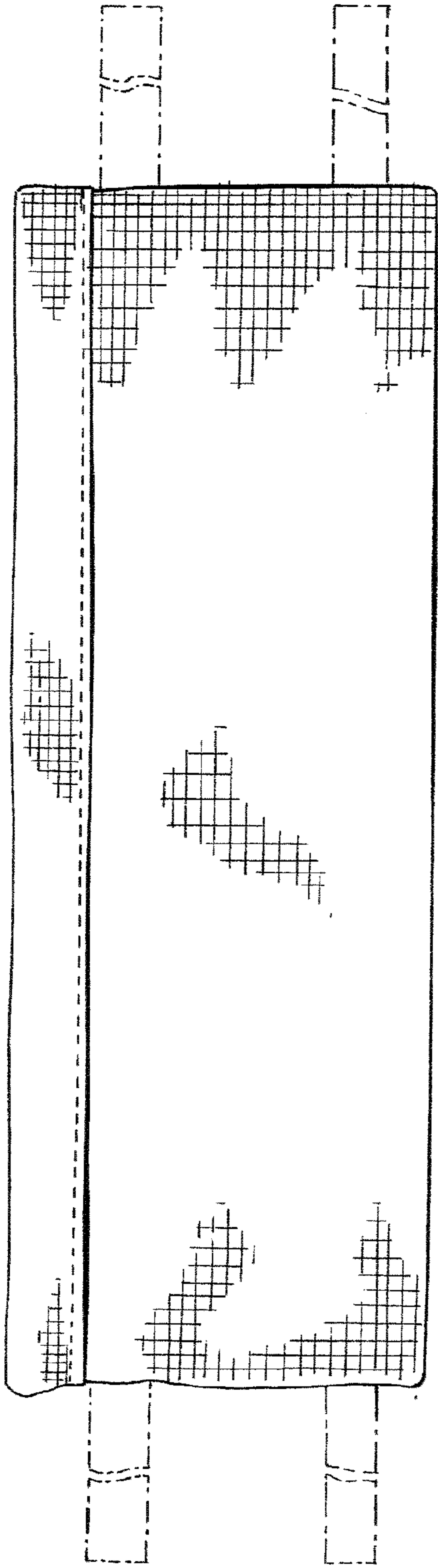


FIG. 3

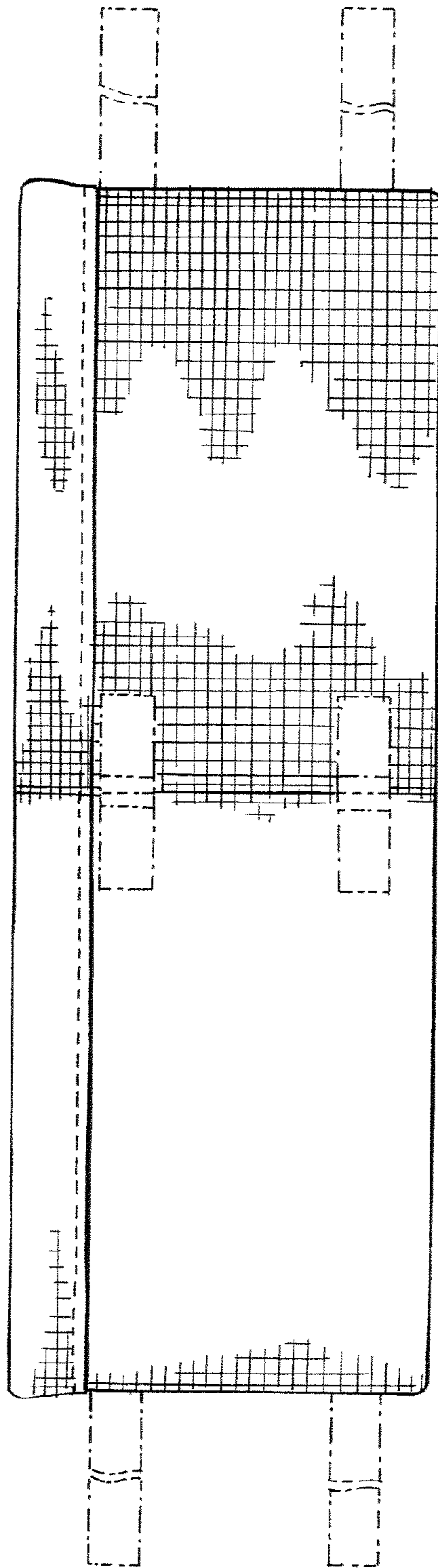
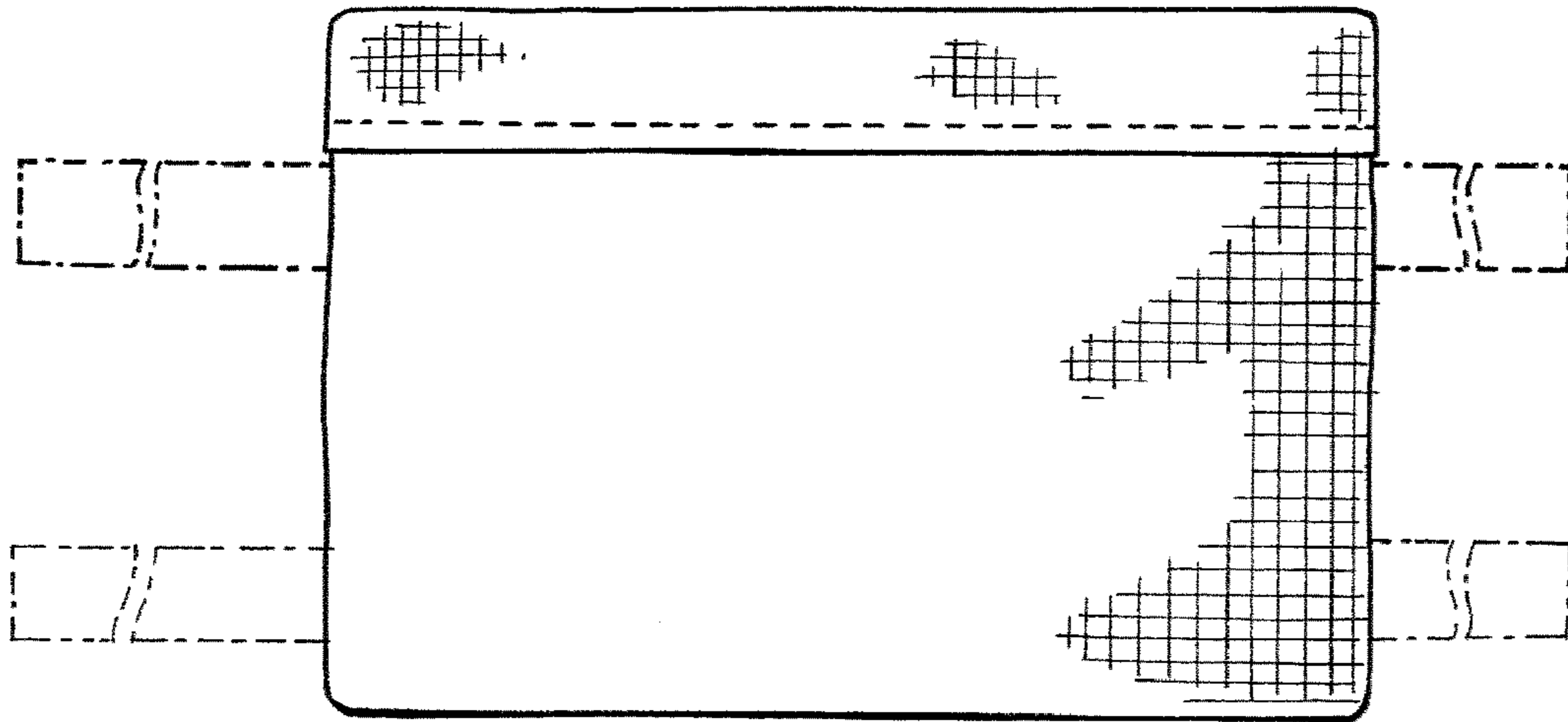
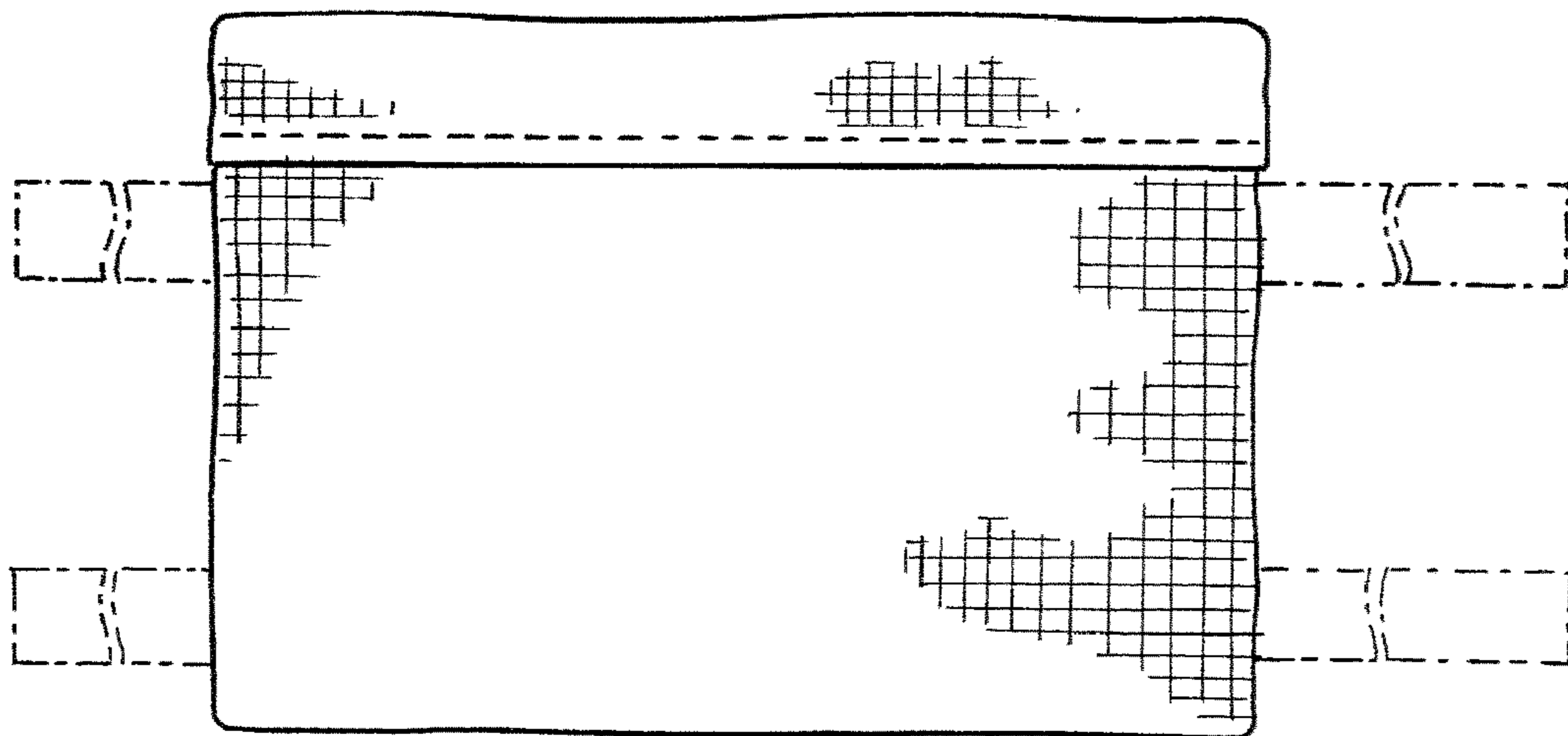


FIG. 4



*FIG. 5*



*FIG. 6*

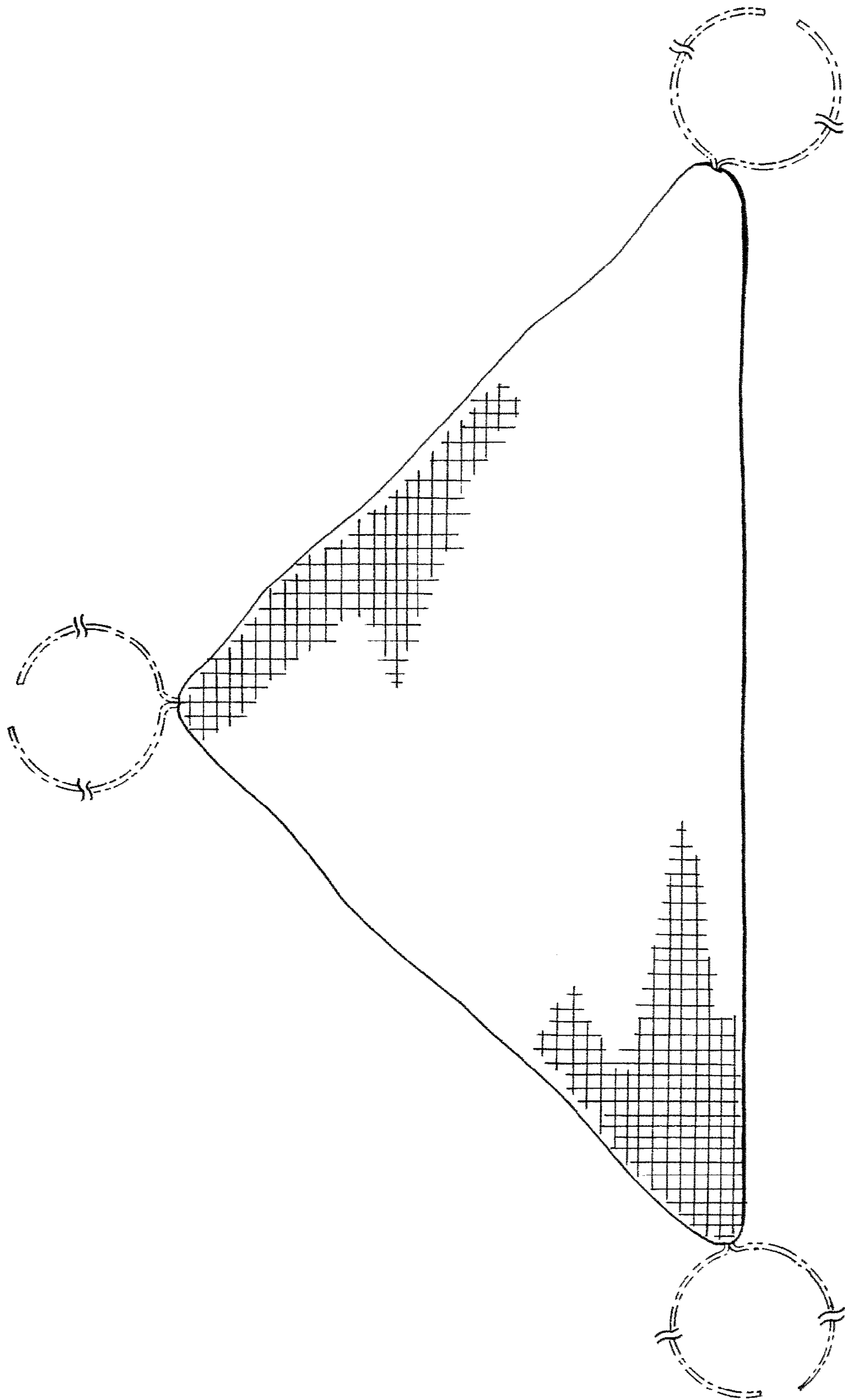


FIG. 7