

US00D568463S

(12) **United States Design Patent**
Hidalgo

(10) **Patent No.:** **US D568,463 S**

(45) **Date of Patent:** **** May 6, 2008**

(54) **CEILING FAN BLADE**

(75) Inventor: **Rolando Hidalgo**, Orange, CA (US)

(73) Assignee: **Minka Lighting, Inc.**, Corona, CA (US)

(**) Term: **14 Years**

(21) Appl. No.: **29/283,002**

(22) Filed: **Aug. 3, 2007**

(51) **LOC (8) Cl.** **23-04**

(52) **U.S. Cl.** **D23/413**

(58) **Field of Classification Search** D23/377,
D23/379, 385, 411, 413; 416/5

See application file for complete search history.

(56) **References Cited**

U.S. PATENT DOCUMENTS

- D388,871 S * 1/1998 Gee, II D23/413
- D407,814 S * 4/1999 Lin D23/413
- D531,306 S * 10/2006 Badarello D23/413

OTHER PUBLICATIONS

Hunter Internet Catalog; Charmaine ceiling fan Model #28194 printed from www.hansenwholesale.com on Apr. 25, 2007.

Hunter Internet Catalog; Marseille Model #28146 printed from www.hansenwholesale.com on Apr. 25, 2007.

* cited by examiner

Primary Examiner—Lisa Lichtenstein

(74) *Attorney, Agent, or Firm*—Baker & McKenzie LLP

(57) **CLAIM**

The ornamental design for a ceiling fan blade, as shown and described.

DESCRIPTION

FIG. 1 is a bottom perspective view of a ceiling fan blade showing my new design in use;

FIG. 2 is an enlarged bottom plan view of the ceiling fan blade in accordance with my design;

FIG. 3 is an enlarged top plan view of the ceiling fan blade in accordance with my design;

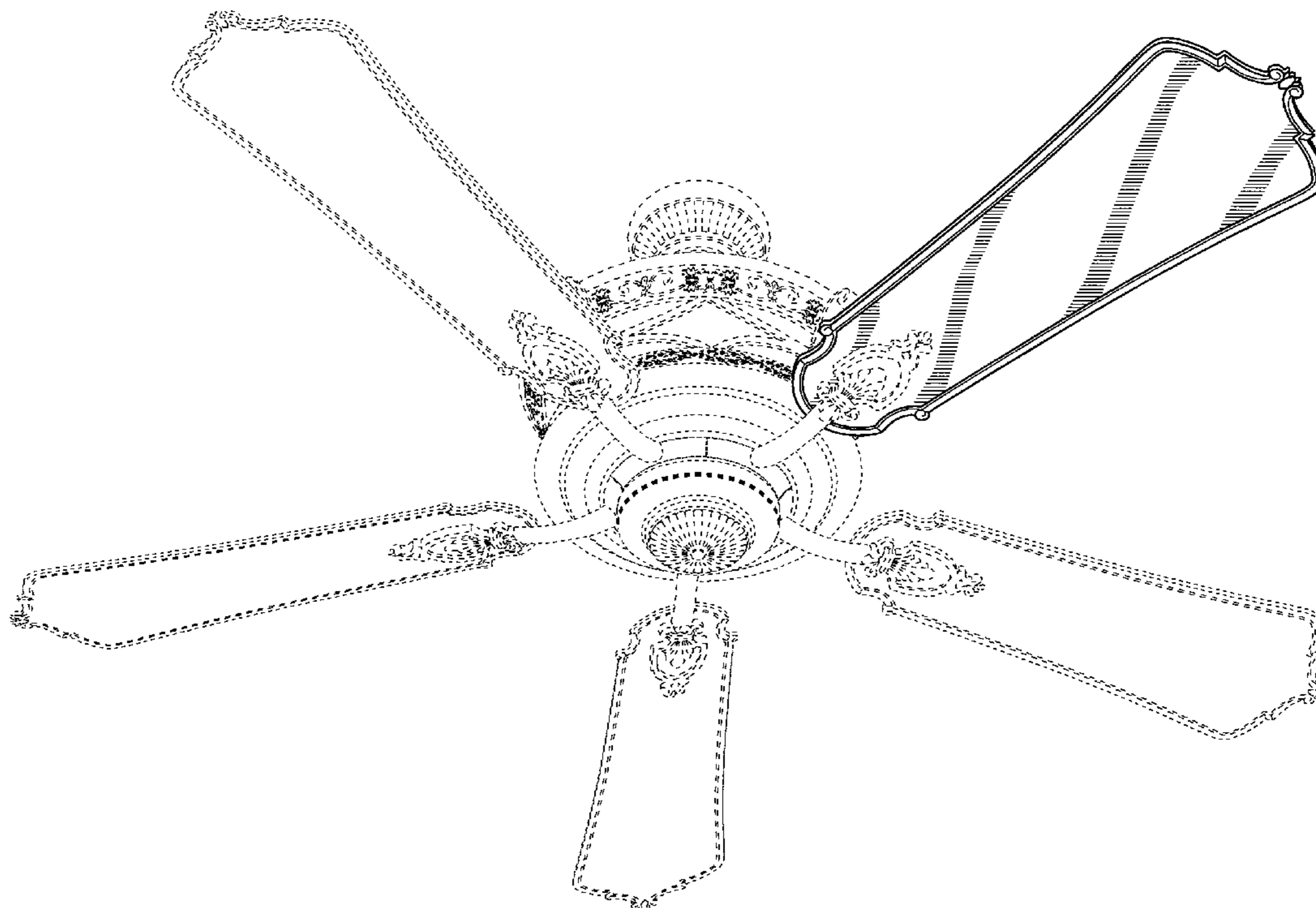
FIG. 4 is an enlarged side elevation view of the ceiling fan blade in accordance with my design, the opposite side being a mirror image of that shown;

FIG. 5 is an enlarged front elevation view of the ceiling fan blade in accordance with my design; and,

FIG. 6 is an enlarged back elevation view of the ceiling fan blade in accordance with my design.

The broken line showing of the ceiling fan housing, canopy, blades and blade irons is included for the purpose of illustrating environmental structure and forms no part of the claimed design.

1 Claim, 2 Drawing Sheets



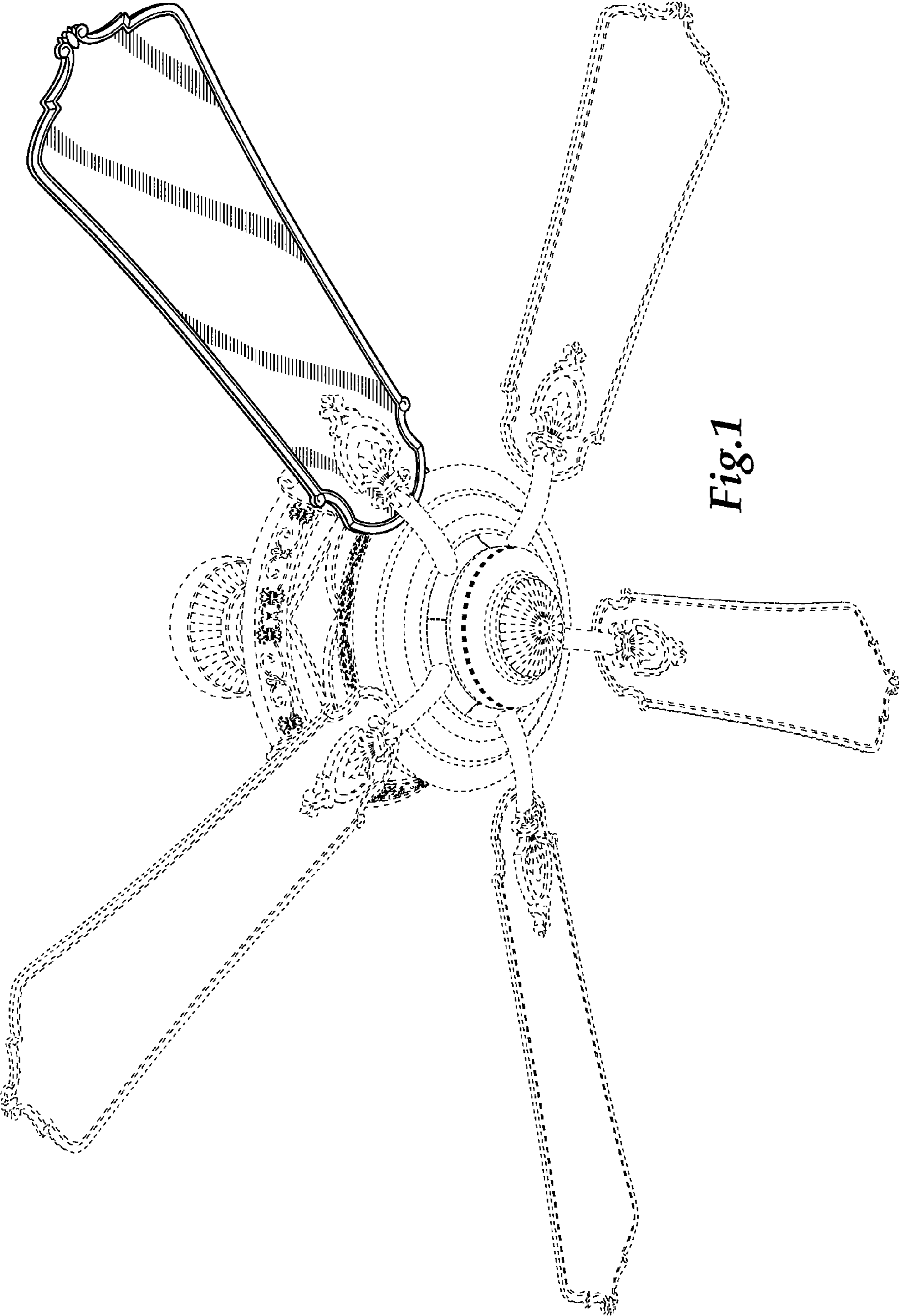


Fig. 1

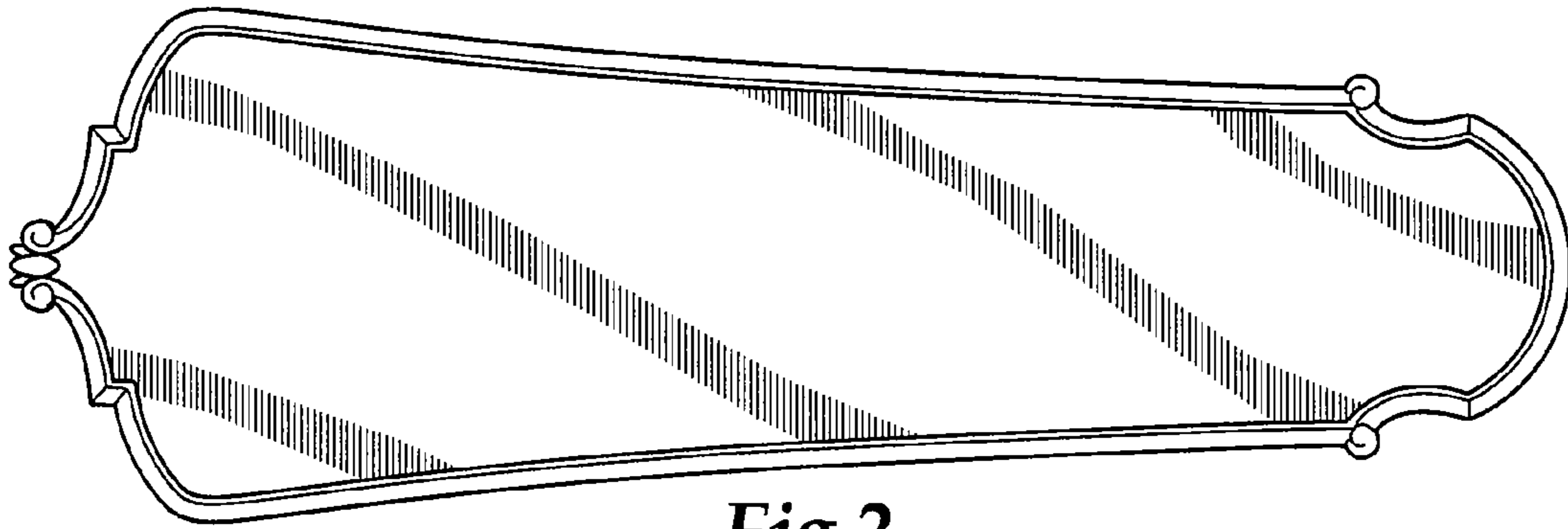


Fig.2

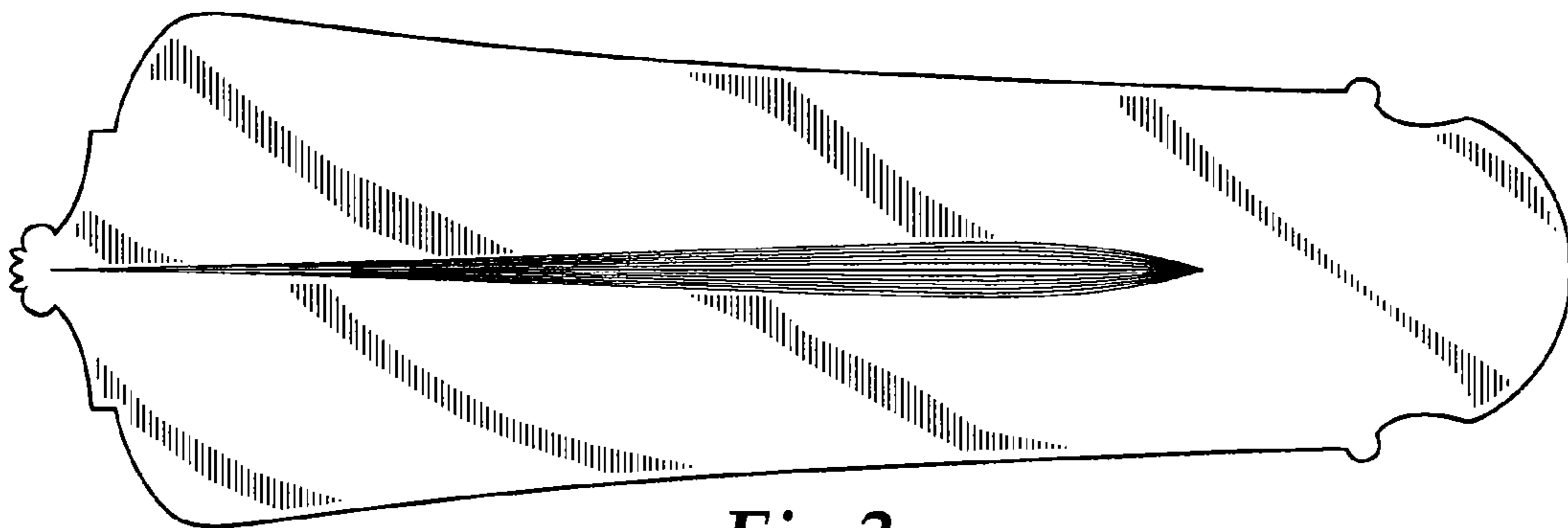


Fig.3



Fig.4



Fig.5

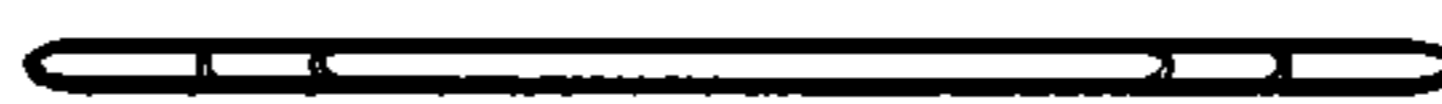


Fig.6