



US00D568453S

(12) **United States Design Patent**
Wu

(10) **Patent No.:** **US D568,453 S**

(45) **Date of Patent:** **** May 6, 2008**

(54) **AIR FRESHENER DEVICE**

(75) Inventor: **Henry Wu, Hsin-Tien (TW)**

(73) Assignee: **Aromate Industries Co., Ltd. (TW)**

(**) Term: **14 Years**

(21) Appl. No.: **29/254,984**

(22) Filed: **Mar. 2, 2006**

(51) **LOC (8) Cl.** **28-99**

(52) **U.S. Cl.** **D23/366**

(58) **Field of Classification Search** 261/DIG. 17,
261/DIG. 42, DIG. 65, DIG. 88, DIG. 89;
D23/355-369; D28/5, 6; 392/341, 342,
392/386, 390, 392, 393, 394, 401; 239/34,
239/35, 42, 60, 53-58, 136, 326; D11/43,
D11/79

See application file for complete search history.

(56) **References Cited**

U.S. PATENT DOCUMENTS

D128,486 S *	7/1941	Goodstein	D28/6
D149,525 S *	5/1948	Cobbs	D6/430
D198,786 S *	8/1964	Friedman	D23/367
D200,771 S *	4/1965	Strona	D23/367
D200,853 S *	4/1965	Strona	D23/367
D208,023 S *	7/1967	Wilson	D23/367
3,673,770 A *	7/1972	Novak	96/294
D229,754 S *	1/1974	Ali	D23/367

D230,482 S *	2/1974	Lavey	D23/367
3,857,512 A *	12/1974	Levey	239/34
4,958,768 A *	9/1990	Ishihara	239/34
5,477,640 A *	12/1995	Holtkamp, Jr.	47/66.6
D379,651 S *	6/1997	Rondeau	D23/367
D410,756 S *	6/1999	Kleinberg	D26/9
6,391,398 B1 *	5/2002	Pesu et al.	428/13
D477,067 S *	7/2003	Lonczak et al.	D23/367
D521,139 S *	5/2006	Wu	D23/366
2003/0192958 A1 *	10/2003	Miyagi	239/6

* cited by examiner

Primary Examiner—Sandra Snapp

(74) *Attorney, Agent, or Firm*—Ira S. Dorman

(57) **CLAIM**

The ornamental design for an air freshener device, as shown.

DESCRIPTION

FIG. 1 is perspective view of an air freshener device embodying the present invention;

FIG. 2 is a front view of the air freshener device;

FIG. 3 is a rear view of the air freshener device;


FIG. 4 is a side view of the air freshener device;

FIG. 5 is an opposite side view of the air freshener device;

FIG. 6 is a plan view of the air freshener device; and,

FIG. 7 is a bottom view of the air freshener device.

1 Claim, 7 Drawing Sheets






FIG. 1




FIG. 2



FIG. 3




FIG. 4



FIG. 5




FIG. 6




FIG. 7