

US00D568430S

(12) **United States Design Patent** (10) **Patent No.:** **US D568,430 S**
Van Der Hout (45) **Date of Patent:** **** May 6, 2008**

(54) **GOLF TEE SET**

(76) Inventor: **Jeroen Horst Van Der Hout**,
Palfreniersweg 28, 2171 MX
Sassenheim (NL)

(**) Term: **14 Years**

(21) Appl. No.: **29/264,971**

(22) Filed: **Aug. 22, 2006**

(51) **LOC (8) Cl.** **21-02**

(52) **U.S. Cl.** **D21/789; D21/717**

(58) **Field of Classification Search** D21/718,
D21/789, 796; 206/315.1, 315.3; 224/251,
224/269, 666, 675, 677

See application file for complete search history.

(56) **References Cited**

U.S. PATENT DOCUMENTS

D216,816 S * 3/1970 Bennett D21/718
4,993,613 A * 2/1991 Frisbie 224/251
D476,053 S * 6/2003 Goserud D21/789
2004/0262344 A1 * 12/2004 White 224/269

* cited by examiner

Primary Examiner—Mitchell Siegel

(74) *Attorney, Agent, or Firm*—Ladas and Parry LLP

(57) **CLAIM**

The ornamental design for a golf tee set, as shown and described.

DESCRIPTION

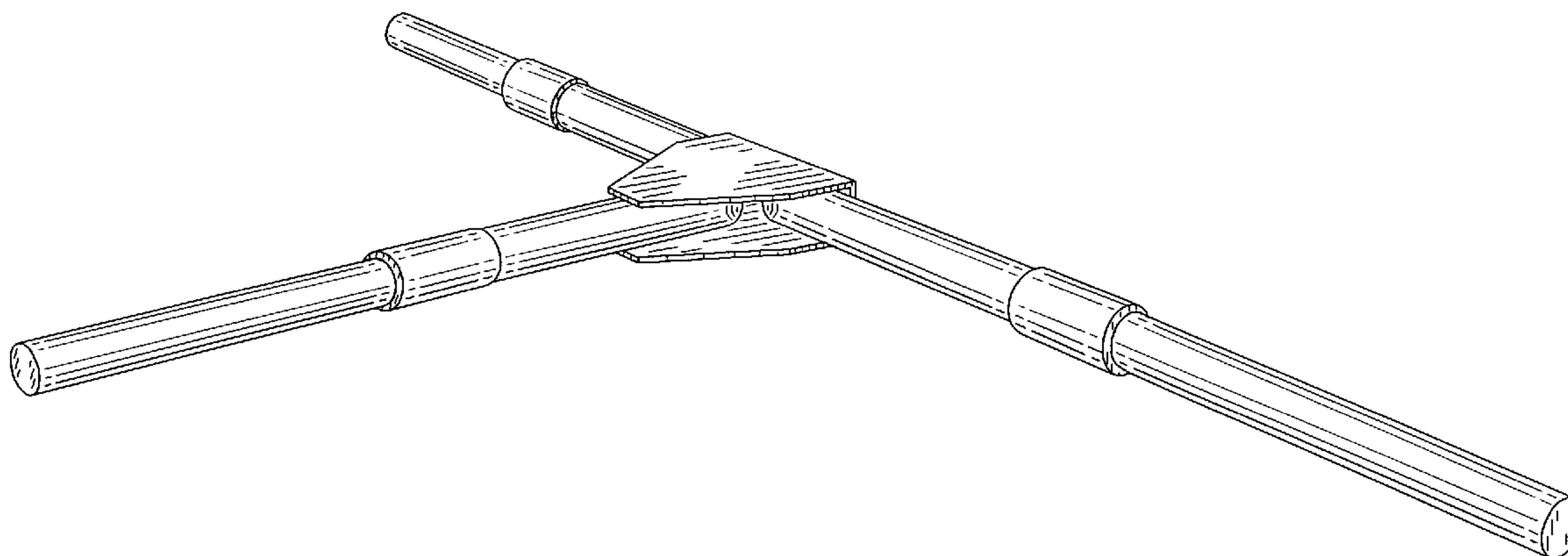
FIG. 1 is a front elevational view of a golf tee set showing my new design in an expanded condition for use, the rear elevational thereof view being a mirror image and, therefore, not shown;

FIG. 2 is a front elevational view thereof in a retracted condition for carrying, the rear elevational view thereof being a mirror image and, therefore, not shown; and,

FIG. 3 is front/right-side/bottom perspective view thereof in the expanded condition.

Extendable leg projections of the golf tee set are cylindrical and, therefore, show the sides, top and bottom in the elevational views.

1 Claim, 3 Drawing Sheets



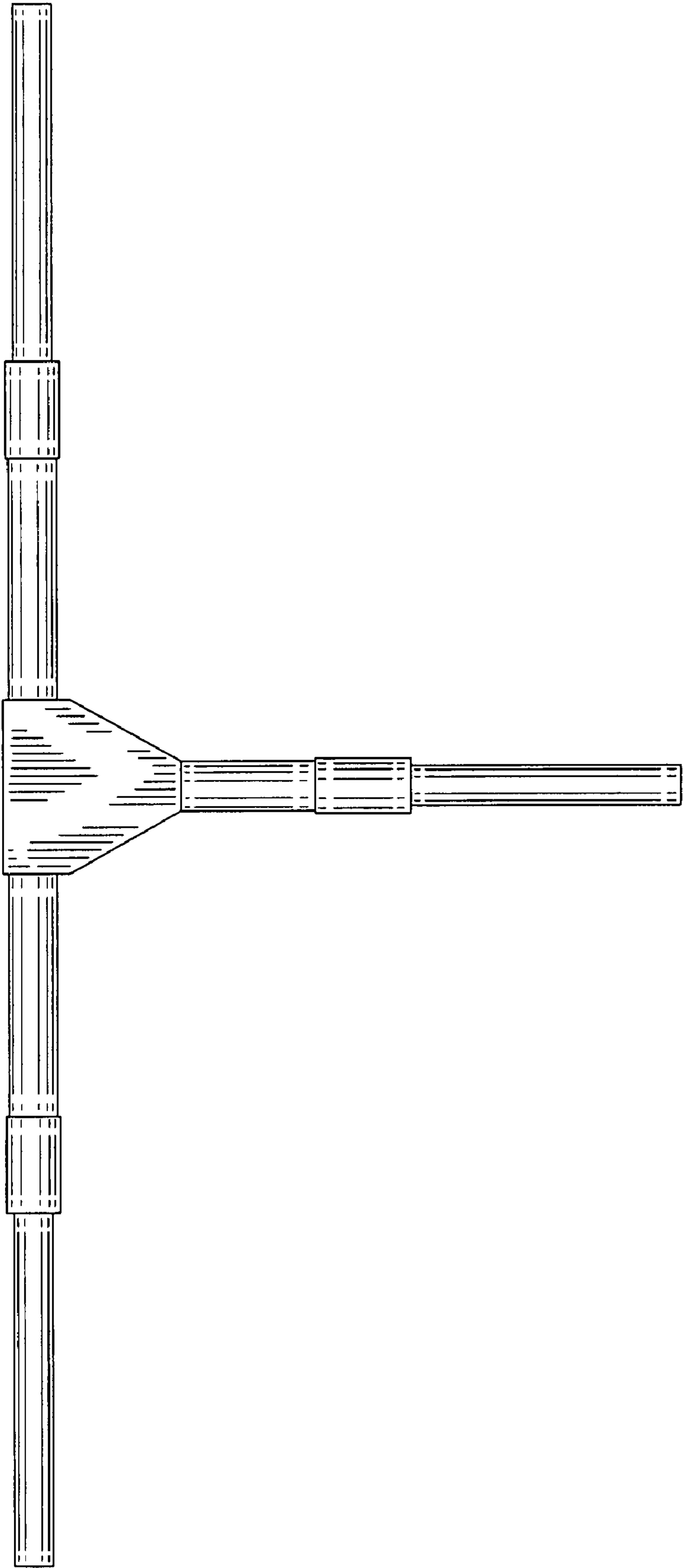


FIG. 1

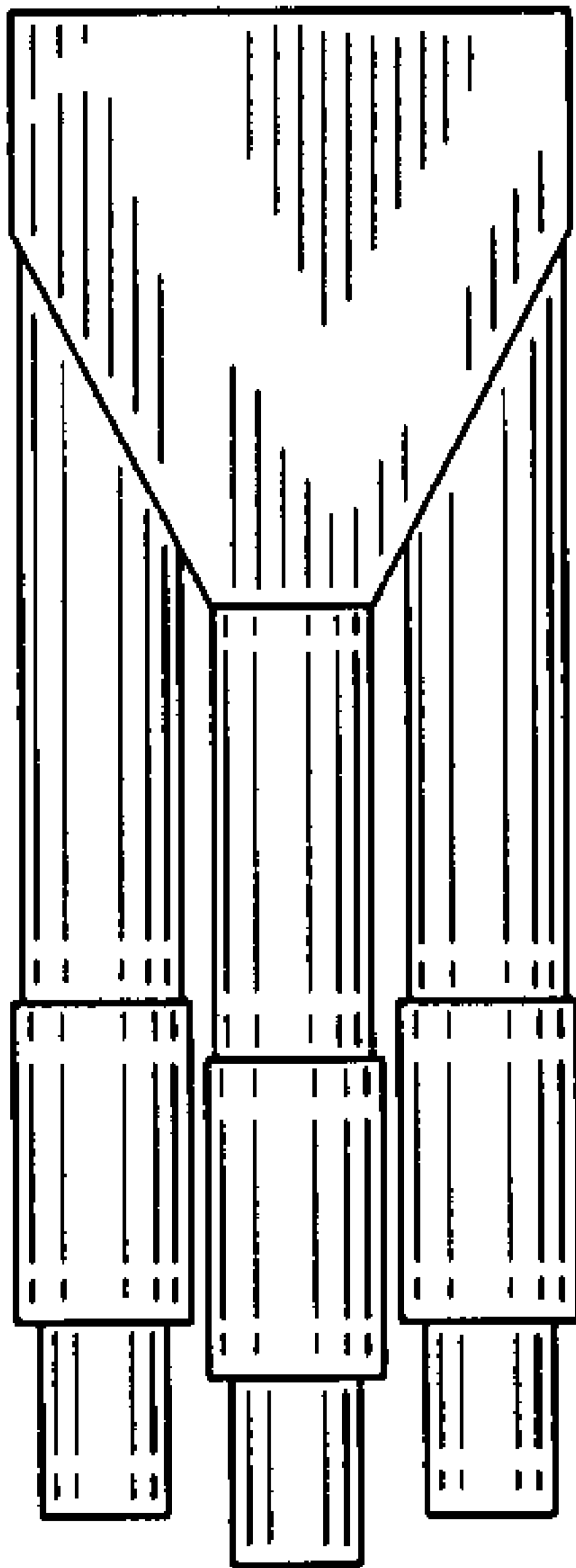


FIG. 2

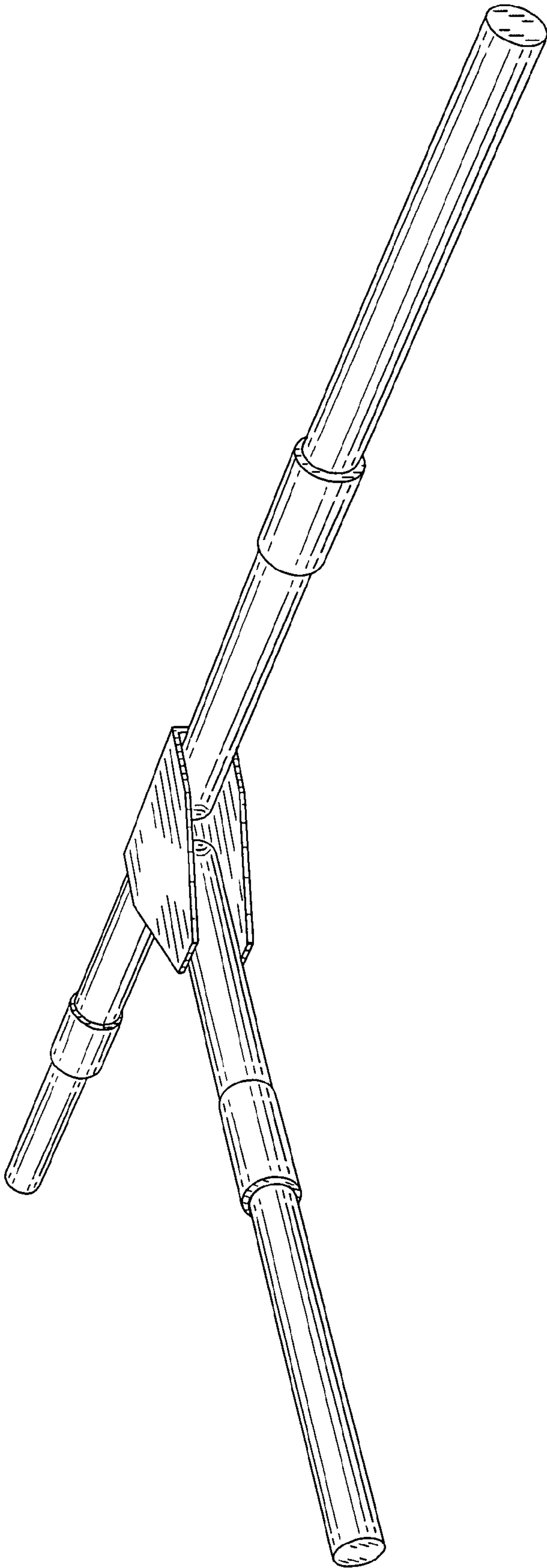


FIG. 3