



US00D568425S

(12) **United States Design Patent**
Oono

(10) **Patent No.:** **US D568,425 S**

(45) **Date of Patent:** **** May 6, 2008**

(54) **SPORTING BALL**

(75) Inventor: **Tomoo Oono**, Hiroshima (JP)

(73) Assignee: **Mikasa Corporation**, Hiroshima (JP)

(**) Term: **14 Years**

(21) Appl. No.: **29/291,169**

(22) Filed: **Aug. 17, 2007**

(30) **Foreign Application Priority Data**

Feb. 19, 2007 (JP) 2007-006839

(51) **LOC (8) Cl.** **21-02**

(52) **U.S. Cl.** **D21/713**

(58) **Field of Classification Search** D21/707-713;
473/569-614

See application file for complete search history.

(56) **References Cited**

U.S. PATENT DOCUMENTS

- D183,637 S * 9/1958 Senne D21/713
- D341,869 S * 11/1993 Louez D21/713
- 5,335,907 A * 8/1994 Spector 473/594
- D369,192 S * 4/1996 Imswiler D21/713
- D369,193 S * 4/1996 Imswiler D21/713

- D416,962 S * 11/1999 Thurman D21/713
- 6,645,100 B2 * 11/2003 Guenther et al. 473/605
- D484,934 S * 1/2004 Chang D21/713
- D498,275 S * 11/2004 Gundra D21/713
- D503,760 S * 4/2005 Chang D21/712

FOREIGN PATENT DOCUMENTS

WO DM/048740 * 8/2004

* cited by examiner

Primary Examiner—Catherine Tuttle

(74) *Attorney, Agent, or Firm*—Chapman and Cutler LLP

(57) **CLAIM**

The ornamental design for a sporting ball, as shown and described.

DESCRIPTION

FIG. 1 is a front view of a sporting ball showing my new design, the rear view thereof being identical with the front view;

FIG. 2 is a top plan view thereof, the bottom plan view of the sporting ball being identical with the top plan view; and,

FIG. 3 is a right side view thereof, the left side view being identical with the right side view.

1 Claim, 1 Drawing Sheet




FIG.1




FIG.2




FIG.3

