



US00D568410S

(12) **United States Design Patent**
Navid et al.

(10) **Patent No.:** **US D568,410 S**

(45) **Date of Patent:** **** May 6, 2008**

(54) **VIDEO GAME CONSOLE COOLING MECHANISM**

(75) Inventors: **Amir Navid**, Sherman Oaks, CA (US);
Herschel Naghi, Los Angeles, CA (US)

(73) Assignee: **NYKO Technologies, Inc.**, Los Angeles, CA (US)

(**) Term: **14 Years**

(21) Appl. No.: **29/275,374**

(22) Filed: **Dec. 21, 2006**

(51) **LOC (8) Cl.** **21-01**

(52) **U.S. Cl.** **D21/333**

(58) **Field of Classification Search** D21/324,
D21/328, 332, 333; D14/496, 356, 432,
D14/433, 217, 219, 224; D23/206, 314,
D23/354, 328, 386; D13/125, 184; 273/148 B;
463/1, 29-37, 46, 47; 361/831, 683-688
See application file for complete search history.

(56) **References Cited**

U.S. PATENT DOCUMENTS

5,888,134	A *	3/1999	McNair, Jr.	454/184
6,522,535	B1 *	2/2003	Helot et al.	361/687
6,908,387	B2 *	6/2005	Hedrick et al.	463/31
7,137,706	B2 *	11/2006	Kawahara et al.	353/57
7,187,546	B2 *	3/2007	Bresniker	361/687
7,245,487	B2 *	7/2007	Yagi et al.	361/695
D551,183	S *	9/2007	Park et al.	D14/125
7,265,812	B2 *	9/2007	Hara et al.	355/30

D552,688	S *	10/2007	Hussaini et al.	D21/333
D554,243	S *	10/2007	Harrod et al.	D23/329
D555,666	S *	11/2007	Hussaini et al.	D14/496
D556,777	S *	12/2007	Hussaini et al.	D14/496
2006/0120041	A1 *	6/2006	Chen	361/695

* cited by examiner

Primary Examiner—Prabhakar Deshmukh

(74) *Attorney, Agent, or Firm*—Christie, Parker & Hale, LLP.

(57) **CLAIM**

The ornamental design for video game console cooling mechanism, as shown and described.

DESCRIPTION

FIG. 1 is a perspective view of a video game console cooling mechanism showing our new design;

FIG. 2 is a front elevational view thereof;

FIG. 3 is a top plan view thereof;

FIG. 4 is a left side elevational view thereof;

FIG. 5 is a perspective view of a second embodiment of FIG. 1;

FIG. 6 is a front elevational view thereof;

FIG. 7 is a top plan view thereof; and,

FIG. 8 is a left side elevational view thereof.

The broken lines are for illustrative purpose only and form no part of the claimed design.

1 Claim, 8 Drawing Sheets

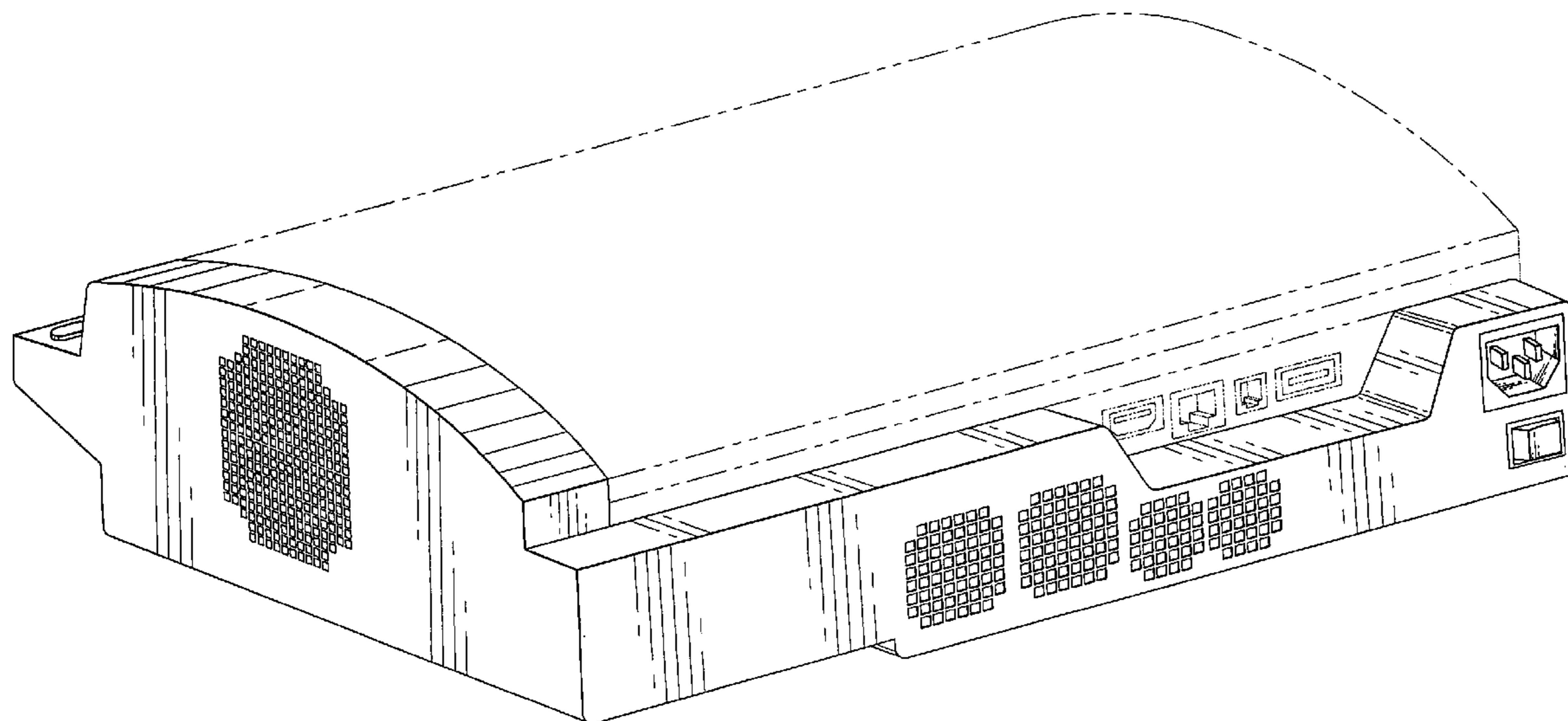


FIG. 1

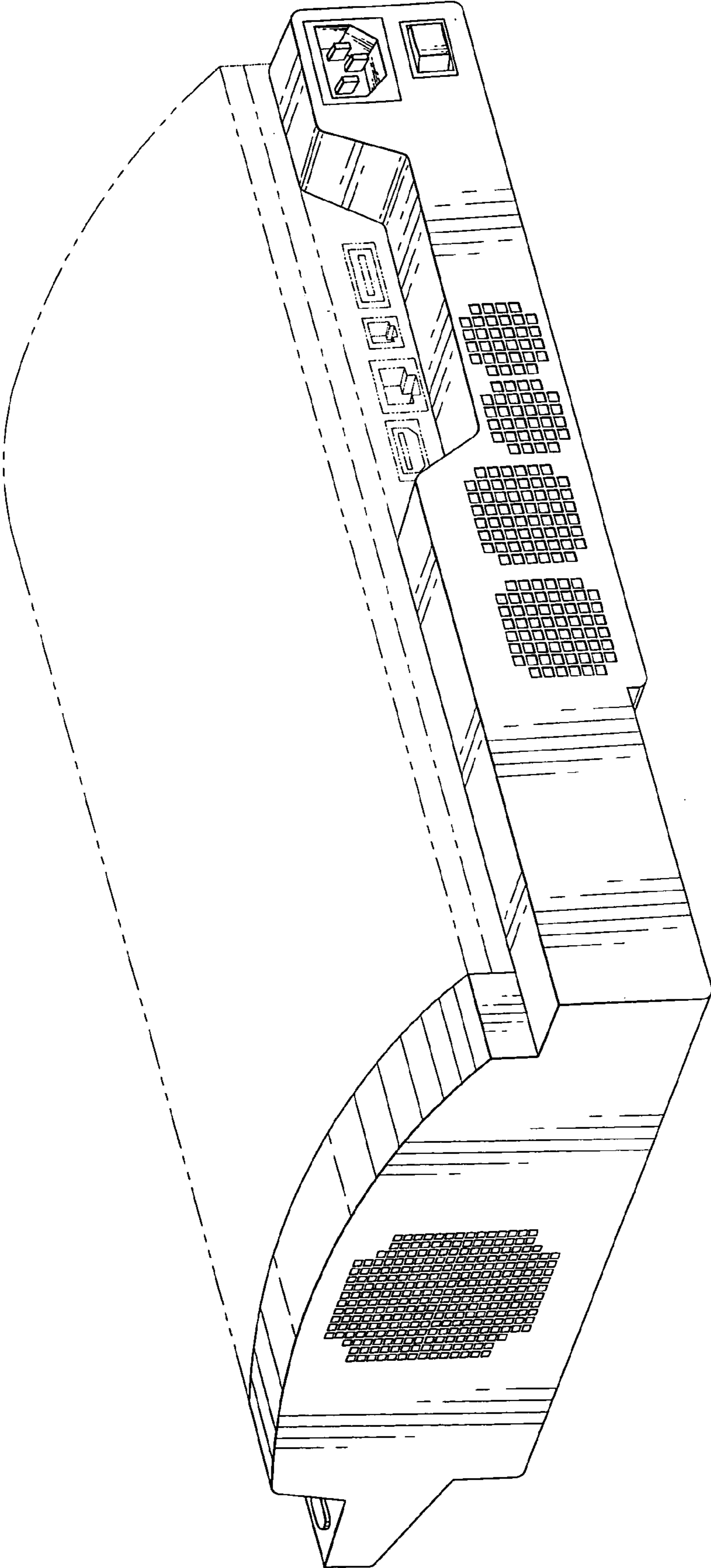


FIG. 2

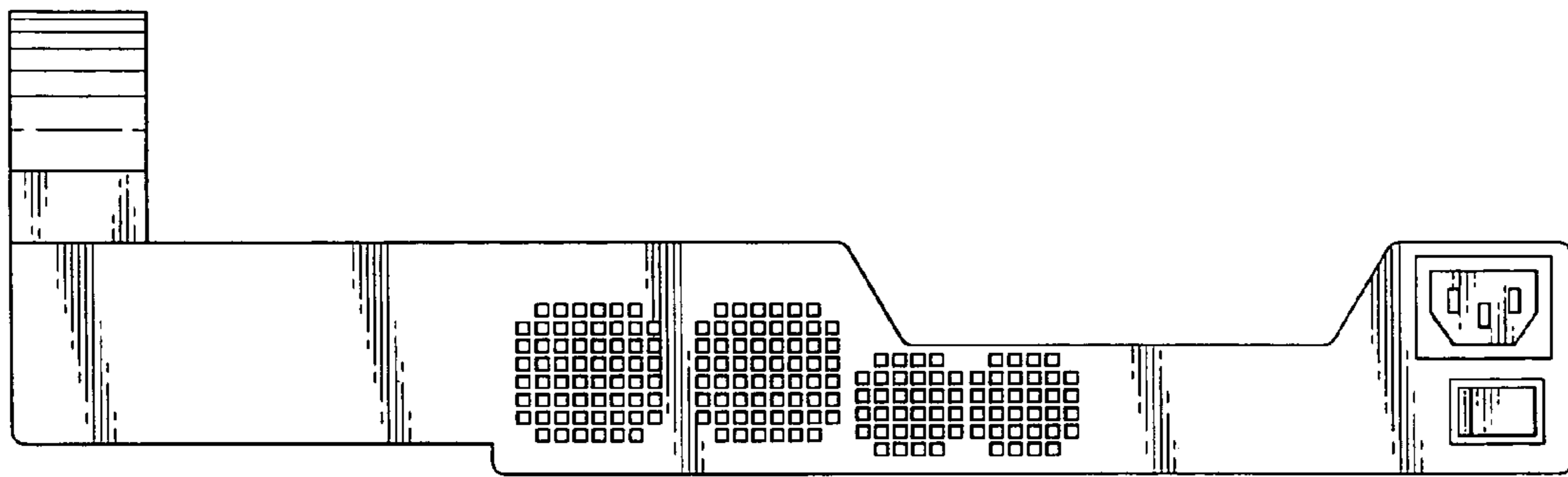


FIG. 3




FIG. 4

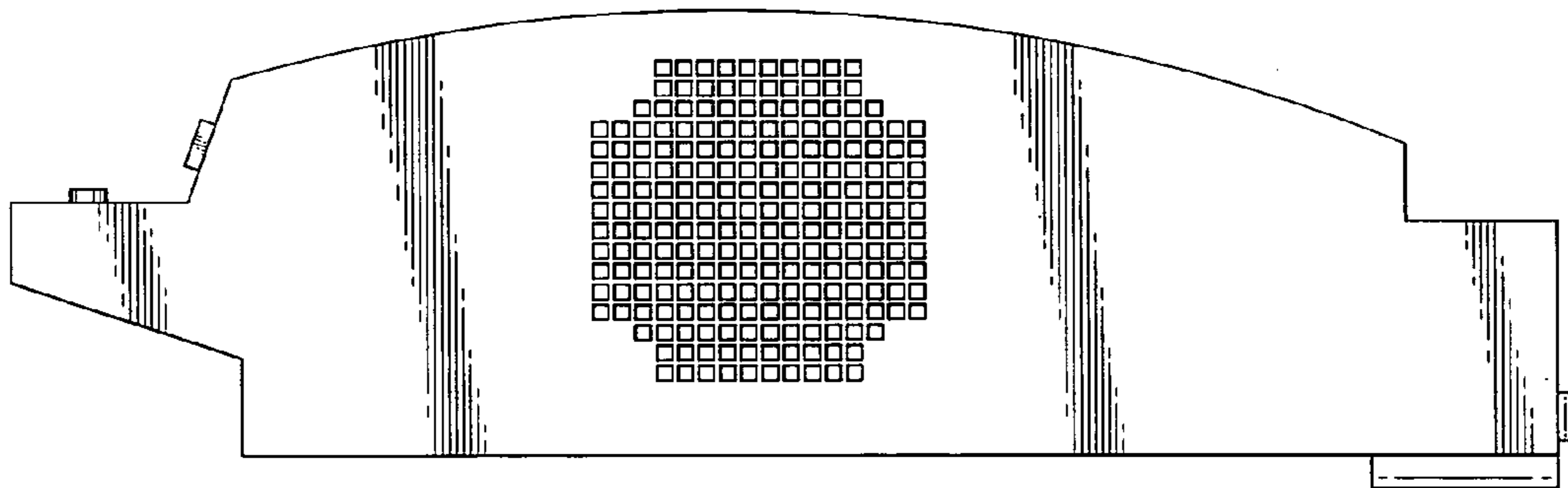


FIG. 5

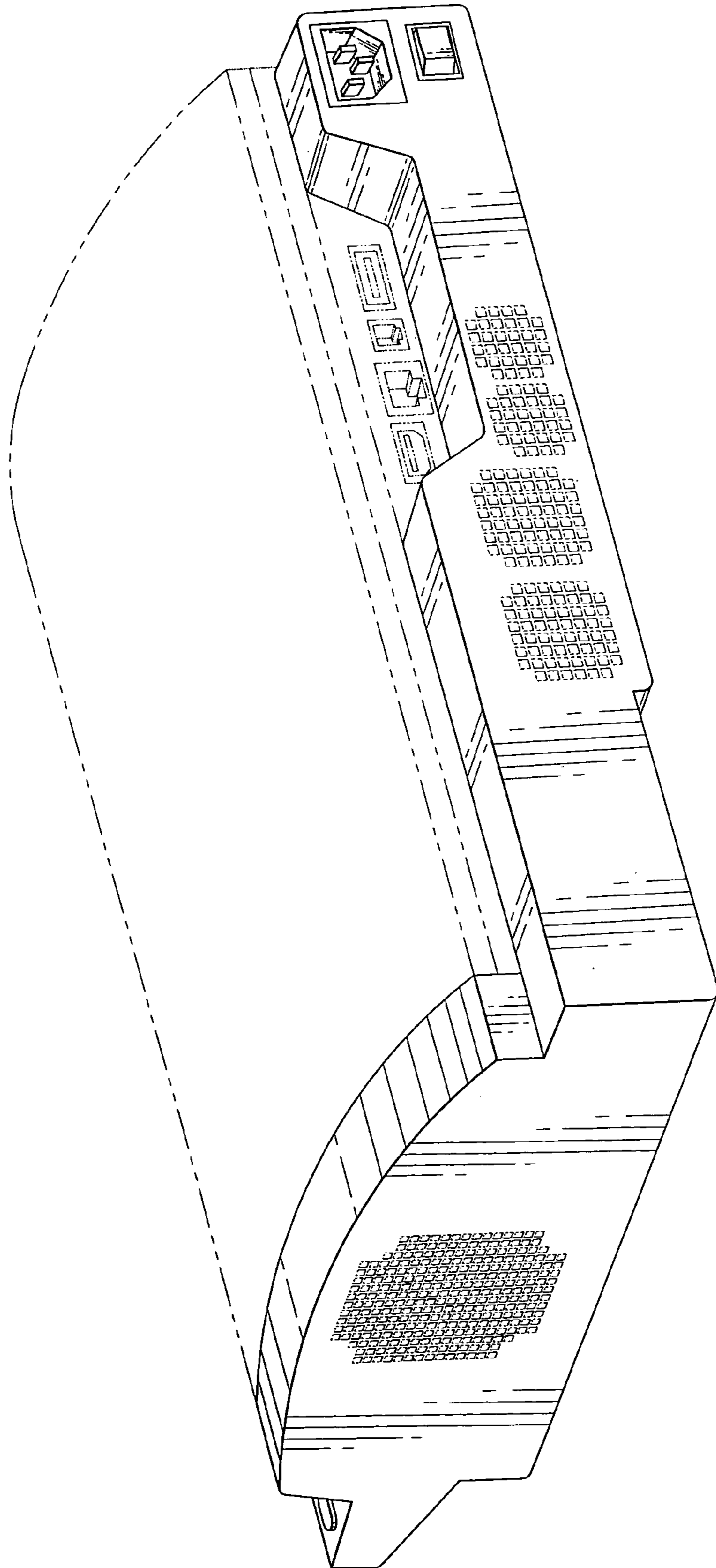


FIG. 6

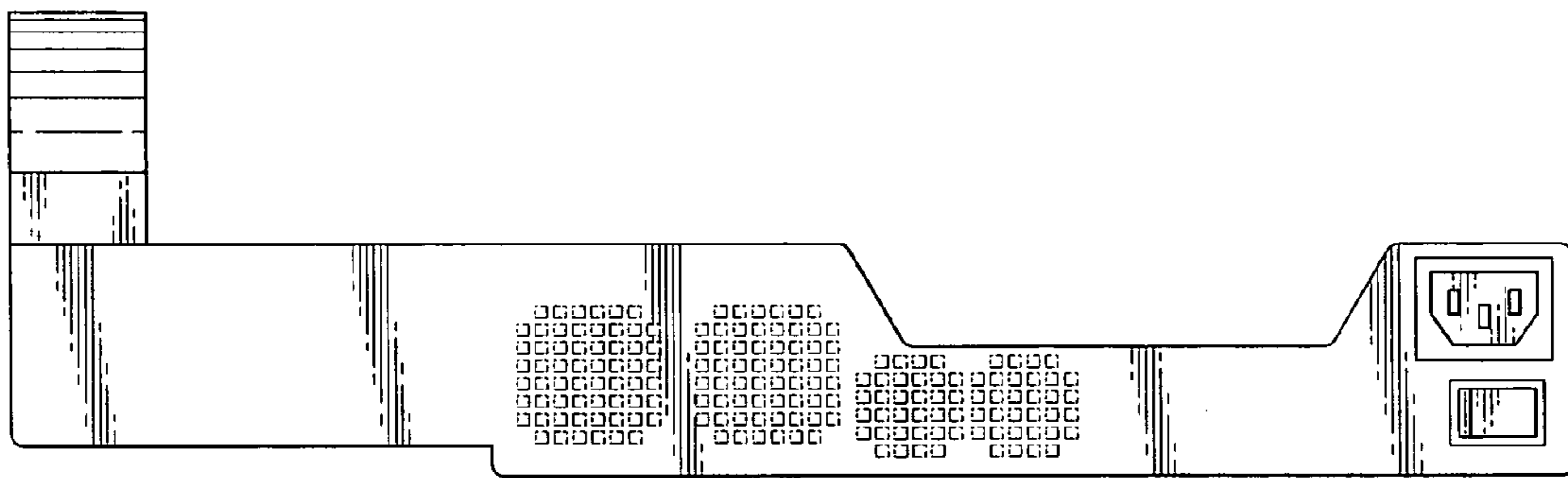


FIG. 7

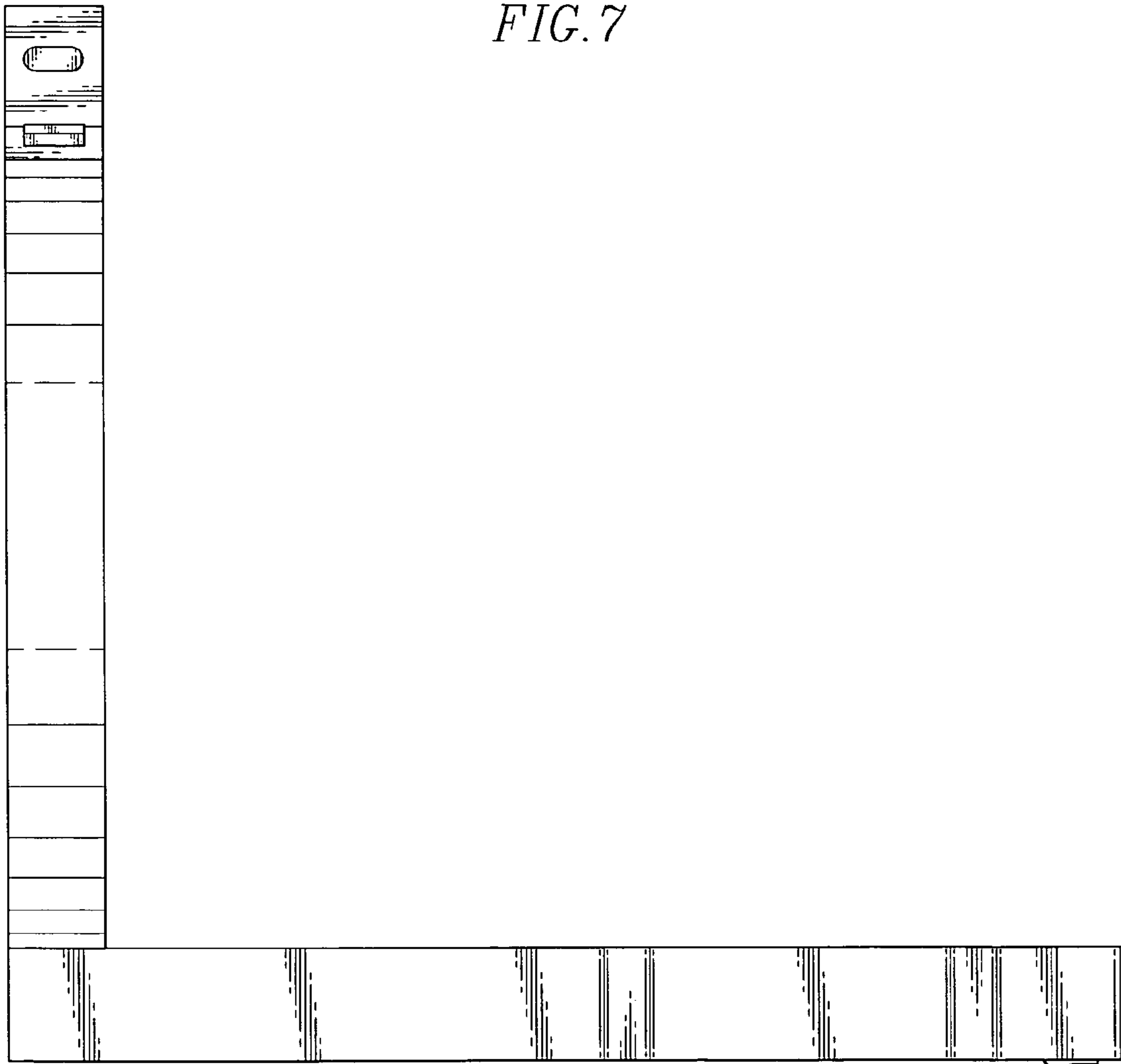


FIG. 8

