

US00D568405S

(12) **United States Design Patent**  
**Kealy**

(10) **Patent No.:** **US D568,405 S**

(45) **Date of Patent:** **\*\* May 6, 2008**

(54) **LABEL**

(75) Inventor: **Patrick Kealy**, Dublin (IE)

(73) Assignee: **Loctite (R&D) Limited**, Dublin (IE)

(\*\*) Term: **14 Years**

(21) Appl. No.: **29/248,228**

(22) Filed: **Aug. 4, 2006**

(30) **Foreign Application Priority Data**

Feb. 26, 2006 (EP) ..... 000474903-0001

(51) **LOC (8) Cl.** ..... **19-08**

(52) **U.S. Cl.** ..... **D20/27**

(58) **Field of Classification Search** ..... D20/10,  
D20/11, 22, 23, 27, 28, 40, 42, 43, 99; 40/124.01,  
40/124.07, 124.09, 129.11, 299.01, 328, 359,  
40/360, 594, 638, 642.01, 642.02, 645, 662,  
40/665, 672, 673; 283/56, 71, 81; D19/9;  
24/20 R, 690; D9/415, 457; 206/6.1

See application file for complete search history.

(56) **References Cited**

**U.S. PATENT DOCUMENTS**

D28,619 S \* 5/1898 McFadden ..... D20/22  
1,298,268 A \* 3/1919 Wallin ..... 40/665  
1,406,390 A \* 2/1922 Jasgur ..... 24/690  
1,411,902 A \* 4/1922 Berger ..... 24/20 R

2,181,977 A \* 12/1939 Magovern ..... 40/645  
D335,897 S \* 5/1993 Huckeba ..... D20/22  
D373,307 S \* 9/1996 Menaged ..... D9/415  
D394,675 S \* 5/1998 Haas et al. .... D20/27  
D395,923 S \* 7/1998 Ely ..... D20/28  
6,073,758 A \* 6/2000 Webster et al. .... 206/6.1  
D517,917 S \* 3/2006 Sethi et al. .... D9/457  
D543,102 S \* 5/2007 Ashby et al. .... D9/415  
2005/0166439 A1 \* 8/2005 Ludlow et al. .... 40/665

**FOREIGN PATENT DOCUMENTS**

GB 2047531 A \* 12/1980

\* cited by examiner

*Primary Examiner*—Janice E. Seeger

*Assistant Examiner*—Mary Ann Calabrese

(74) *Attorney, Agent, or Firm*—Steven C. Bauman

(57) **CLAIM**

What is claimed is the ornamental design for a label, substantially as shown.

**DESCRIPTION**


FIG. 1 depicts a front elevation view of the present design;

FIG. 2 depicts a right side elevation view of the present design;

FIG. 3 depicts a top plan view of the present design; and,

FIG. 4 depicts a perspective view of the present design.

**1 Claim, 4 Drawing Sheets**






FIG. 1



FIG. 2




FIG. 3

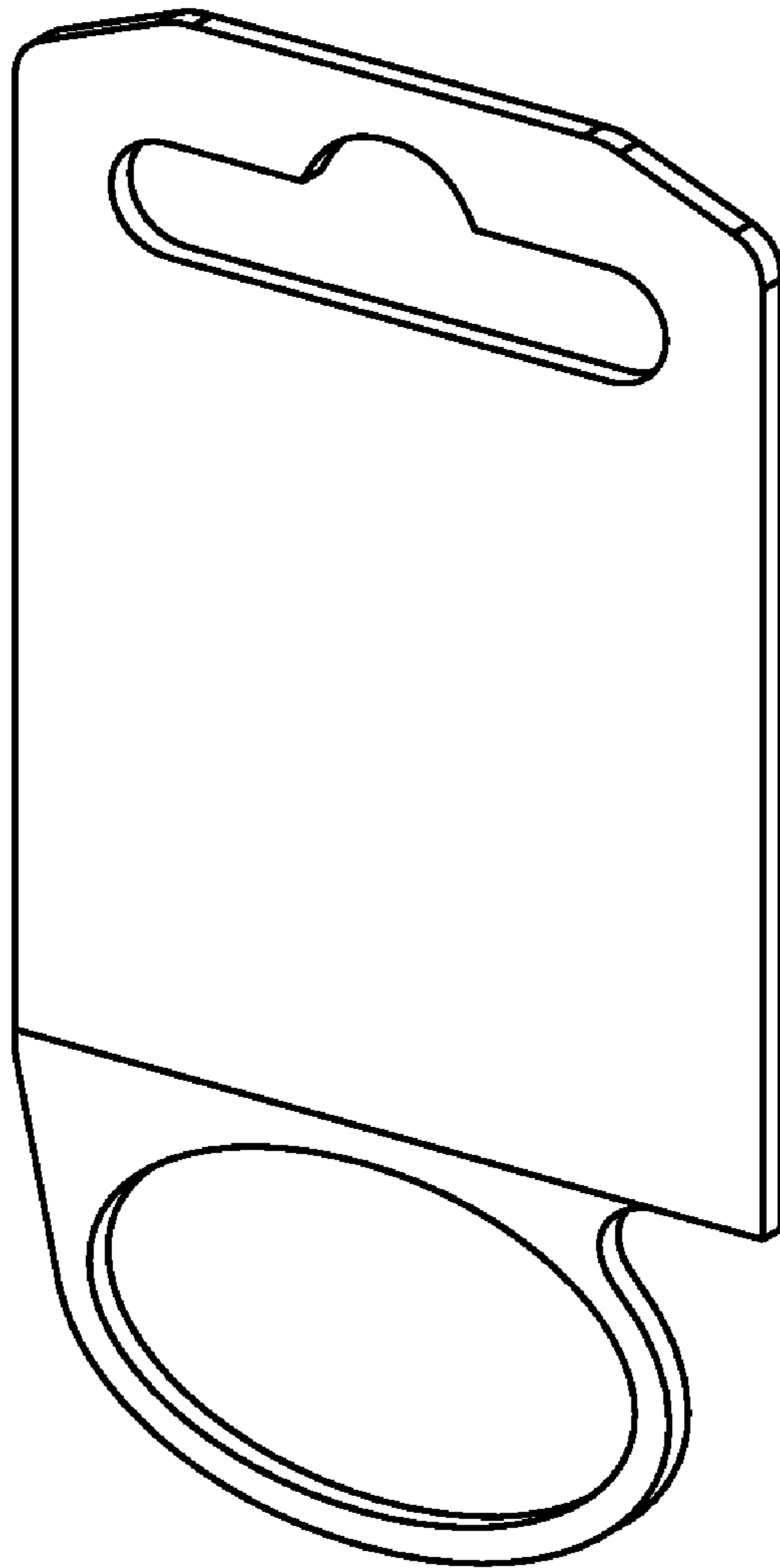


FIG. 4