



US00D568394S

(12) **United States Design Patent**  
**Maruyama**

(10) **Patent No.:** **US D568,394 S**

(45) **Date of Patent:** **\*\* May 6, 2008**

(54) **STYLUS PEN**

(75) Inventor: **Kazuhiro Maruyama**, Kyoto (JP)

(73) Assignee: **Nintendo Co., Ltd.**, Kyoto (JP)

(\*\*) Term: **14 Years**

(21) Appl. No.: **29/270,707**

(22) Filed: **Jan. 3, 2007**

(30) **Foreign Application Priority Data**

Nov. 2, 2006 (JP) ..... 2006-030040

(51) **LOC (8) Cl.** ..... **19-06**

(52) **U.S. Cl.** ..... **D19/55; D14/411**

(58) **Field of Classification Search** ..... D19/35,  
D19/36, 41-51, 53-57; 24/11 R, 11 F, 11 P;  
401/52, 99, 100, 104, 105, 106, 107, 108,  
401/109, 192, 195, 196; D14/411; 345/179  
See application file for complete search history.

(56) **References Cited**

U.S. PATENT DOCUMENTS

- D160,436 S \* 10/1950 Seibert ..... D19/49
- D188,970 S \* 10/1960 Morris ..... D19/58
- 4,526,547 A \* 7/1985 Rusk ..... 434/166
- D298,439 S \* 11/1988 Rusk ..... D19/55
- 4,832,604 A \* 5/1989 Rusk ..... 434/166
- D328,759 S \* 8/1992 Pozil et al. .... D19/55
- 5,470,162 A \* 11/1995 Rubin ..... 401/6

- D373,143 S \* 8/1996 Jagger ..... D19/55
- D377,947 S \* 2/1997 Ladner ..... D19/36
- D396,059 S \* 7/1998 Plantz et al. .... D19/55
- D432,168 S \* 10/2000 Provda ..... D19/55
- 6,344,848 B1 \* 2/2002 Rowe et al. .... 345/179
- 6,871,767 B2 \* 3/2005 Perlman et al. .... 224/269
- D530,372 S 10/2006 Sugino et al.
- D553,188 S \* 10/2007 DaBoll ..... D19/41

\* cited by examiner

*Primary Examiner*—Elizabeth A. Albert

(74) *Attorney, Agent, or Firm*—Nixon & Vanderhye, PC

(57) **CLAIM**

The ornamental design for a stylus pen, as shown and described.

**DESCRIPTION**

FIG. 1 is a front, top and right perspective view of a stylus pen showing my new design;

FIG. 2 is a rear, bottom and left perspective view thereof;

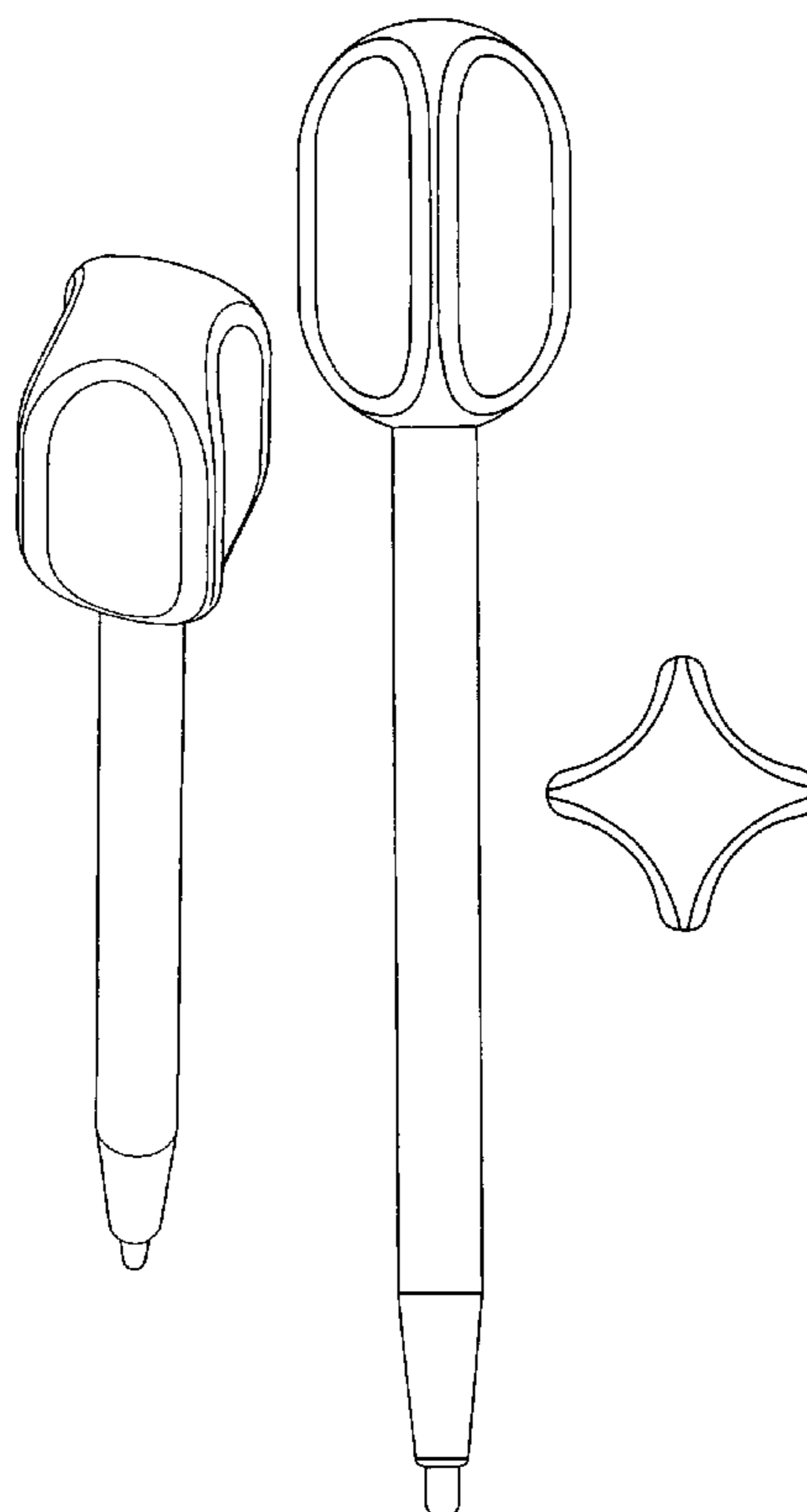
FIG. 3 is a front view thereof, a rear view being a mirror image thereof;

FIG. 4 is a right side view thereof, a left side view being a mirror image thereof;

FIG. 5 is a top plan view thereof; and,

FIG. 6 is a bottom plan view thereof.

**1 Claim, 2 Drawing Sheets**






FIG. 2

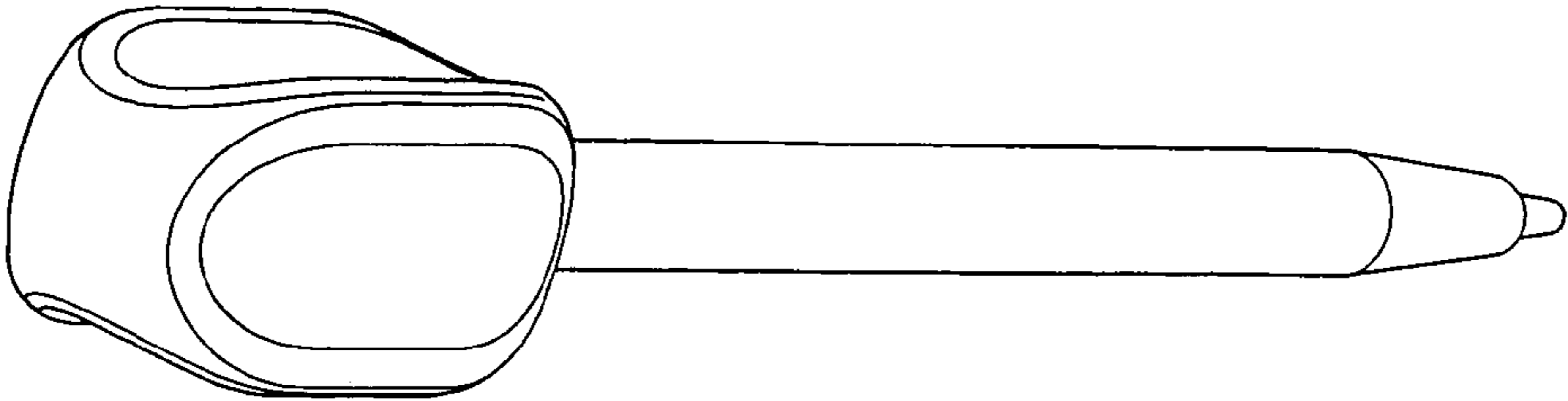


FIG. 1

FIG. 3

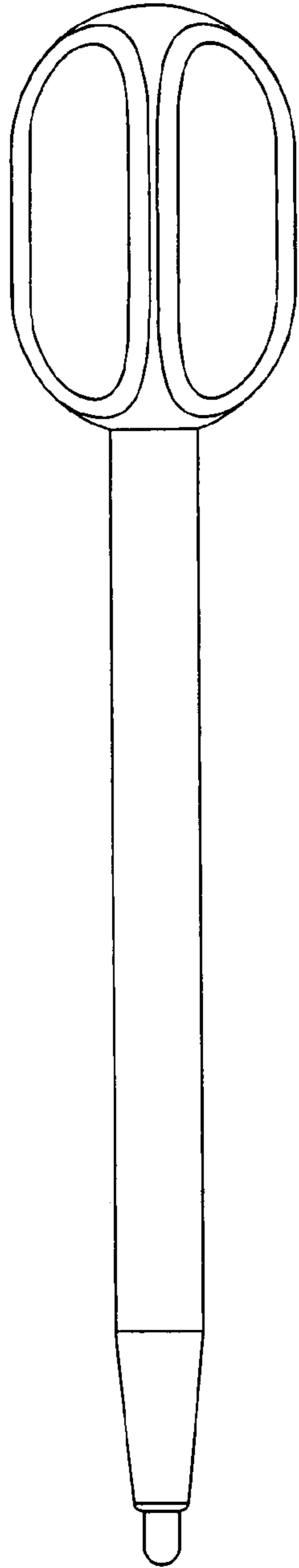


FIG. 4

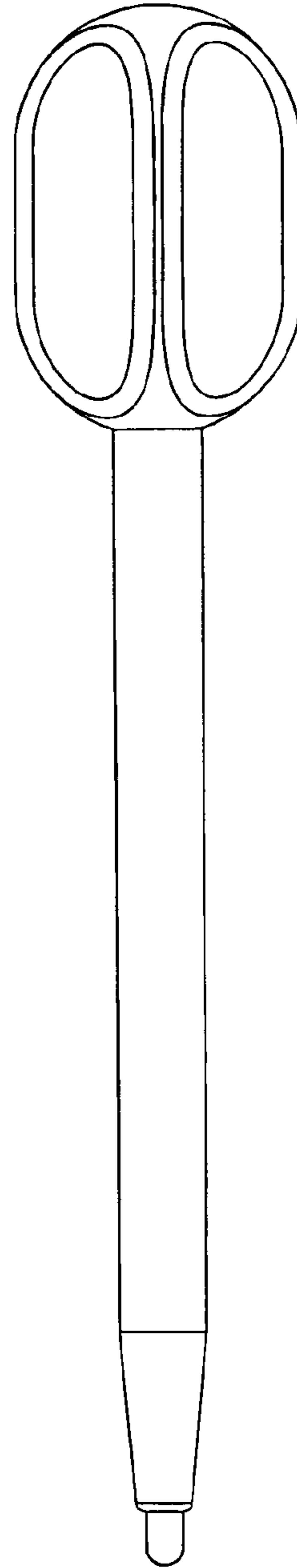


FIG. 5

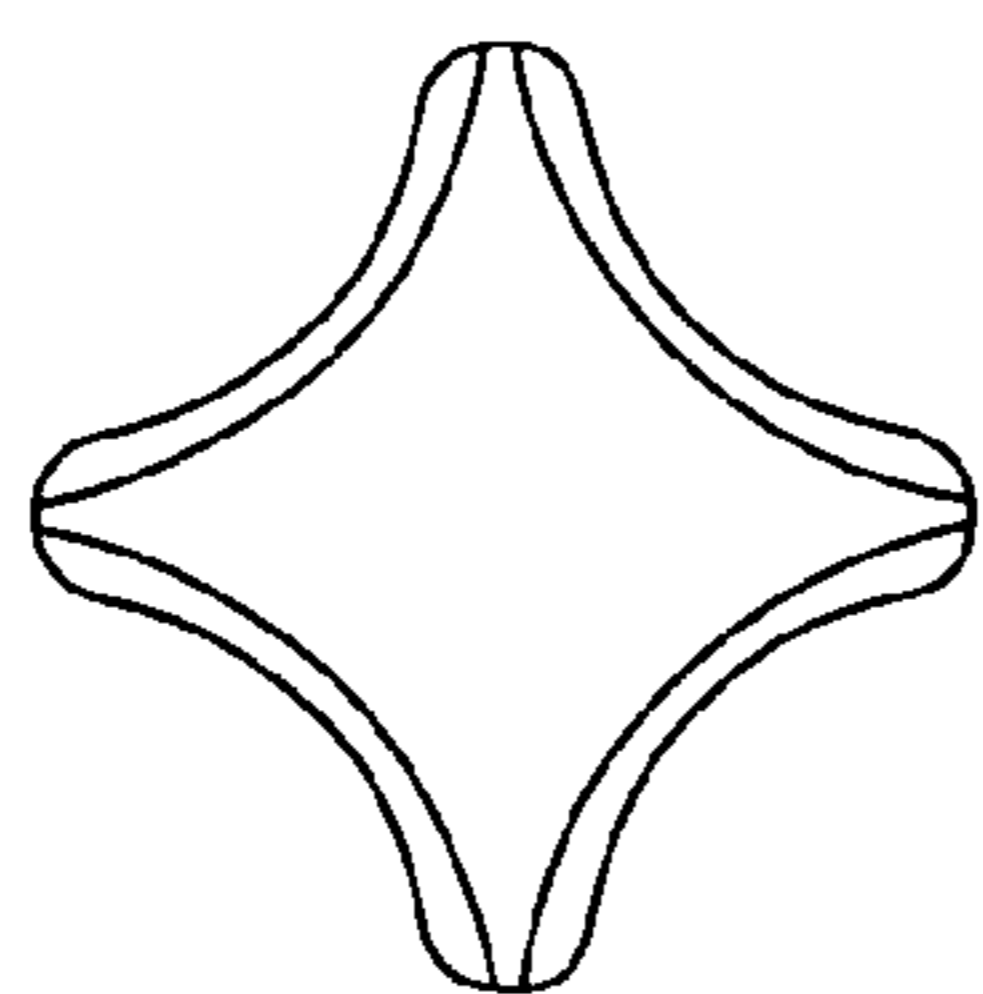


FIG. 6

