



US00D568375S

(12) **United States Design Patent**
Campos

(10) **Patent No.:** **US D568,375 S**

(45) **Date of Patent:** **** May 6, 2008**

(54) **GUITAR**

D469,798 S * 2/2003 Scarborough D17/19
D528,583 S * 9/2006 Harrington D17/20

(76) Inventor: **Stephen Campos**, 3309 Old Dalton Rd., Rome, GA (US) 30165

FOREIGN PATENT DOCUMENTS

(**) Term: **14 Years**

FR 2687827 A1 * 8/1993

* cited by examiner

(21) Appl. No.: **29/291,765**

Primary Examiner—Ian Simmons
Assistant Examiner—R. Johnson

(22) Filed: **Sep. 14, 2007**

(51) **LOC (8) Cl.** **17-03**

(57) **CLAIM**

(52) **U.S. Cl.** **D17/14; D17/19**

The ornamental design for a guitar, as shown and described.

(58) **Field of Classification Search** D17/14,
D17/18, 19, 20; 84/7, 11, 173, 267–269,
84/290–293, 718, DIG. 24

DESCRIPTION

See application file for complete search history.

FIG. 1 is a front perspective view of a guitar showing my new design;

(56) **References Cited**

FIG. 2 is a front elevational view thereof;

U.S. PATENT DOCUMENTS

FIG. 3 is a left side elevational view thereof;

1,275,667	A *	8/1918	Ferretti	84/296
2,414,238	A *	1/1947	Osburn	84/275
D161,075	S *	12/1950	Alkire	D17/19
2,535,252	A *	12/1950	Alkire	84/267
D213,022	S *	12/1968	Rossmeisl	D17/14
D217,392	S *	4/1970	Murphy	D17/19
4,132,143	A *	1/1979	Stone	84/314 R
D272,543	S *	2/1984	Armin	D17/17
D344,534	S *	2/1994	Howe	D17/20
D441,391	S *	5/2001	Cronos et al.	D17/14

FIG. 4 is a rear elevational view thereof;

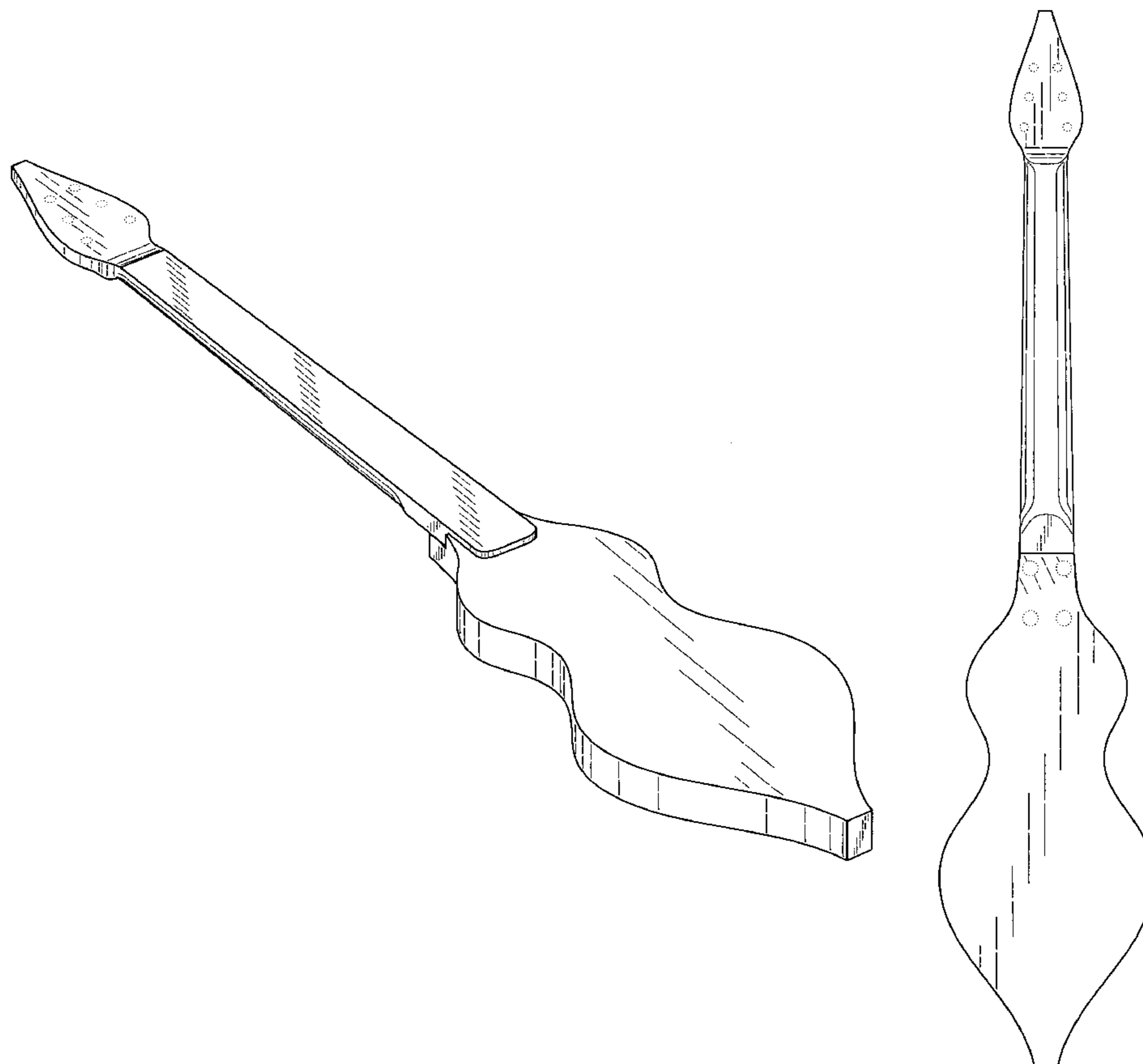
FIG. 5 is a right side elevational view thereof;

FIG. 6 is an enlarged top plan view thereof; and,

FIG. 7 is an enlarged bottom plan view thereof.

The broken lines shown in the figures illustrate the environment only and do not form part of the claimed design.

1 Claim, 4 Drawing Sheets



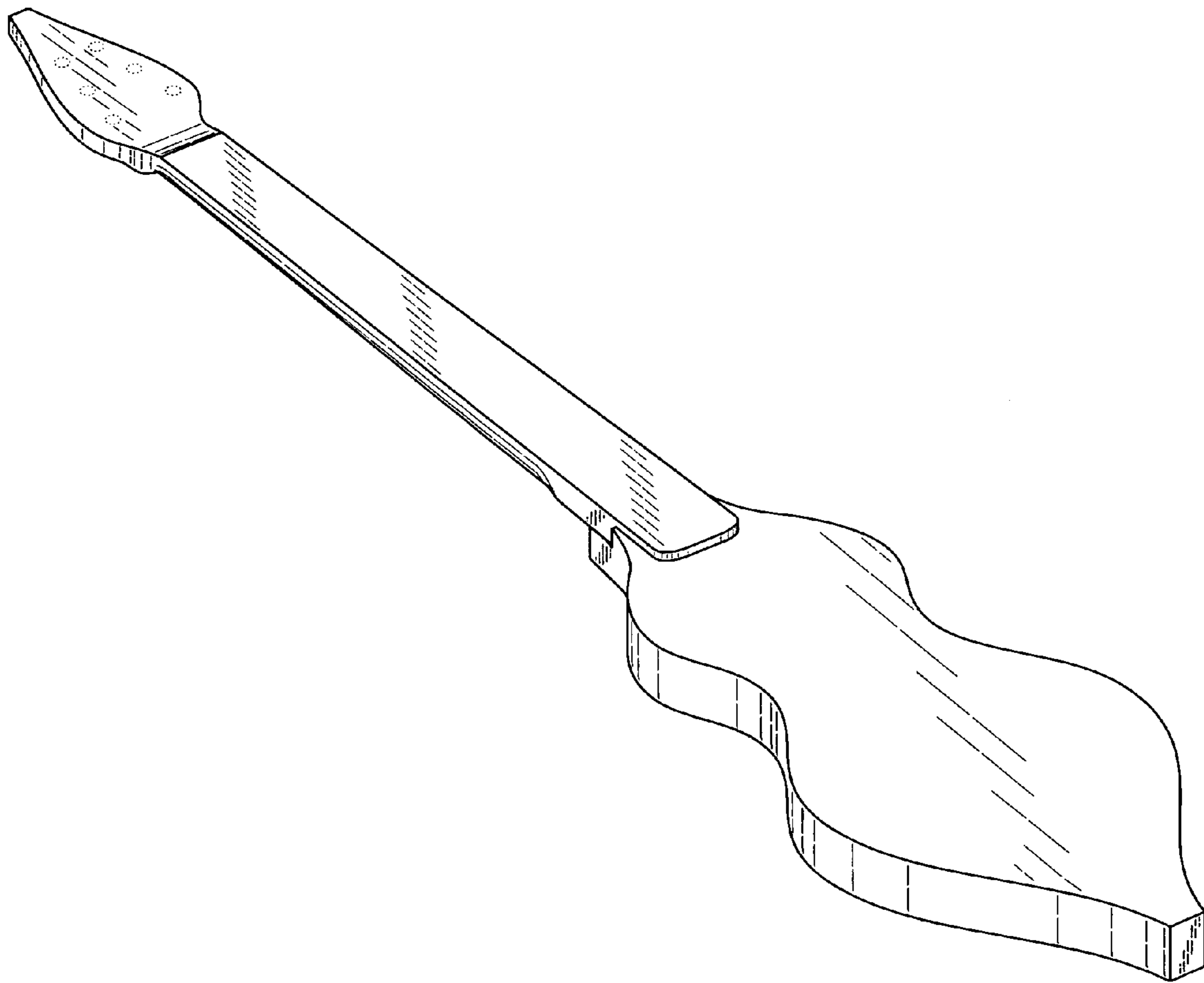


Fig. 1

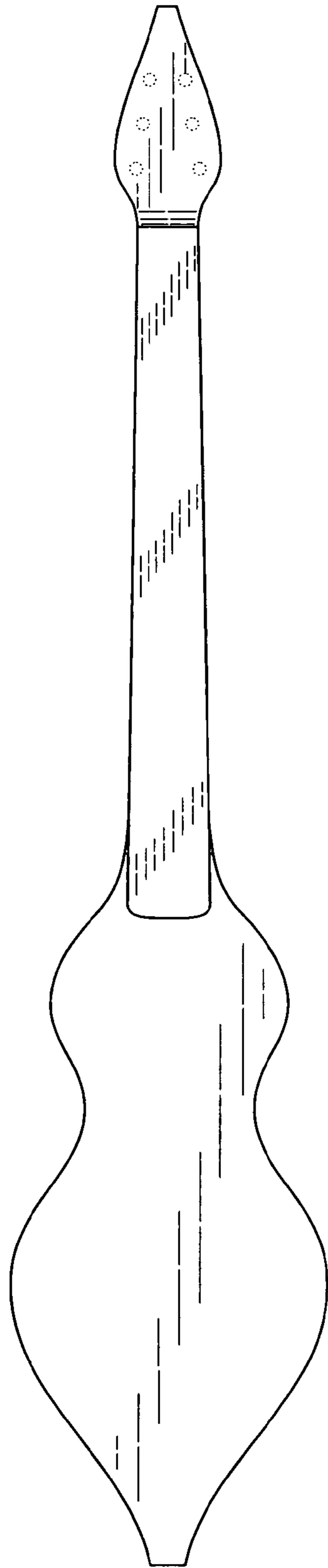


Fig. 2



Fig. 3

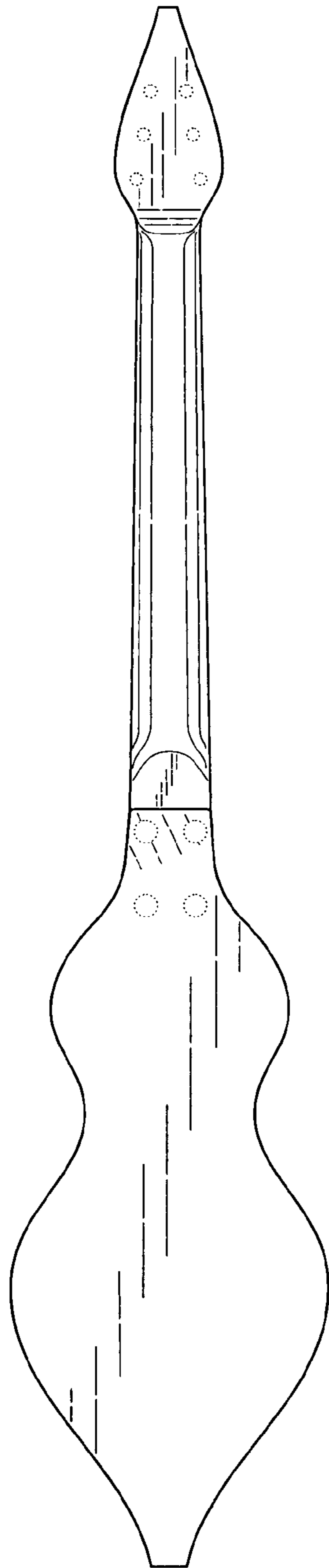


Fig. 4

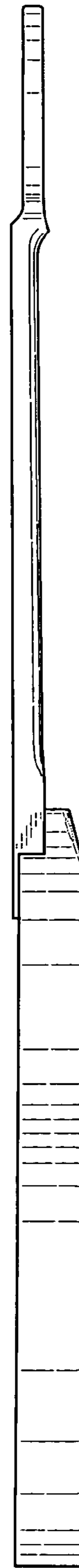


Fig. 5

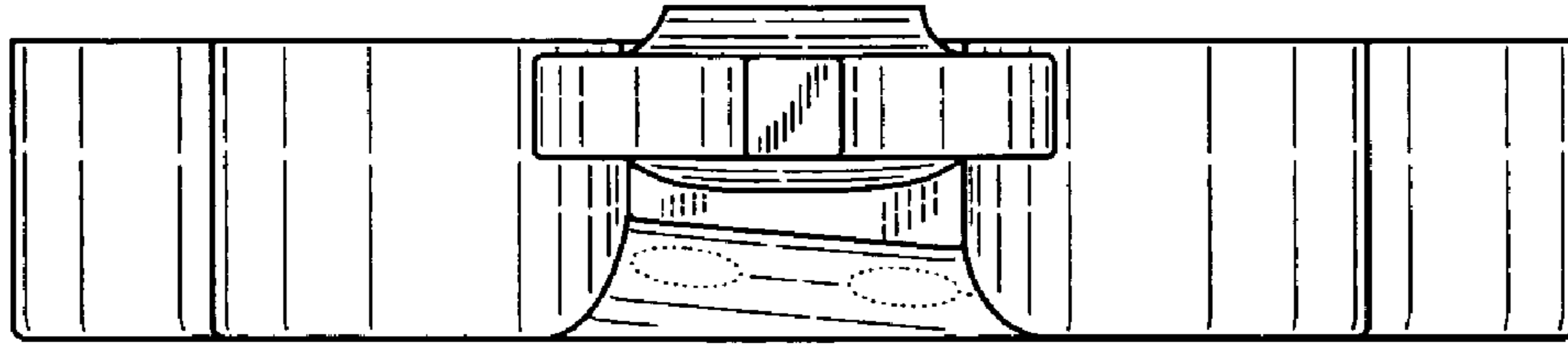


Fig. 6

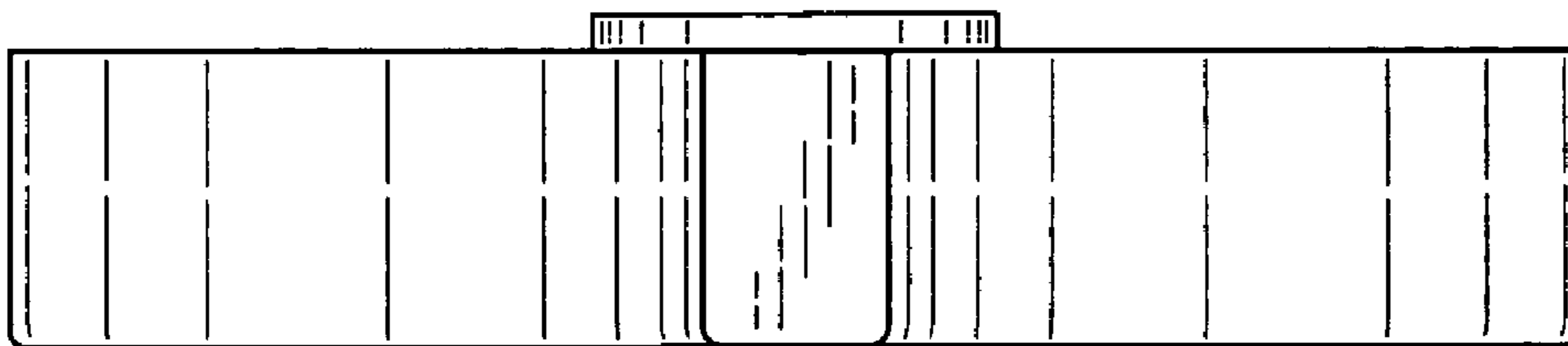


Fig. 7