

US00D568373S

(12) **United States Design Patent**  
**Suzuki**

(10) **Patent No.:** **US D568,373 S**

(45) **Date of Patent:** **\*\* May 6, 2008**

(54) **ELECTRONIC KEYBOARD INSTRUMENT**

(75) Inventor: **Toshihide Suzuki**, Hamamatsu (JP)

(73) Assignee: **Yamaha Corporation**, Hamamatsu-shi (JP)

(\*\*) Term: **14 Years**

(21) Appl. No.: **29/283,383**

(22) Filed: **Aug. 13, 2007**

(30) **Foreign Application Priority Data**

Apr. 13, 2007 (JP) ..... 2007-009897

(51) **LOC (8) Cl.** ..... **17-03**

(52) **U.S. Cl.** ..... **D17/1**

(58) **Field of Classification Search** ..... D2/1,  
D2/2, 7; 84/13, 17, 172, 174, 423 R, 719,  
84/720, 743-745

See application file for complete search history.

(56) **References Cited**

**U.S. PATENT DOCUMENTS**

D305,772 S *	1/1990	Kitsuyu	.....	D17/1
D312,265 S *	11/1990	Naito	.....	D17/1
D319,248 S *	8/1991	Mine	.....	D17/1
D326,107 S *	5/1992	Amiya	.....	D17/1
D345,369 S *	3/1994	Ito	.....	D17/1

D346,617 S *	5/1994	Oki	.....	D17/1
D348,279 S *	6/1994	Nakada	.....	D17/1
D404,059 S *	1/1999	Miura et al.	.....	D17/1
D417,884 S *	12/1999	Katsumata	.....	D17/1
D546,374 S *	7/2007	Saito	.....	D17/1
D555,710 S *	11/2007	Suzuki	.....	D17/1

\* cited by examiner

*Primary Examiner*—Ian Simmons

*Assistant Examiner*—R. Johnson

(74) *Attorney, Agent, or Firm*—Sughrue Mion, PLLC

(57) **CLAIM**

The ornamental design for an electronic keyboard instrument, as shown.

**DESCRIPTION**

FIG. 1 is a perspective view of the top, front and left side of an electronic keyboard instrument showing my new design;

FIG. 2 is a top plan view thereof;

FIG. 3 is a front elevational view thereof;

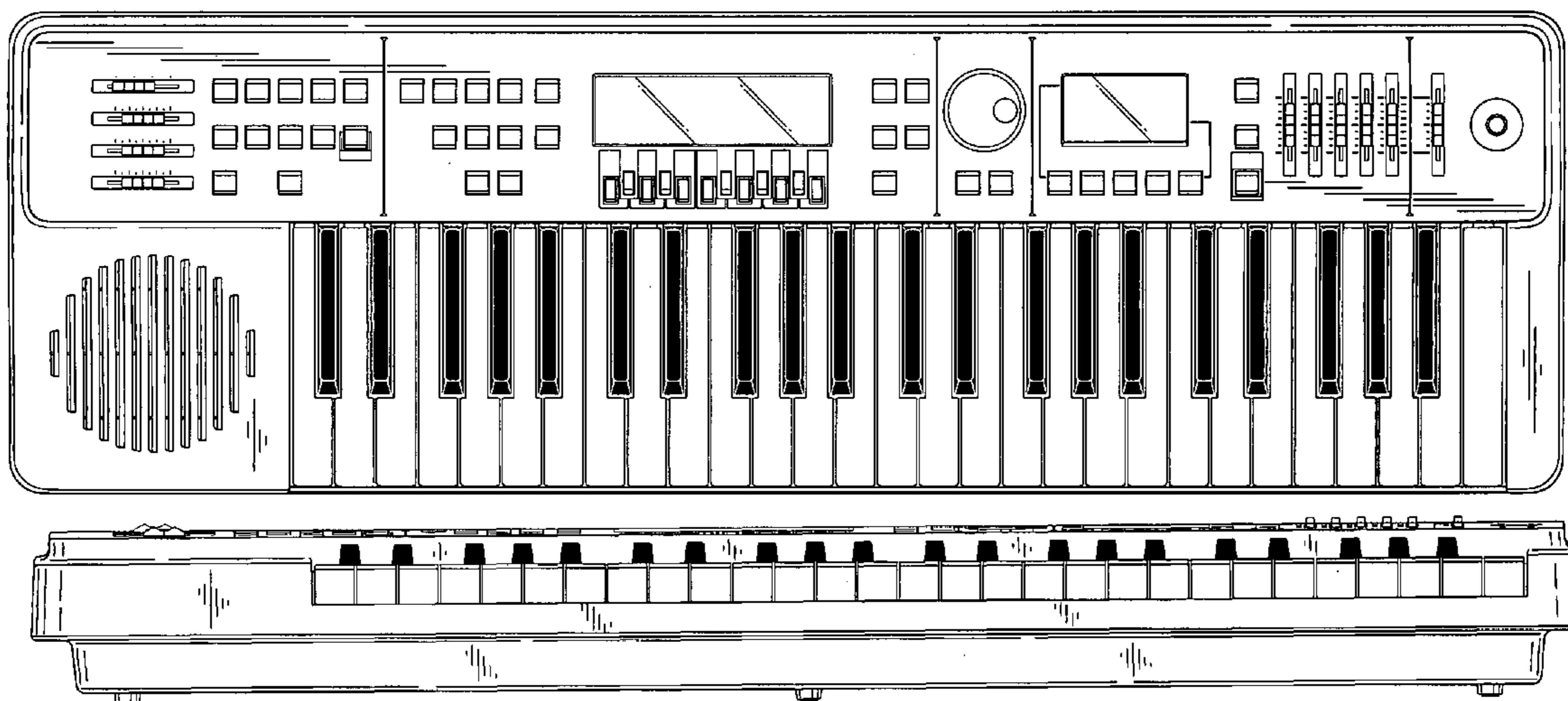
FIG. 4 is a rear elevational view thereof;

FIG. 5 is a left side elevational view thereof;

FIG. 6 is a right side elevational view thereof; and,

FIG. 7 is a bottom plan view thereof.

**1 Claim, 5 Drawing Sheets**



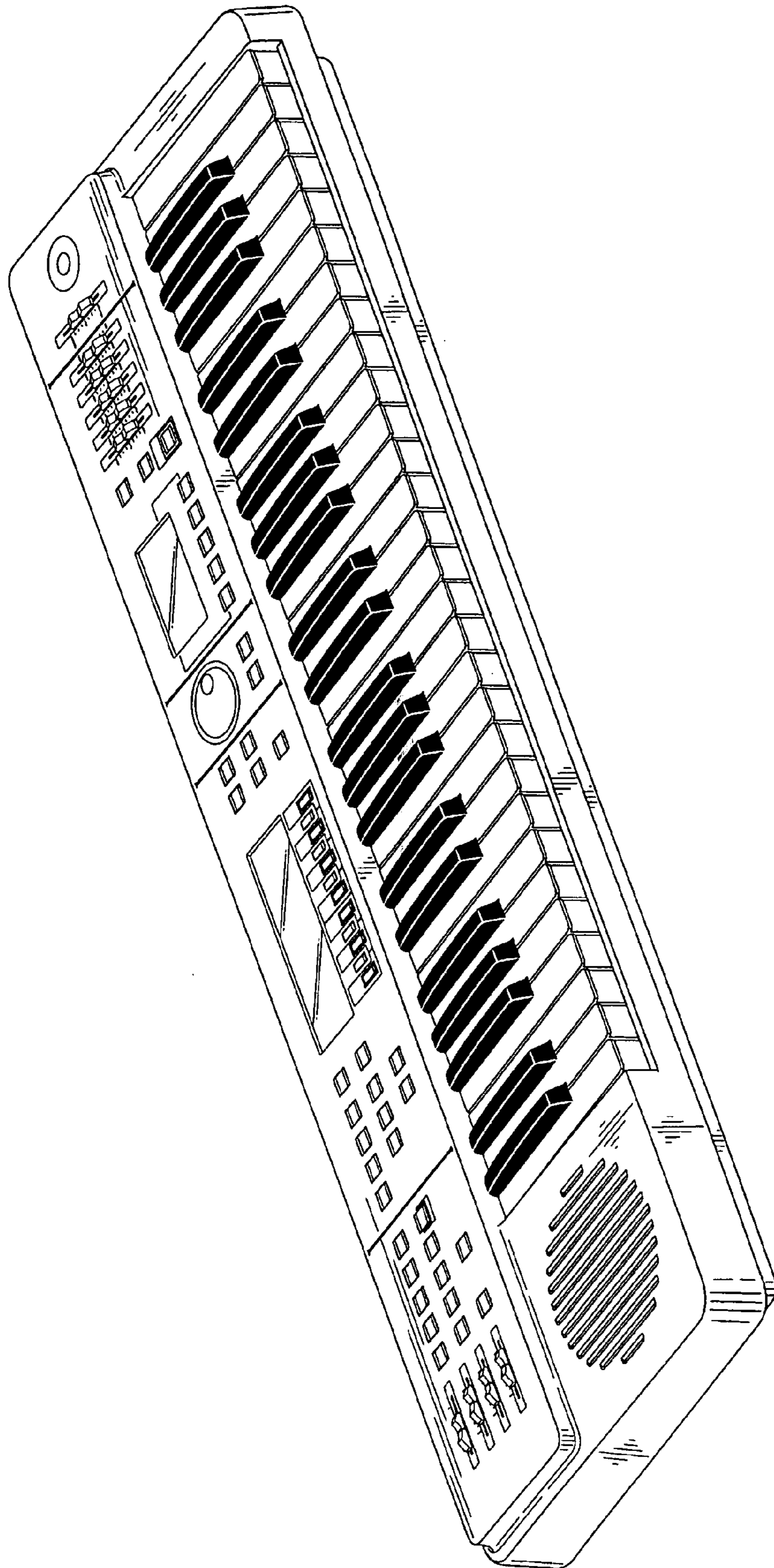


FIG. 1

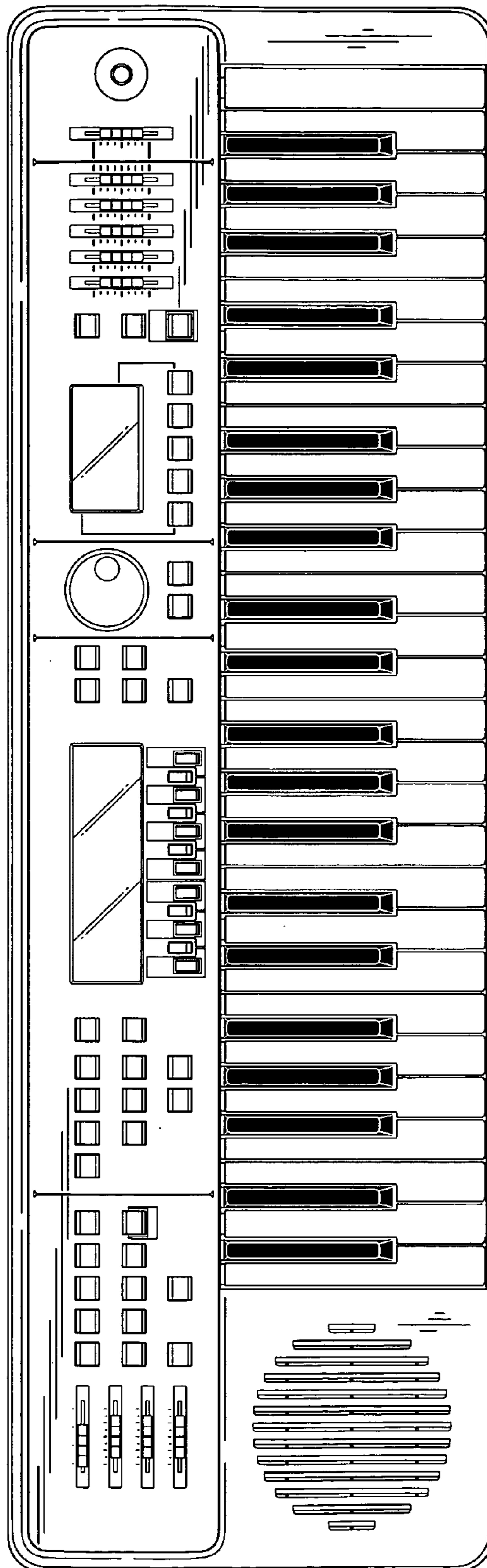


FIG. 2

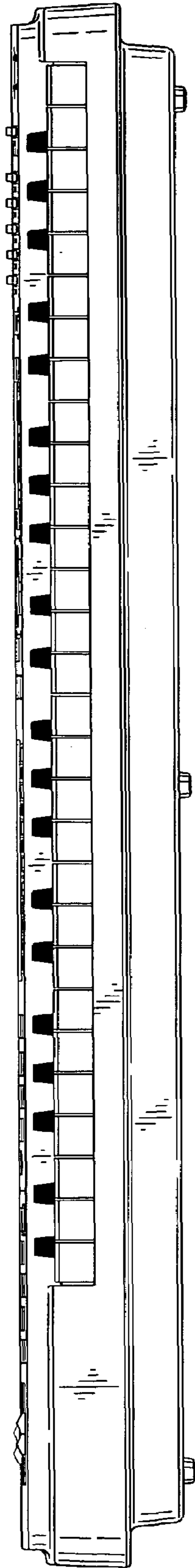


FIG. 3

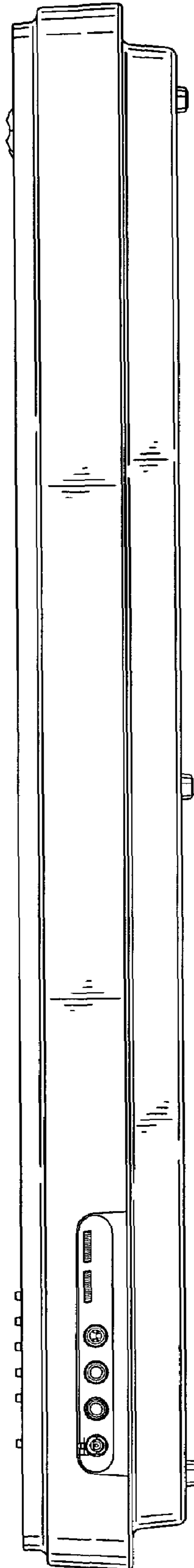
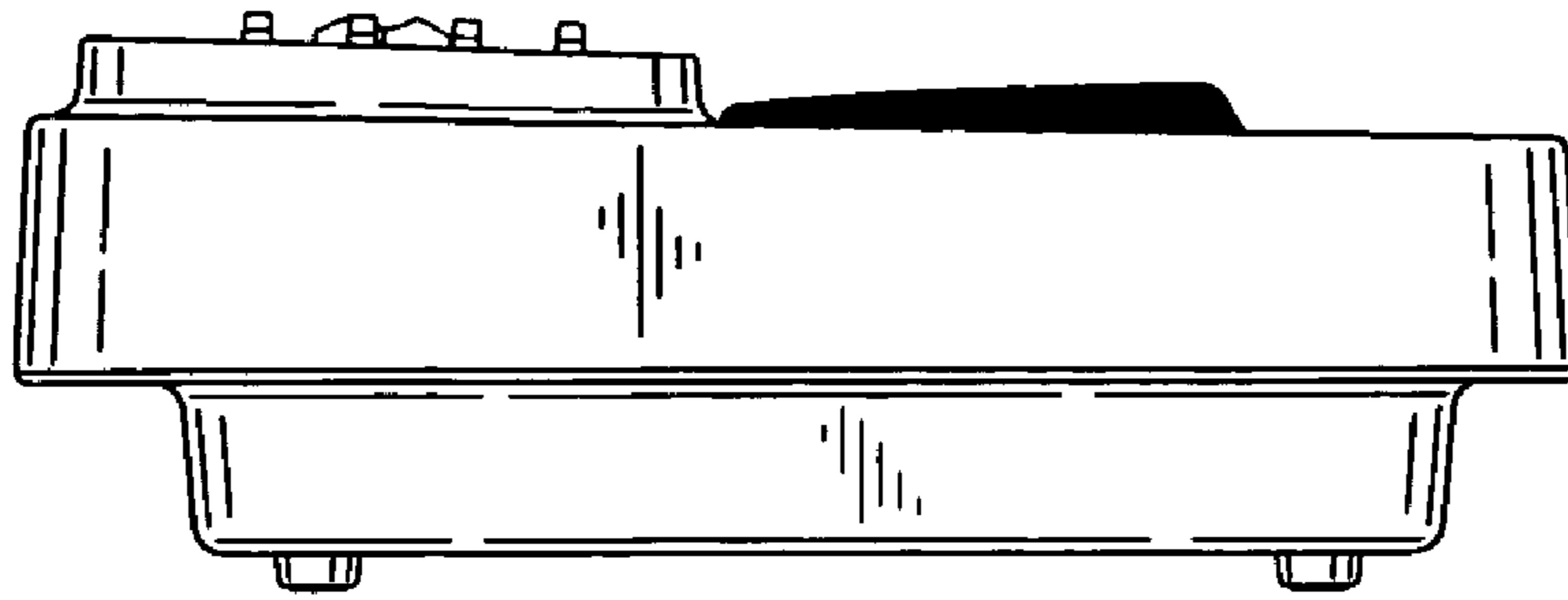
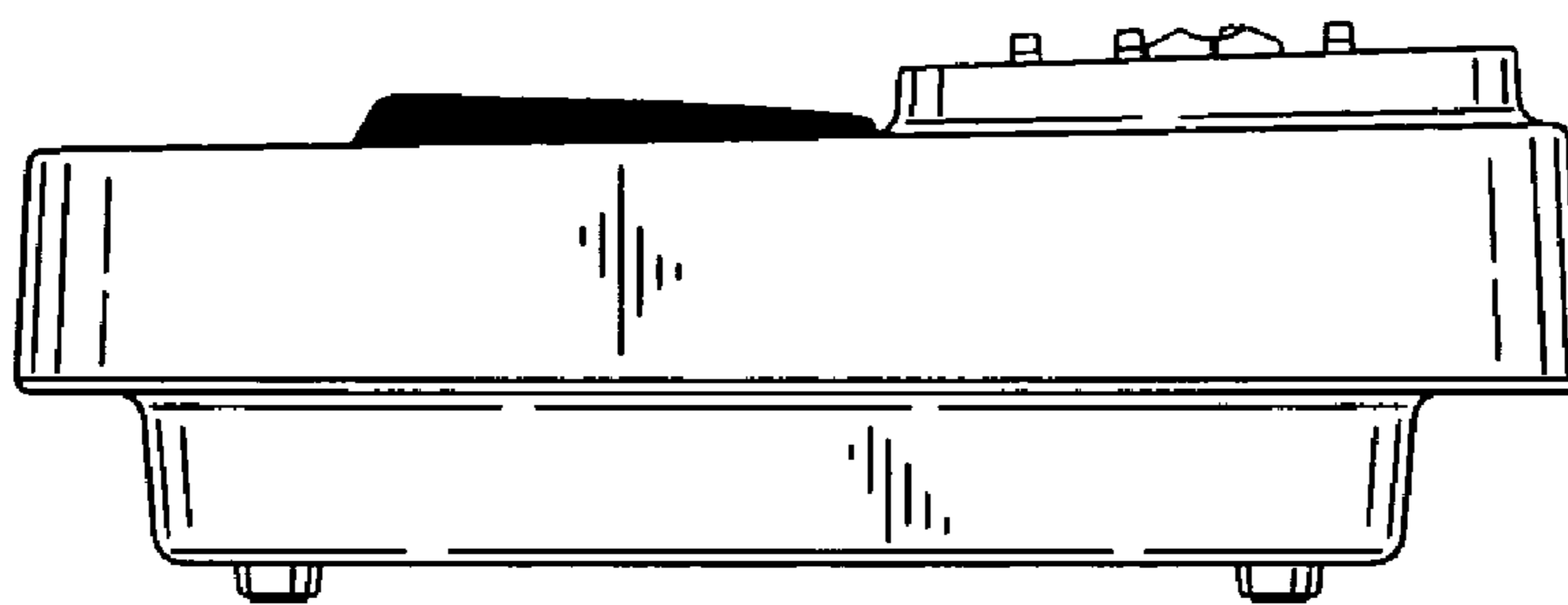


FIG. 4



*FIG. 5*



*FIG. 6*

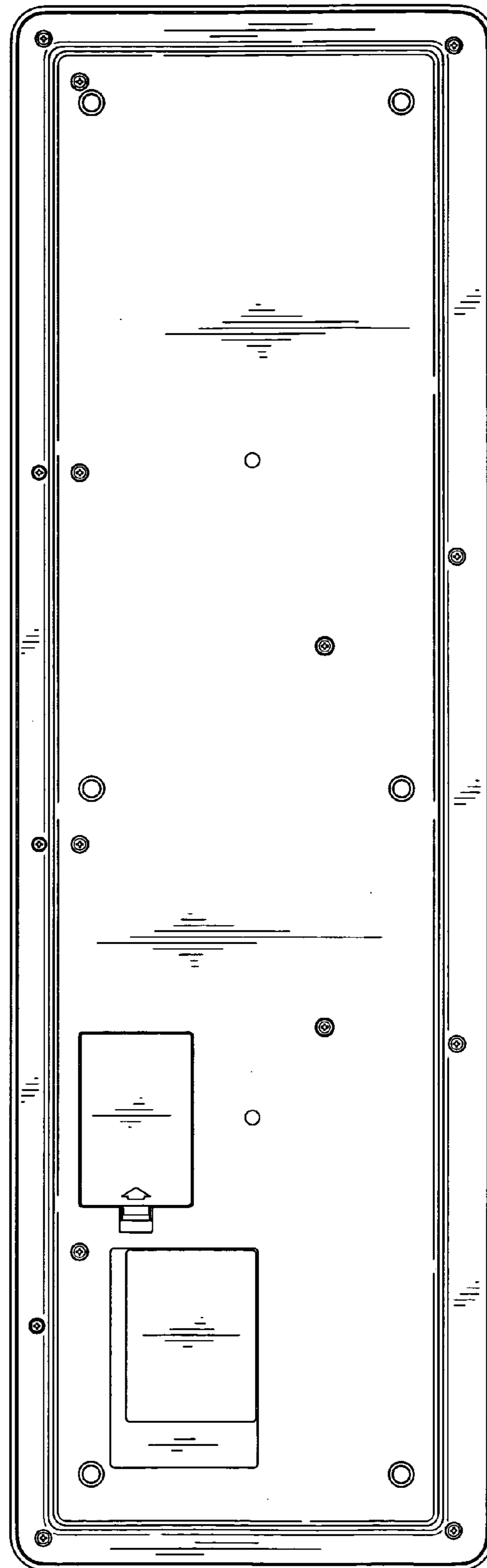


FIG. 7