

US00D568354S

(12) **United States Design Patent**
Krause

(10) **Patent No.:** **US D568,354 S**

(45) **Date of Patent:** **** May 6, 2008**

(54) **MAGNIFYING GLASS**

(75) Inventor: **Klaus-Diether Krause**, Diethenhofen
(DE)

(73) Assignee: **A. Schweizer GmbH Optische Fabrik**,
Forchheim (DE)

(**) Term: **14 Years**

(21) Appl. No.: **29/267,200**

(22) Filed: **Oct. 6, 2006**

(30) **Foreign Application Priority Data**

Apr. 6, 2006 (EP) 554993

(51) **LOC (8) Cl.** **16-06**

(52) **U.S. Cl.** **D16/135**

(58) **Field of Classification Search** D16/130,
D16/135; D26/37, 38, 42; D21/483; 359/798,
359/801, 803, 810, 811, 818, 827; 362/109;
600/558

See application file for complete search history.

(56) **References Cited**

U.S. PATENT DOCUMENTS

D217,506 S * 5/1970 Knoetgen D16/135

D269,275 S * 6/1983 Tweedie D16/135
4,903,706 A * 2/1990 Vila-Cora et al. 600/558
D324,060 S * 2/1992 Huang D16/135
D336,655 S * 6/1993 Lee D16/135
D411,637 S * 6/1999 Suzuki D26/38
D440,243 S * 4/2001 Jacquet D16/135
D509,840 S * 9/2005 Lewis D16/135
6,999,248 B2 * 2/2006 Schuttinger 359/803

* cited by examiner

Primary Examiner—Paula A. Greene

(74) *Attorney, Agent, or Firm*—Laurence A. Greenberg;
Werner H. Stemer; Ralph E. Locher

(57) **CLAIM**

The ornamental design for the magnifying glass, as shown
and described.

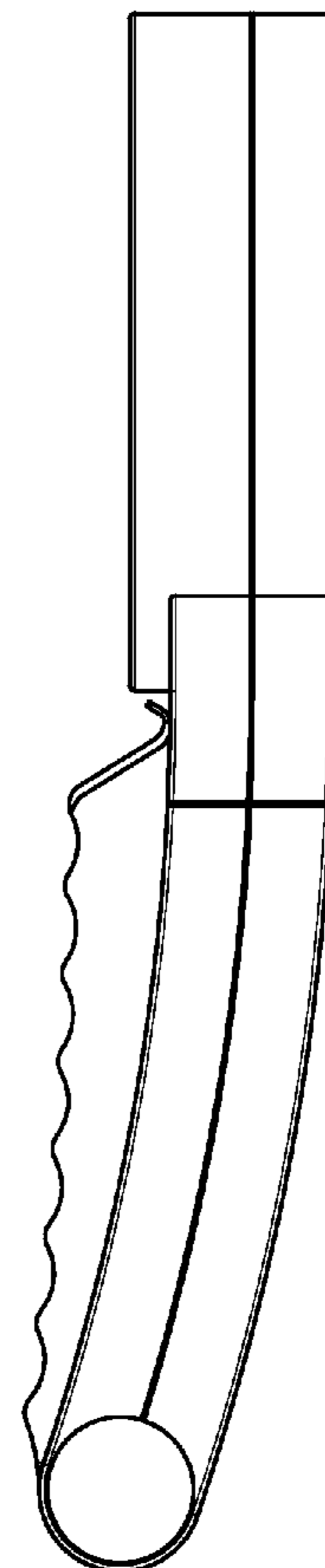
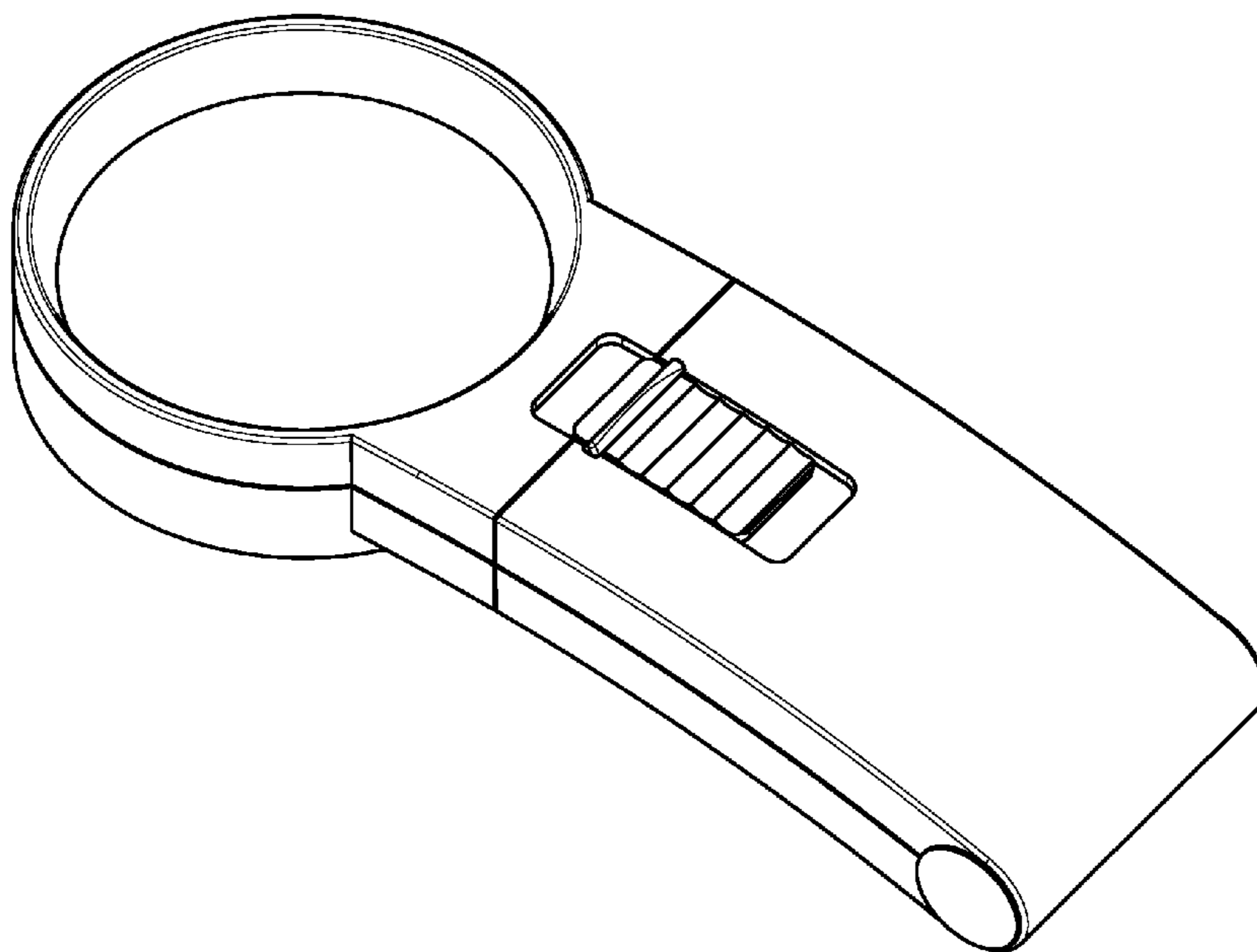
DESCRIPTION

FIG. 1 is a top perspective view of my magnifying glass with
a handle and an on/off slider switch;

FIG. 2 is a bottom perspective view of the novel design,
illustrated on a slightly smaller scale; and,

FIG. 3 is a side-elevational view thereof.

1 Claim, 3 Drawing Sheets



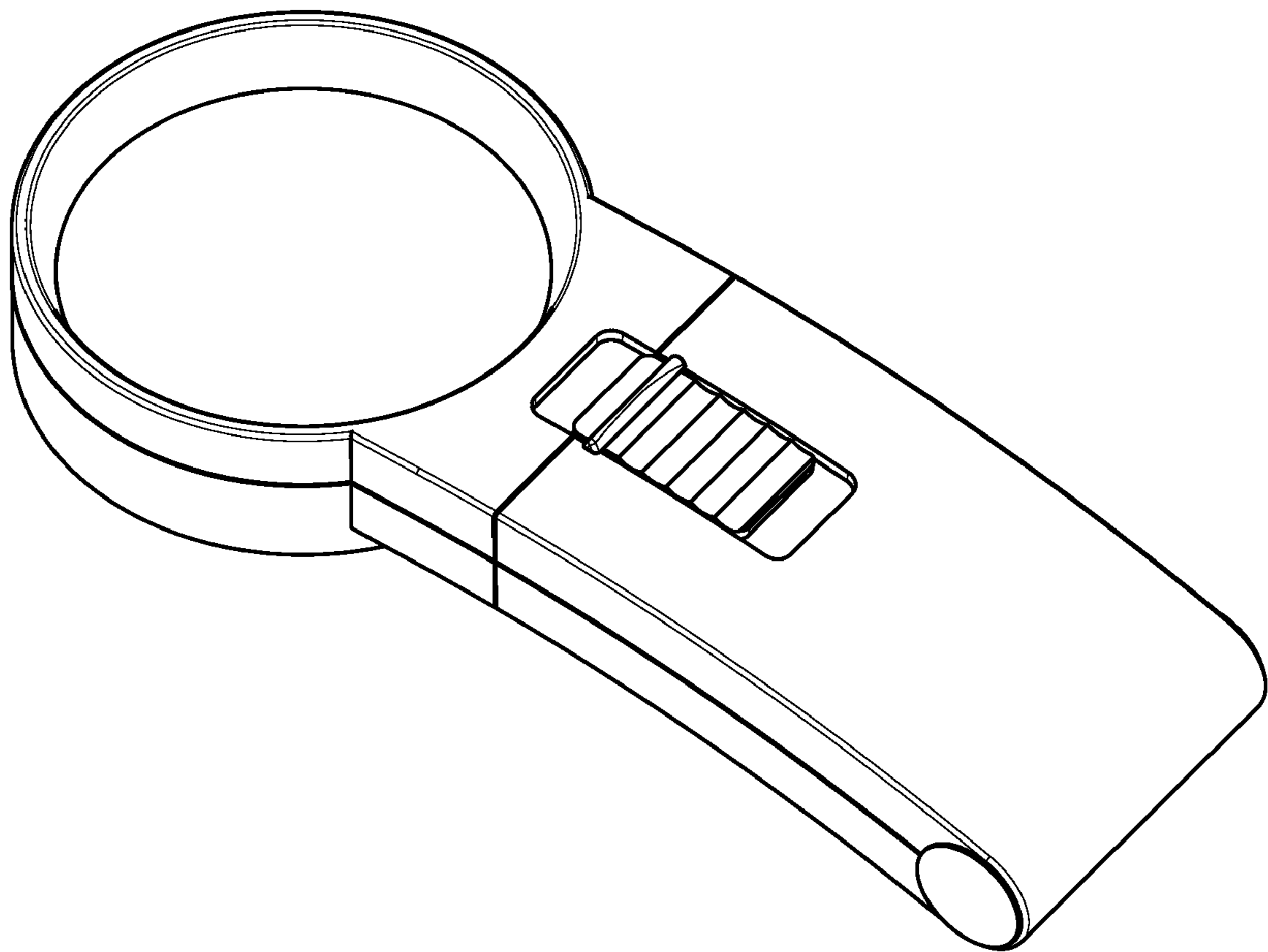


FIG. 1




FIG. 2

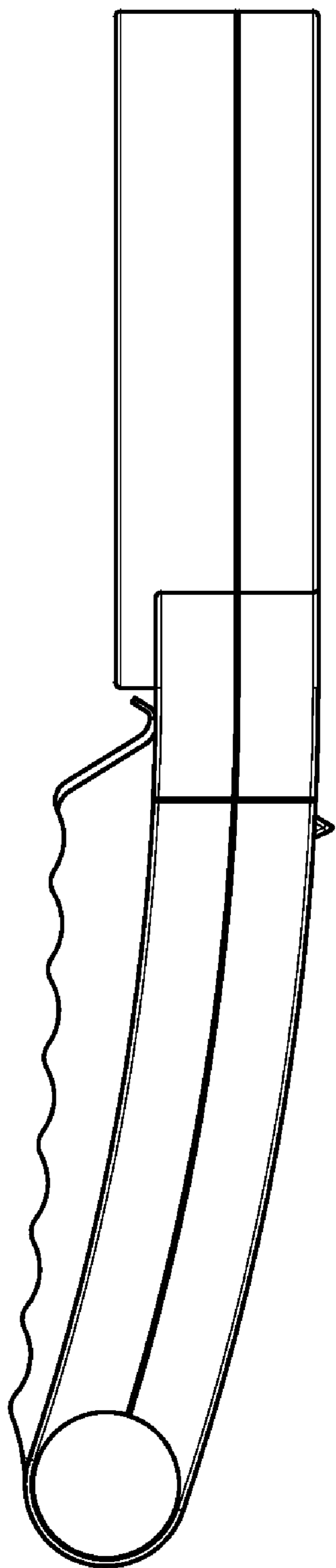


FIG. 3