



US00D568336S

(12) **United States Design Patent**  
**Miglietta et al.**

(10) **Patent No.:** **US D568,336 S**

(45) **Date of Patent:** **\*\* May 6, 2008**

(54) **ICON ON A PORTION OF A VEHICLE  
DISPLAY UNIT USED IN A GLOBAL  
WARNING ANTI-COLLISION SYSTEM OR  
SIMILAR ARTICLE**

D404,728 S \* 1/1999 Mullin  
D422,987 S \* 4/2000 Hwang et al.  
D425,079 S \* 5/2000 Yee  
D477,608 S \* 7/2003 Schmitt ..... D14/489  
D487,469 S \* 3/2004 Glaser et al. .... D14/489  
D503,406 S \* 3/2005 Peter et al. .... D14/489

(75) Inventors: **Maurizio Miglietta**, Turin (IT);  
**Andrea Saroldi**, Turin (IT); **Ermanno  
Ansaldi**, Turin (IT); **Roberto  
Montanari**, Scandiano (IT); **Sergio  
Damiani**, Turin (IT)

**OTHER PUBLICATIONS**

Corel Gallery Clipart Catalog, Corel Corporation, personal  
transporation images, pp. B434-438, 1995.\*

(73) Assignee: **C.R.F. Societa' Consortile per Azioni**,  
Turin (IT)

\* cited by examiner

*Primary Examiner*—Melanie H Tung

(\*\*) Term: **14 Years**

(74) *Attorney, Agent, or Firm*—Ladas & Parry

(21) Appl. No.: **29/137,669**

(57) **CLAIM**

(22) Filed: **Jan. 12, 2001**

We claim the ornamental design for icon on a portion of a  
vehicle display unit used in a global warning anti-collision  
system or similar article, as shown.

(30) **Foreign Application Priority Data**

**DESCRIPTION**

Jul. 14, 2000 (IT) ..... TO2000O0161

(51) **LOC (8) Cl.** ..... **14-04**

(52) **U.S. Cl.** ..... **D14/492**

(58) **Field of Classification Search** ..... D14/485-95;  
D18/24-33; D19/6; D20/11; D21/324-33;  
715/700-867, 973-77

FIG. 1 is a front view of an icon on a portion of a vehicle  
display unit used in a global warning anti-collision system or  
similar article showing our new design;

FIG. 2 is a second embodiment thereof; and,

FIG. 3 is a third embodiment thereof.

See application file for complete search history.

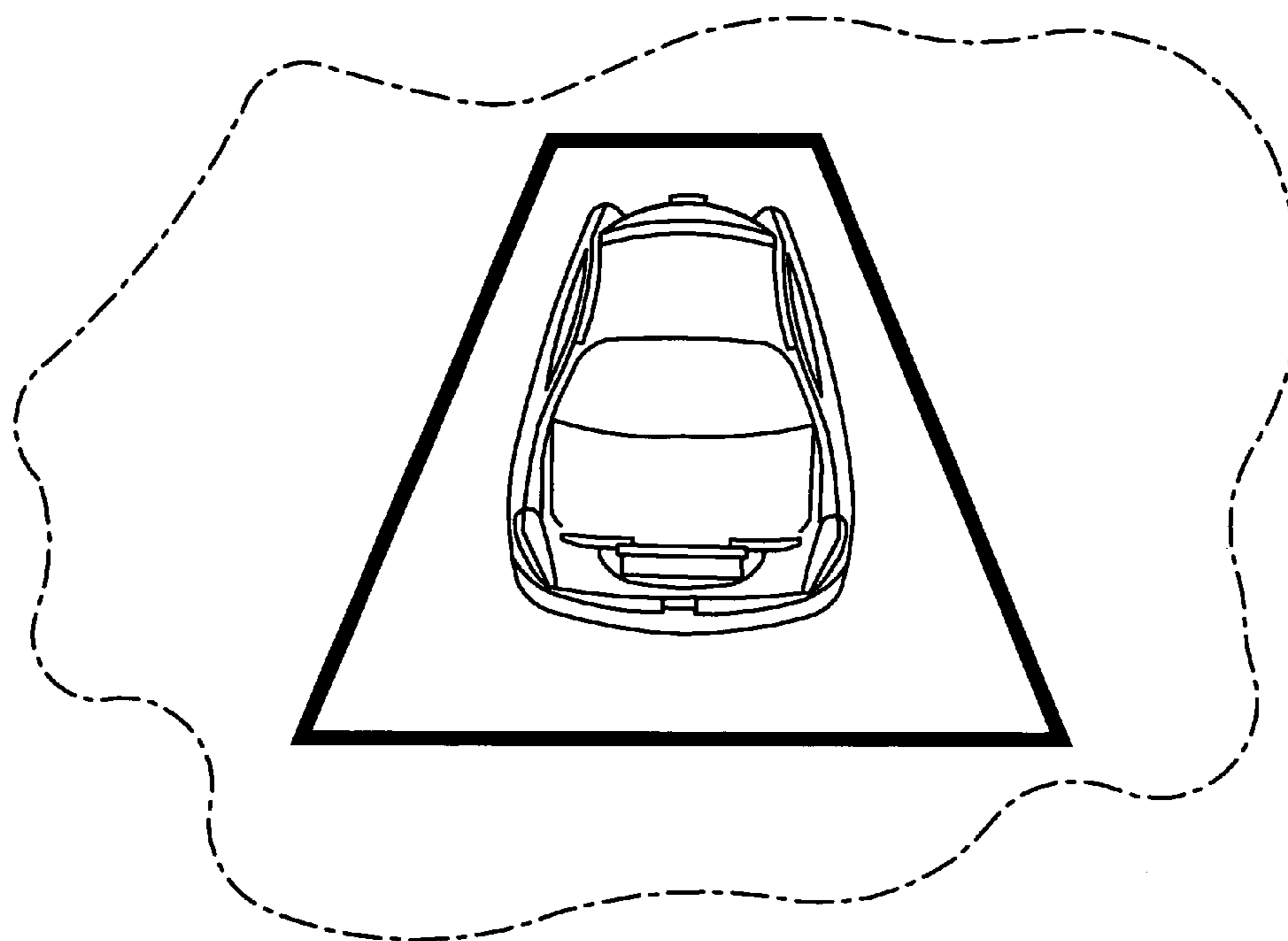
The broken line drawing in all views of a portion of a vehicle  
display is for illustrative purposes only and forms no part of  
the claimed design.

(56) **References Cited**

**U.S. PATENT DOCUMENTS**

D318,031 S \* 7/1991 Moriarty et al.

**1 Claim, 3 Drawing Sheets**



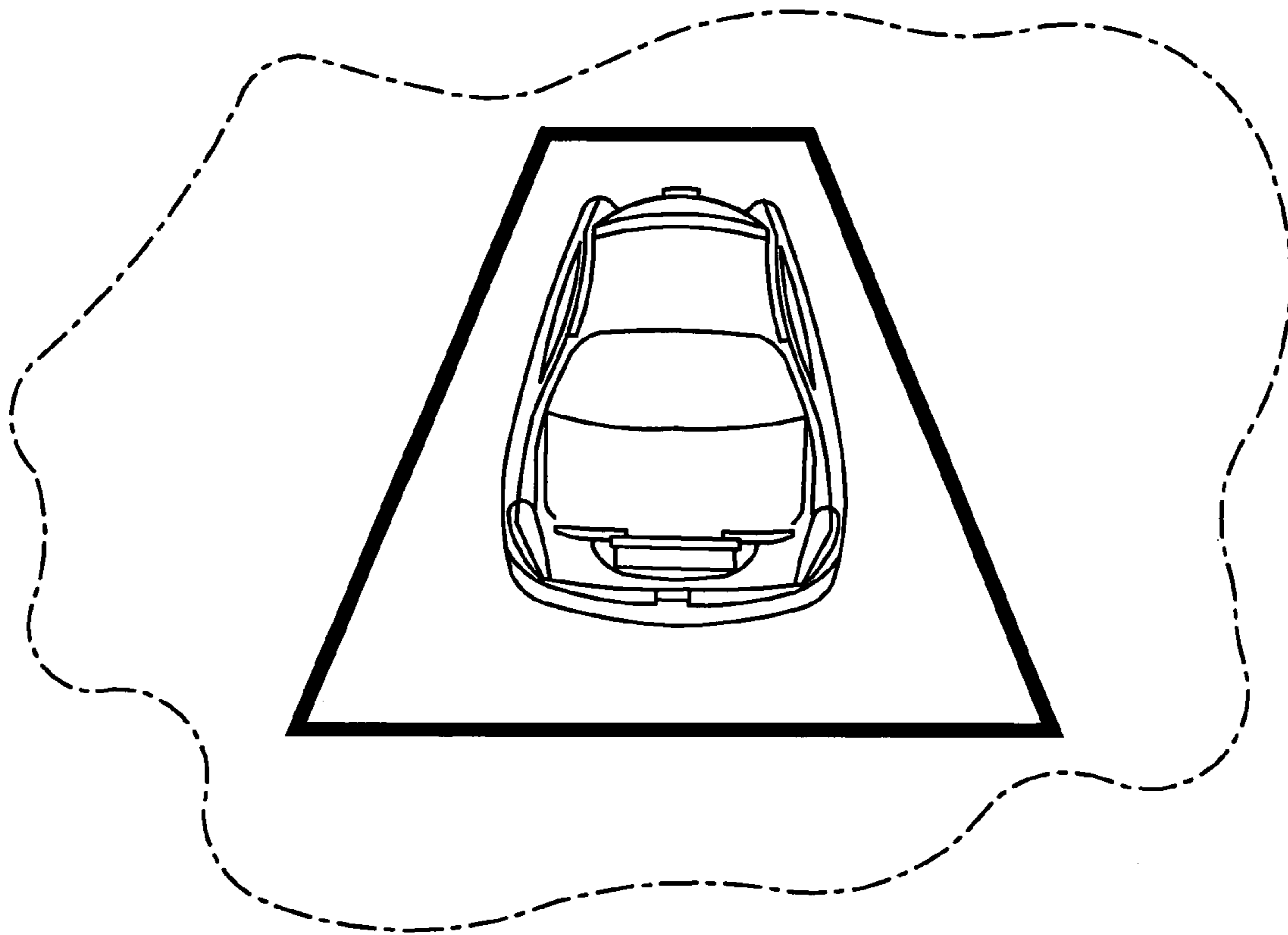


FIG. 1

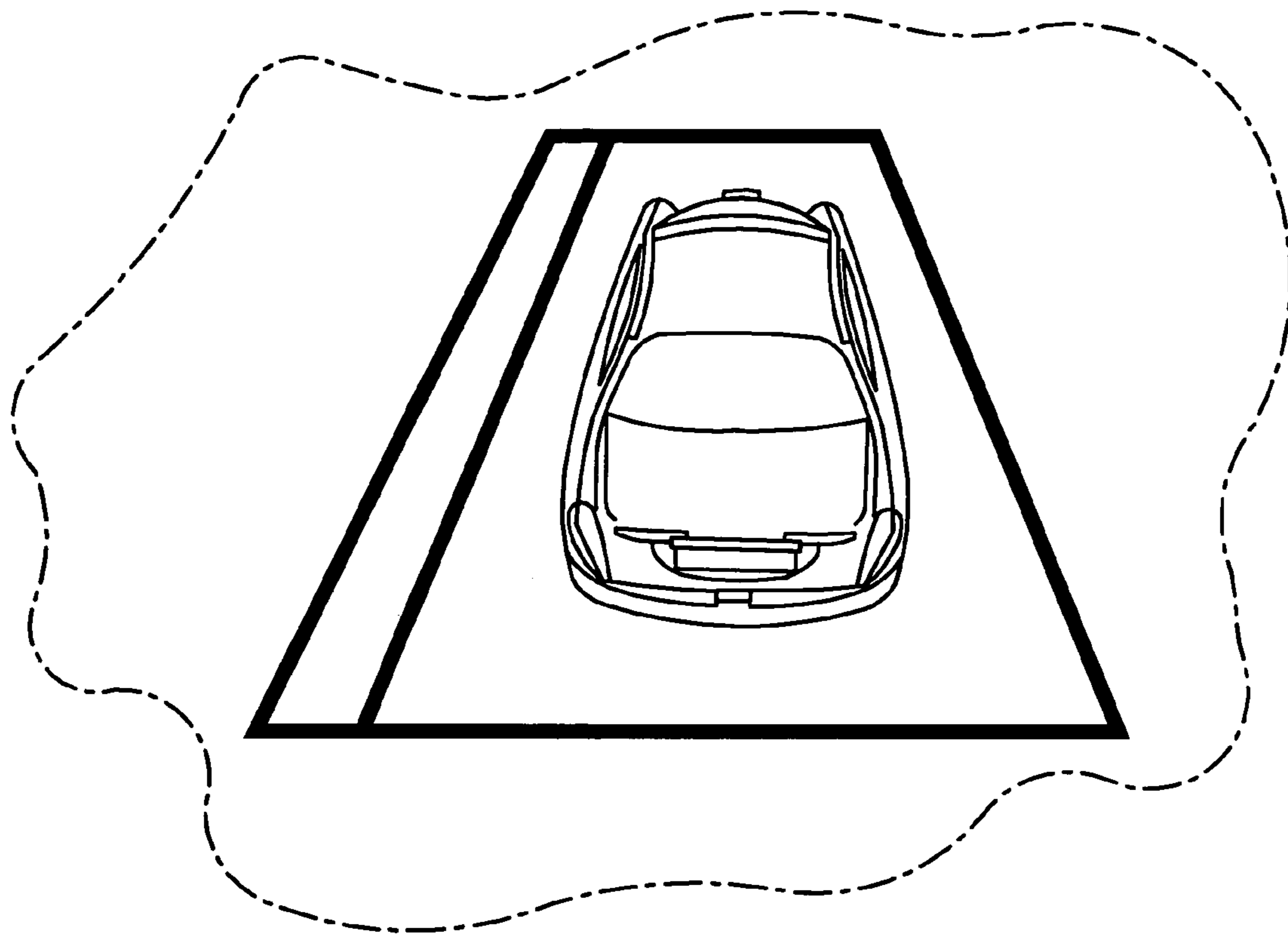


FIG. 2

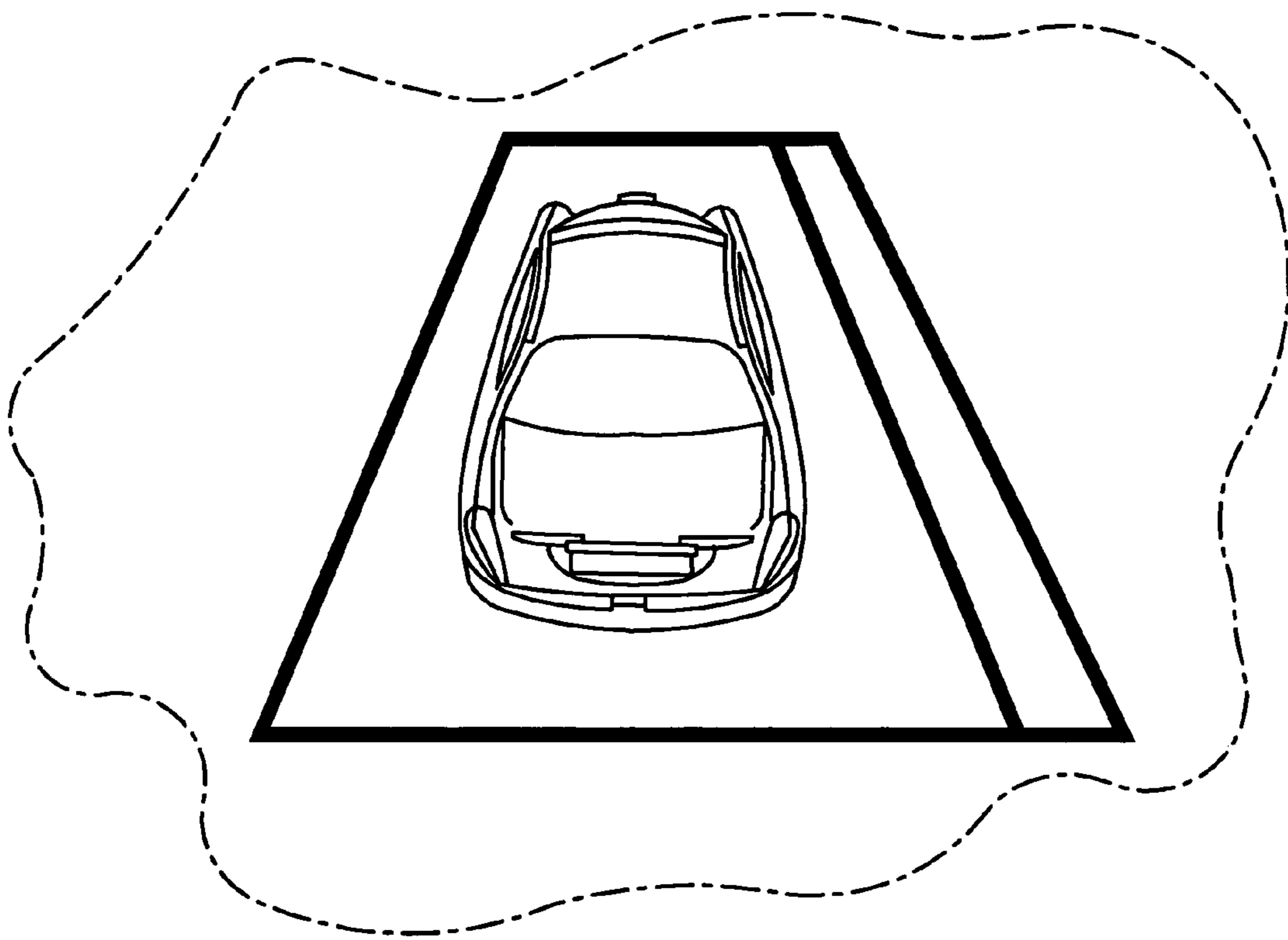


FIG. 3