



US00D568298S

(12) **United States Design Patent**  
**Lundgren et al.**

(10) **Patent No.:** **US D568,298 S**

(45) **Date of Patent:** **\*\* May 6, 2008**

(54) **REMOTE CONTROL**

(75) Inventors: **Johan O. Lundgren**, Linköping (SE);  
**Johan Frössén**, Umeå (SE); **Hugo Gnadeberg**, Stockholm (SE); **Mathias Pantzar**, Gothenburg (SE); **Kristoffer Svedulf**, Gothenburg (SE)

(73) Assignee: **General Instrument Corporation**,  
Horsham, PA (US)

(\*\*) Term: **14 Years**

(21) Appl. No.: **29/250,942**

(22) Filed: **Dec. 6, 2006**

(51) **LOC (8) Cl.** ..... **14-03**

(52) **U.S. Cl.** ..... **D14/218**

(58) **Field of Classification Search** ..... D14/218,  
D14/455; D13/168; D21/566; D10/104,  
D10/106; 345/169; 348/14.05, 114, 211.99,  
348/734; 340/825.24; 341/22; 455/92,  
455/95, 128, 151.1–151.4, 352, 355, FOR. 121;  
700/65

See application file for complete search history.

(56) **References Cited**

**U.S. PATENT DOCUMENTS**

D293,669 S \* 1/1988 Ogilvie ..... D13/168

D357,920 S \* 5/1995 Davis ..... D14/218  
D368,264 S \* 3/1996 Laituri ..... D14/218  
D395,889 S \* 7/1998 Gerba et al. .... D14/218  
D396,232 S \* 7/1998 Renk et al. .... D14/218  
D520,495 S \* 5/2006 Dukerschein et al. .... D14/218

\* cited by examiner

*Primary Examiner*—Robert M. Spear

*Assistant Examiner*—John Windmuller

(74) *Attorney, Agent, or Firm*—Larry T. Cullen

(57) **CLAIM**

The ornamental design for a remote control, as shown and described.

**DESCRIPTION**

FIG. 1 is a perspective view of a remote control;

FIG. 2 is a front view of the remote control of FIG. 1;

FIG. 3 is a rear view of the remote control of FIG. 1;

FIG. 4 is a side view of the remote control of FIG. 1;

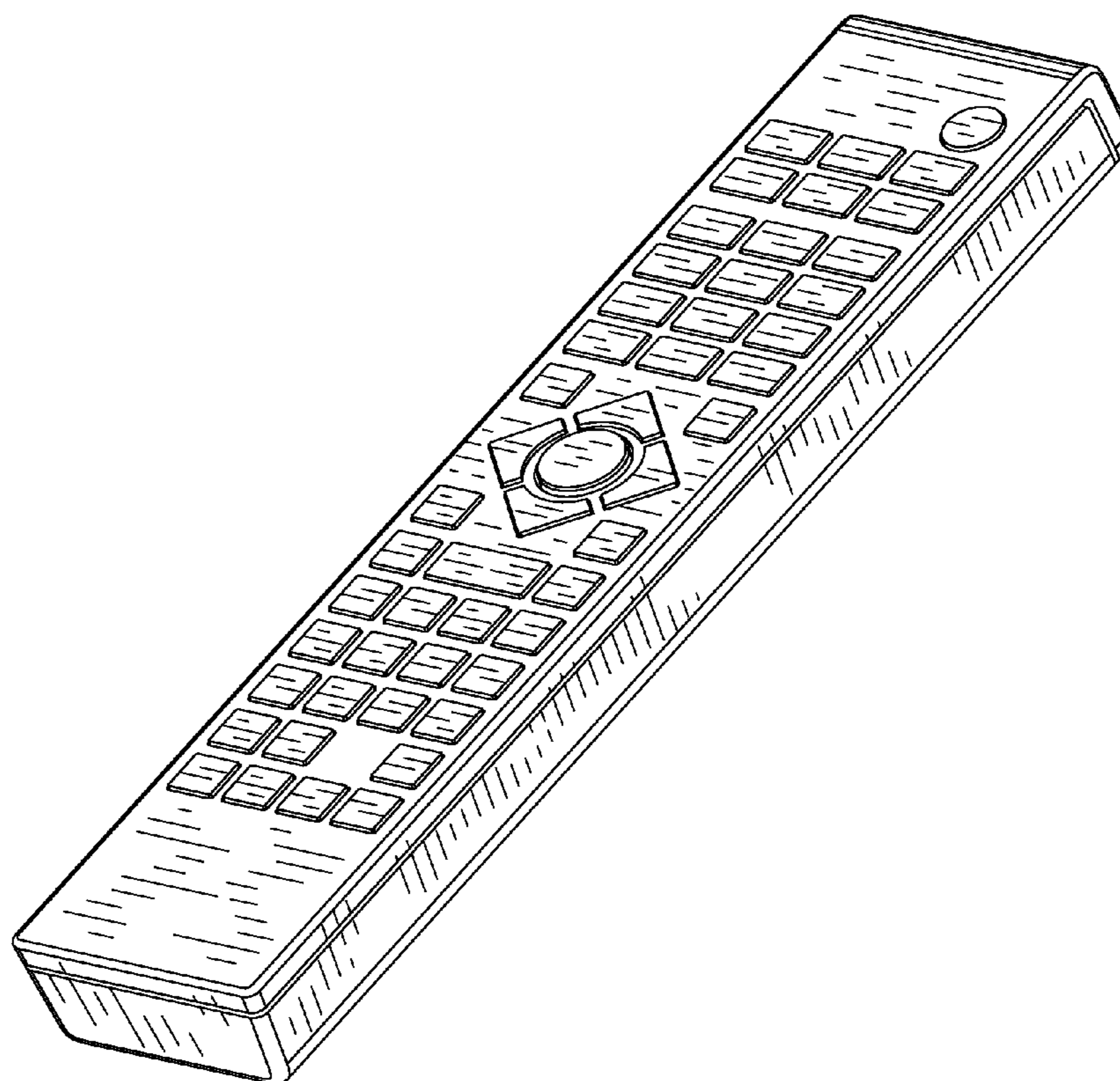
FIG. 5 is a side view of the remote control of FIG. 1;

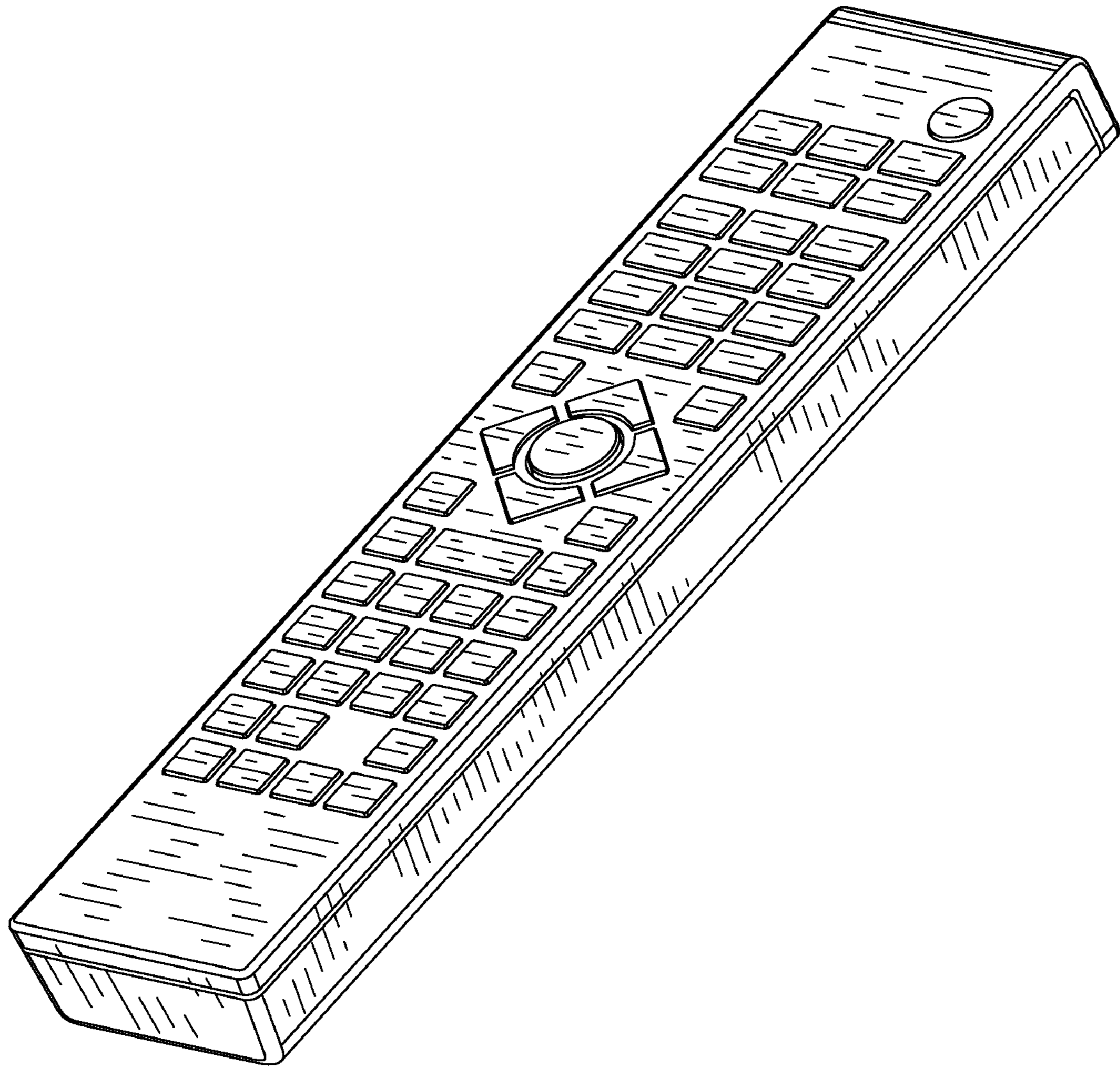
FIG. 6 is a top view of the remote control of FIG. 1; and,

FIG. 7 is a bottom view of the remote control of FIG. 1.


The portions drawn in broken lines are shown for illustrative purposes only and do not form part of the claimed design.

**1 Claim, 4 Drawing Sheets**

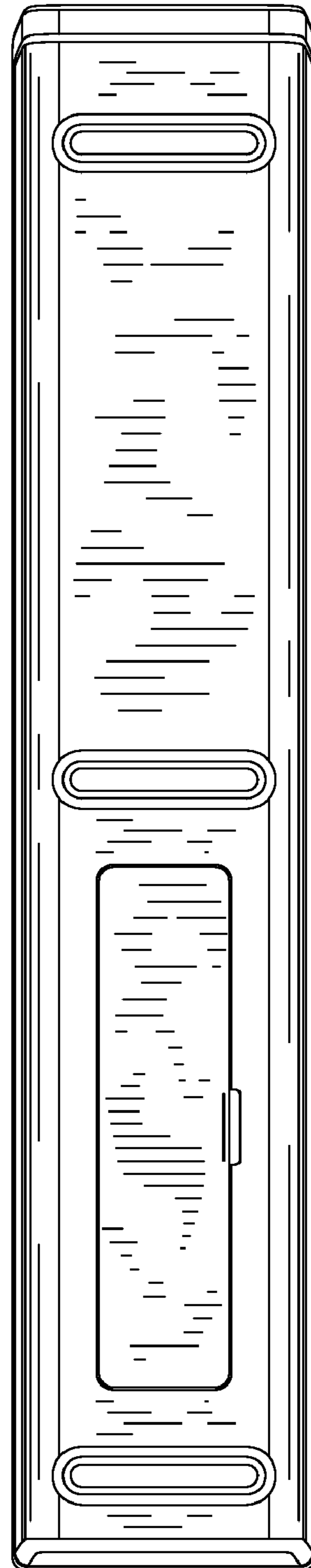




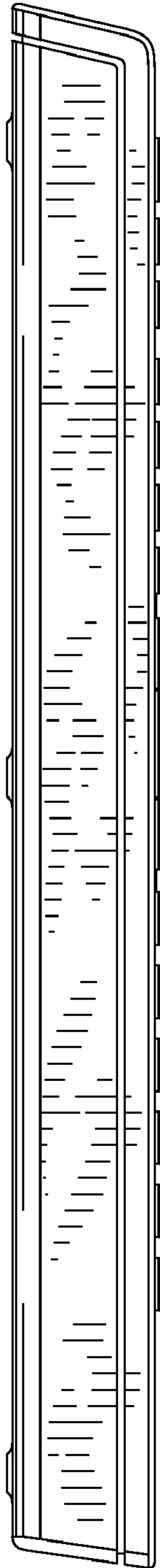
*FIG. 1*



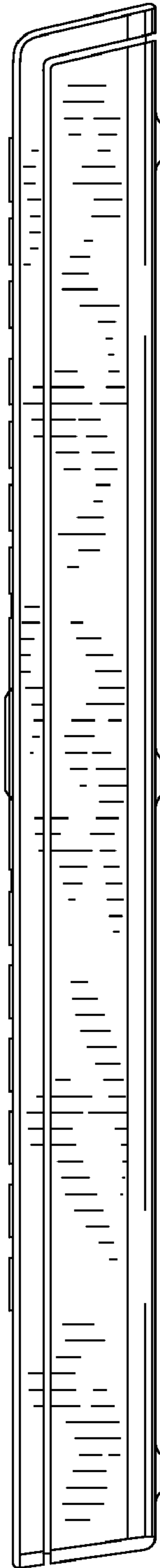
*FIG. 2*



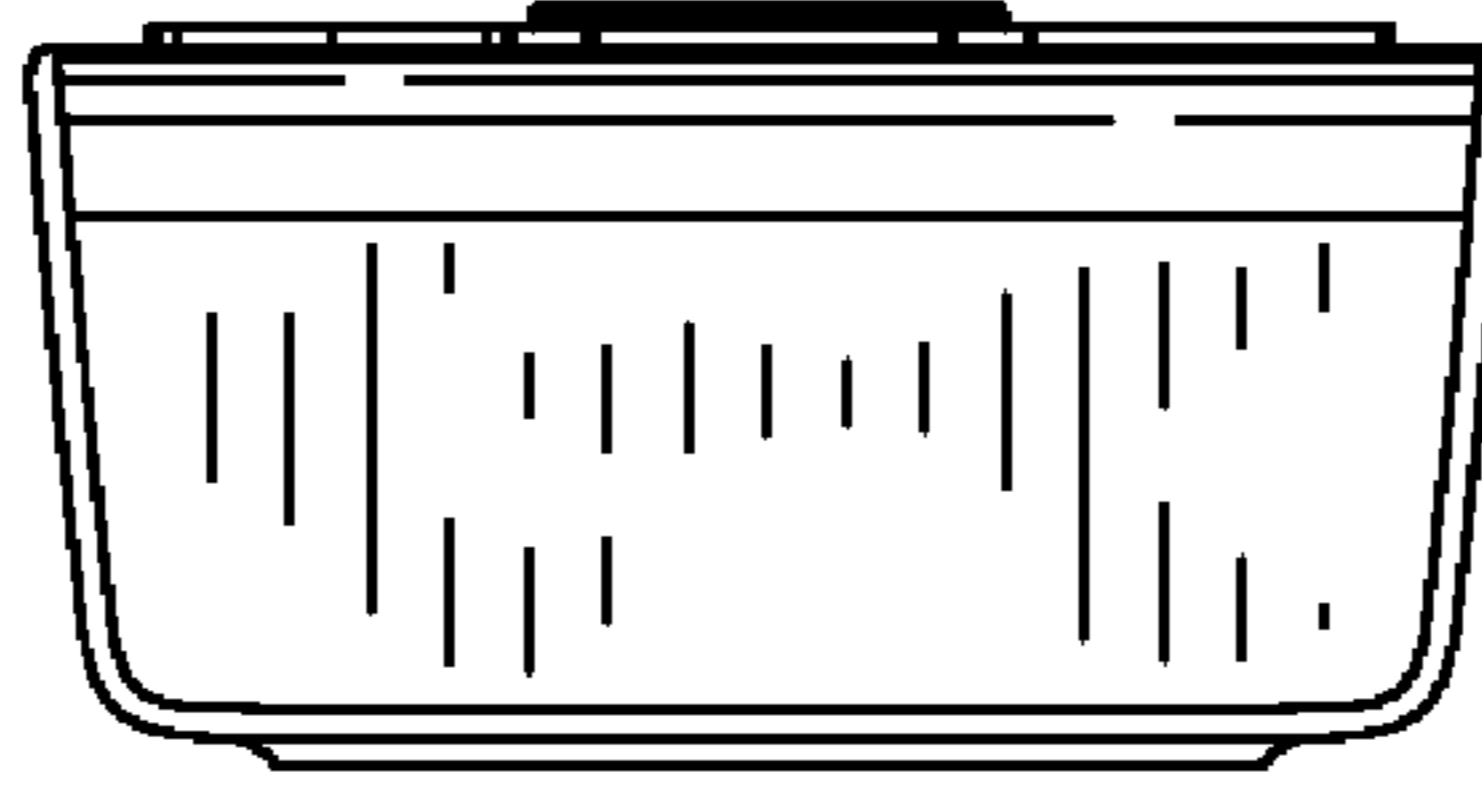
*FIG. 3*



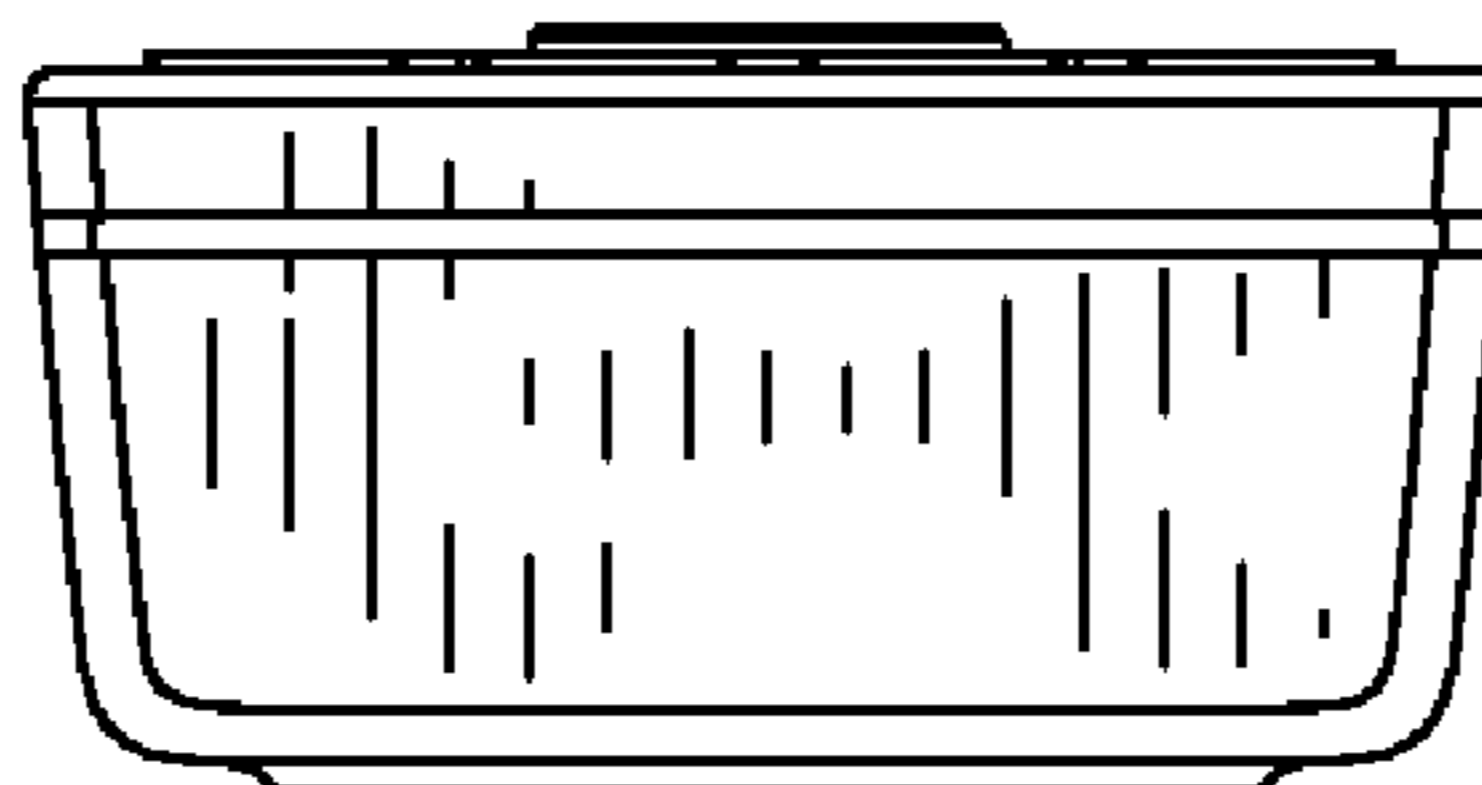
*FIG. 4*



*FIG. 5*



*FIG. 6*



*FIG. 7*