



US00D568242S

(12) **United States Design Patent**
Ogawa

(10) **Patent No.:** **US D568,242 S**

(45) **Date of Patent:** **** May 6, 2008**

(54) **POWER SUPPLY**

(75) Inventor: **Tadahiko Ogawa**, Shiga (JP)

(73) Assignee: **Omron Corporation**, Kyoto (JP)

(**) Term: **14 Years**

(21) Appl. No.: **29/266,687**

(22) Filed: **Sep. 27, 2006**

(30) **Foreign Application Priority Data**

Mar. 31, 2006 (JP) D2006-008363

(51) **LOC (8) Cl.** **13-02**

(52) **U.S. Cl.** **D13/110**

(58) **Field of Classification Search** D13/110,
D13/101, 123, 162, 184, 199; D14/300,
D14/301; 307/150; 361/601, 622, 695,
361/730; 363/144

See application file for complete search history.

(56) **References Cited**

U.S. PATENT DOCUMENTS

3,582,714 A * 6/1971 Shmurak et al. 361/714
D339,101 S * 9/1993 Delamoreaux et al. D13/110
D345,137 S * 3/1994 Thomas D13/110
D390,532 S * 2/1998 Su D13/110
5,949,652 A * 9/1999 McAnally et al. 361/726
D431,810 S * 10/2000 Weng D13/110
D436,075 S * 1/2001 Chou D13/110
6,215,664 B1 * 4/2001 Hernandez et al. 361/725

D453,139 S * 1/2002 Yang D13/110
D465,453 S * 11/2002 Chan D13/110
D506,977 S * 7/2005 Lee D13/110

OTHER PUBLICATIONS

Japanese Office Action dated Jul. 19, 2006.
“AC/DC Switching Power Supply HWS Series,” p. 1, (JPO public
knowledge document No. HC18003766), Feb. 24, 2006.

* cited by examiner

Primary Examiner—Prabhakar Deshmukh

Assistant Examiner—Derrick Holland

(74) *Attorney, Agent, or Firm*—Harness, Dickey & Pierce

(57) **CLAIM**

The ornamental design for a power supply, as shown.

DESCRIPTION

FIG. 1 is a front, top and right side perspective view of the
power supply showing my new design;

FIG. 2 is a rear, bottom and left side perspective view
thereof;

FIG. 3 is a front elevational view thereof;

FIG. 4 is a rear elevational view thereof;

FIG. 5 is a top plan view thereof;

FIG. 6 is a bottom plan view thereof;

FIG. 7 is a right side elevational view thereof; and,

FIG. 8 is a left side elevational view thereof.

1 Claim, 7 Drawing Sheets




Fig. 1




Fig. 2

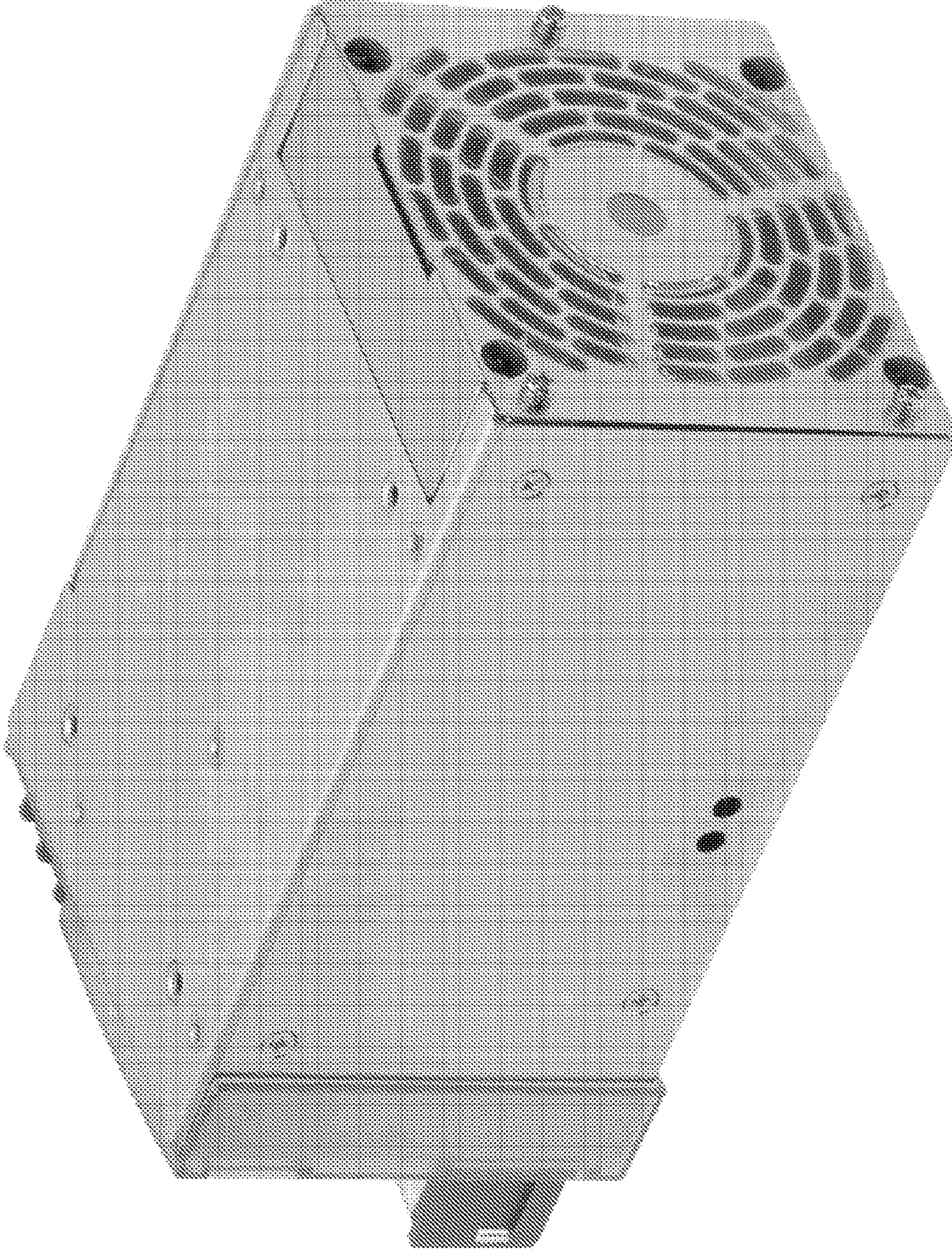


Fig.3




Fig.4

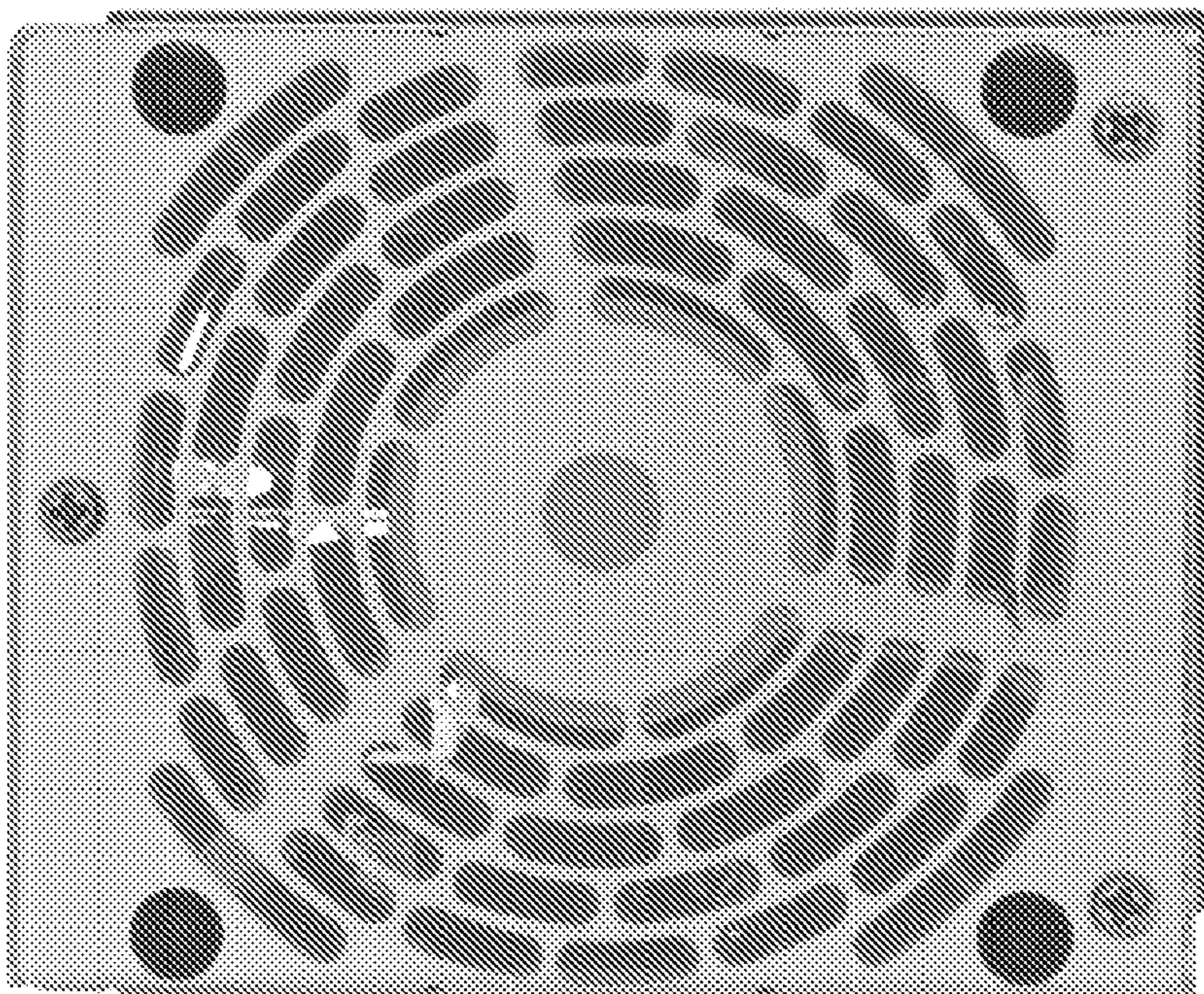


Fig.5




Fig.6




Fig. 7




Fig. 8

