

US00D568237S

(12) **United States Design Patent**
Brams

(10) **Patent No.:** **US D568,237 S**

(45) **Date of Patent:** **** May 6, 2008**

(54) **VALVE CAPS FOR VEHICLE TIRES**

D368,058 S * 3/1996 Robinson D12/607
D485,804 S * 1/2004 Lewis D12/607

(76) Inventor: **Jens Christian Brams**, Apelvagen 17,
SE-260 40, Viken (SE)

* cited by examiner

(**) Term: **14 Years**

Primary Examiner—Stacia Cadmus

(74) *Attorney, Agent, or Firm*—William J. Sapone; Coleman
Sudol Sapone P.C.

(21) Appl. No.: **29/282,908**

(22) Filed: **Aug. 1, 2007**

(57) **CLAIM**

(51) **LOC (8) Cl.** **12-15**

The ornamental design for valve caps for vehicle tires, as
shown and described.

(52) **U.S. Cl.** **D12/607**

(58) **Field of Classification Search** D12/606–607;
D8/310; D9/300, 450, 445–446, 453; 152/427–429;
280/159, 847; D23/260; 74/558.5; 137/232;
138/89.1–89.4

DESCRIPTION

See application file for complete search history.

FIG. 1 is a front view of the valve caps for vehicle tires
showing my new design;

FIG. 2 is a rear view thereof;

FIG. 3 is a left side view thereof;

FIG. 4 is a right side view thereof;

FIG. 5 is a top view thereof; and,

FIG. 6 is a bottom view thereof.

(56) **References Cited**

U.S. PATENT DOCUMENTS

D201,606 S * 7/1965 McCord D12/607
D213,854 S * 4/1969 Williams D12/607
D213,950 S * 4/1969 Strelow D9/450
D216,353 S * 12/1969 Nelson D12/607

1 Claim, 2 Drawing Sheets

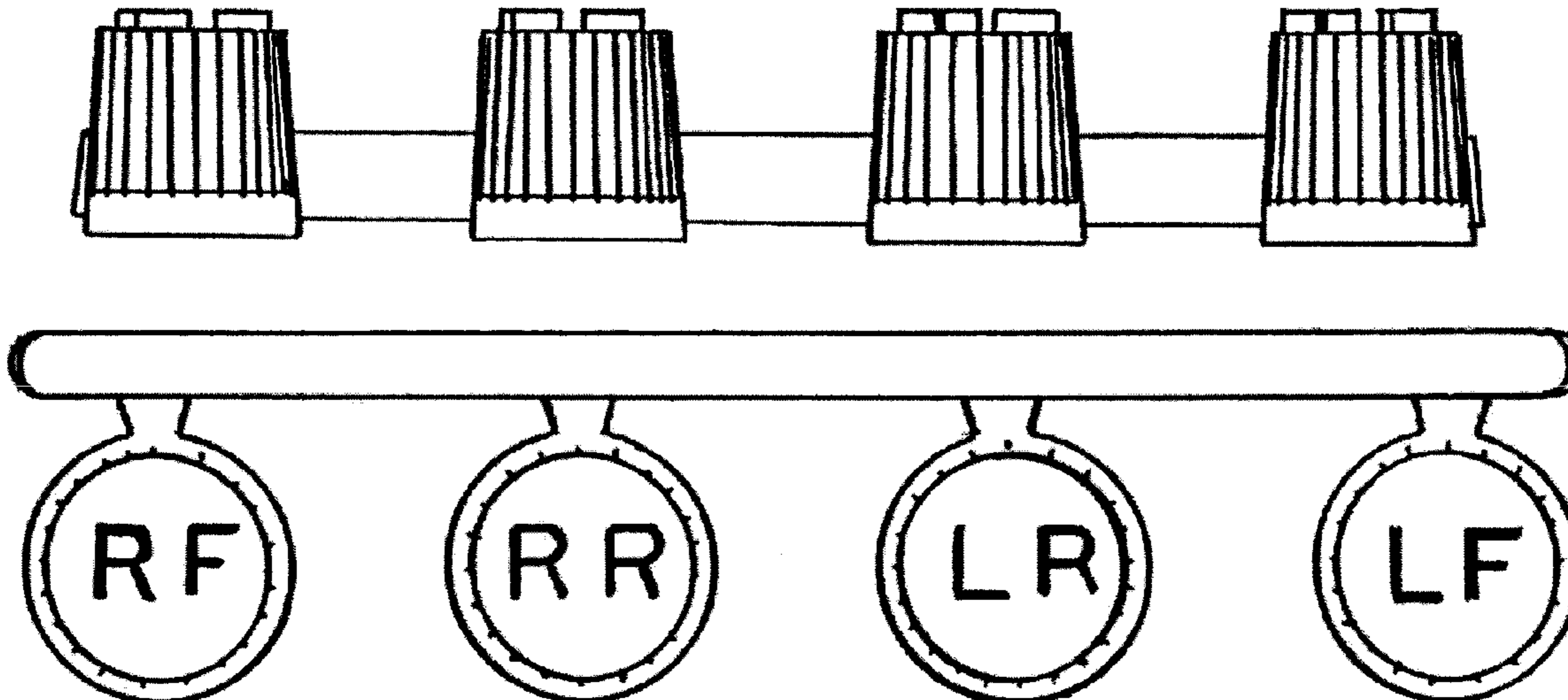


FIG. 1

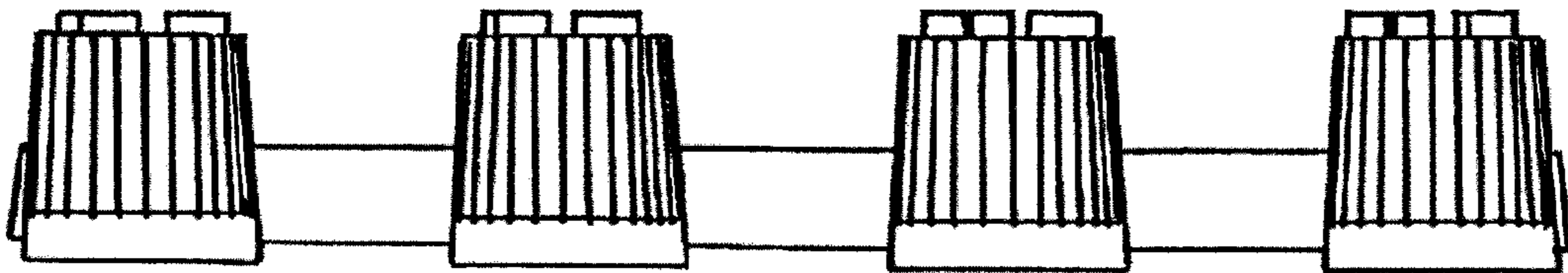


FIG. 2




FIG. 3

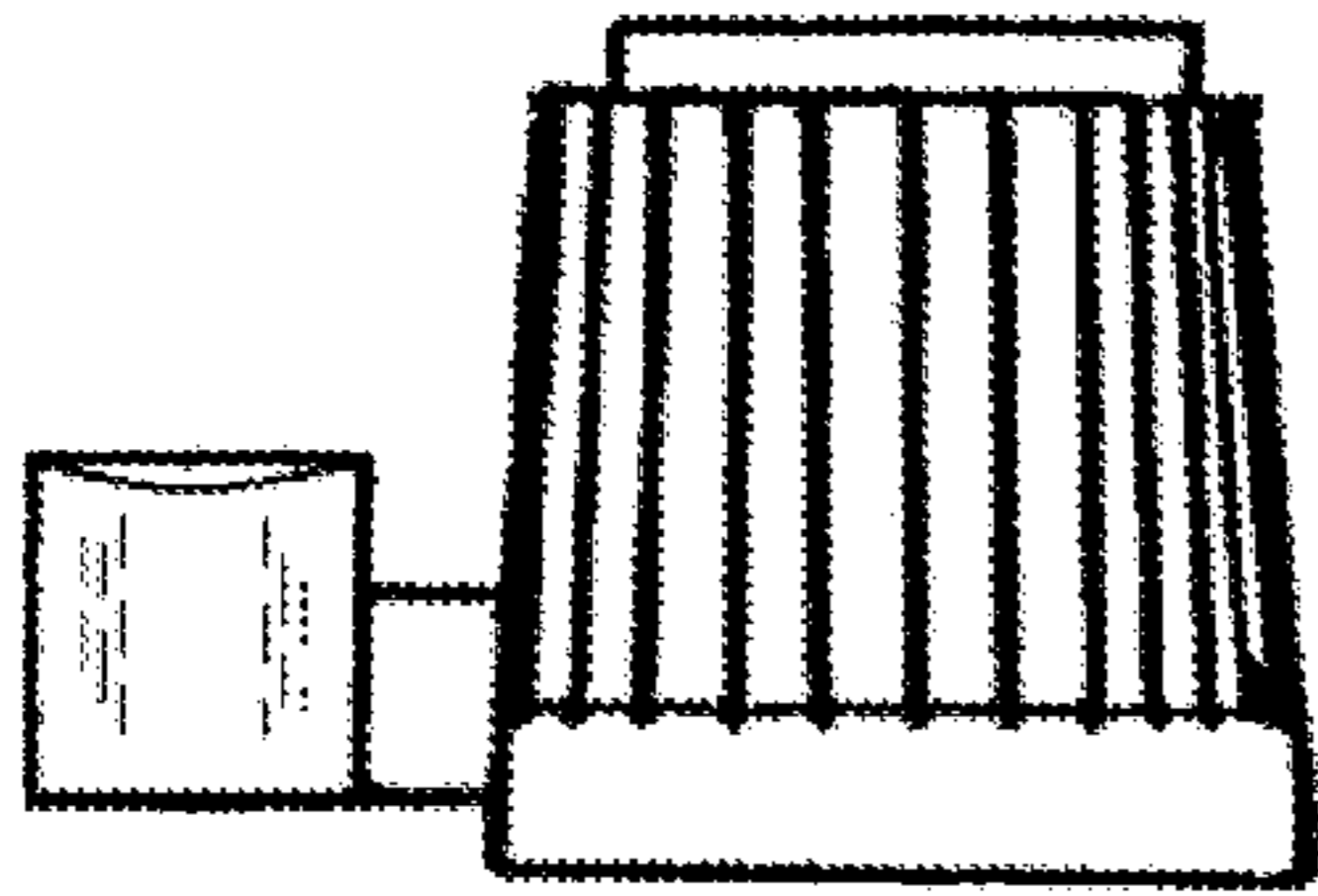


FIG. 4

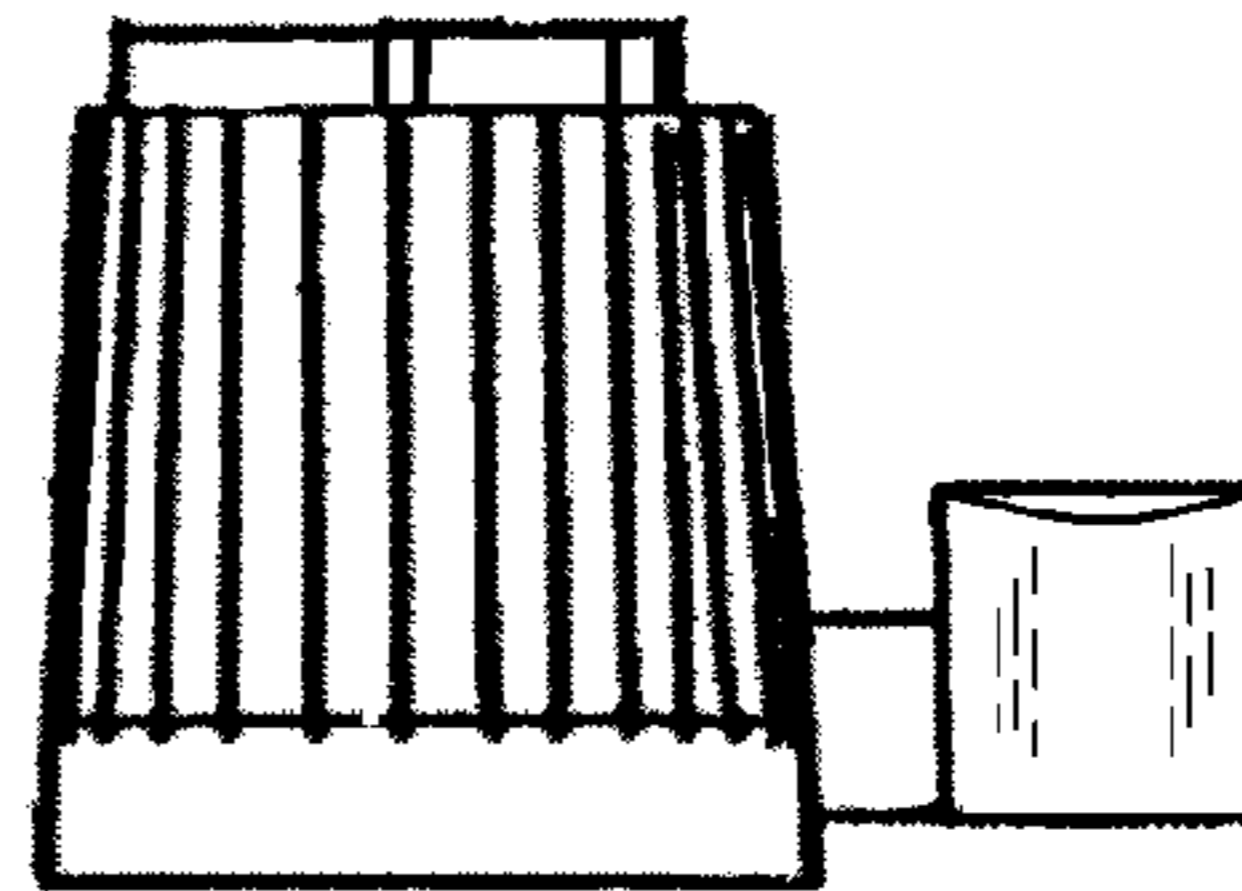


FIG. 5




FIG. 6

