



US00D568226S

(12) **United States Design Patent**
Walker

(10) **Patent No.:** **US D568,226 S**

(45) **Date of Patent:** **** May 6, 2008**

(54) **VEHICLE WHEEL**

(76) **Inventor:** **Winston Walker**, 5770 W. Irlo Bronson Hwy., Suite 324, Kissimmee, FL (US) 34746

(**) **Term:** **14 Years**

(21) **Appl. No.:** **29/293,179**

(22) **Filed:** **Nov. 8, 2007**

(51) **LOC (8) Cl.** **12-16**

(52) **U.S. Cl.** **D12/209**

(58) **Field of Classification Search** D12/204-213;
301/37.101, 64.101, 65, 64.201

See application file for complete search history.

(56) **References Cited**

U.S. PATENT DOCUMENTS

D472,508 S *	4/2003	Yang	D12/209
D474,438 S *	5/2003	Gamble et al.	D12/209
D495,647 S *	9/2004	Cochran	D12/209
D500,975 S *	1/2005	Turner	D12/204

D504,376 S *	4/2005	Tsai	D12/204
D511,130 S *	11/2005	McCowin	D12/209
D530,655 S *	10/2006	Starling et al.	D12/204
D533,494 S *	12/2006	Starling et al.	D12/209
D551,608 S *	9/2007	Humphrey et al.	D12/204
D556,665 S *	12/2007	Amadio et al.	D12/209

* cited by examiner

Primary Examiner—Stacia Cadmus

(74) *Attorney, Agent, or Firm*—Larry D. Johnson

(57) **CLAIM**

The ornamental design for a vehicle wheel, as shown and described.


DESCRIPTION

FIG. 1 is a left front perspective view; and,

FIG. 2 is a front elevation view.

The broken line showing of environment is for illustrative purposes only and forms no part of the claimed design.

1 Claim, 1 Drawing Sheet






FIG. 2

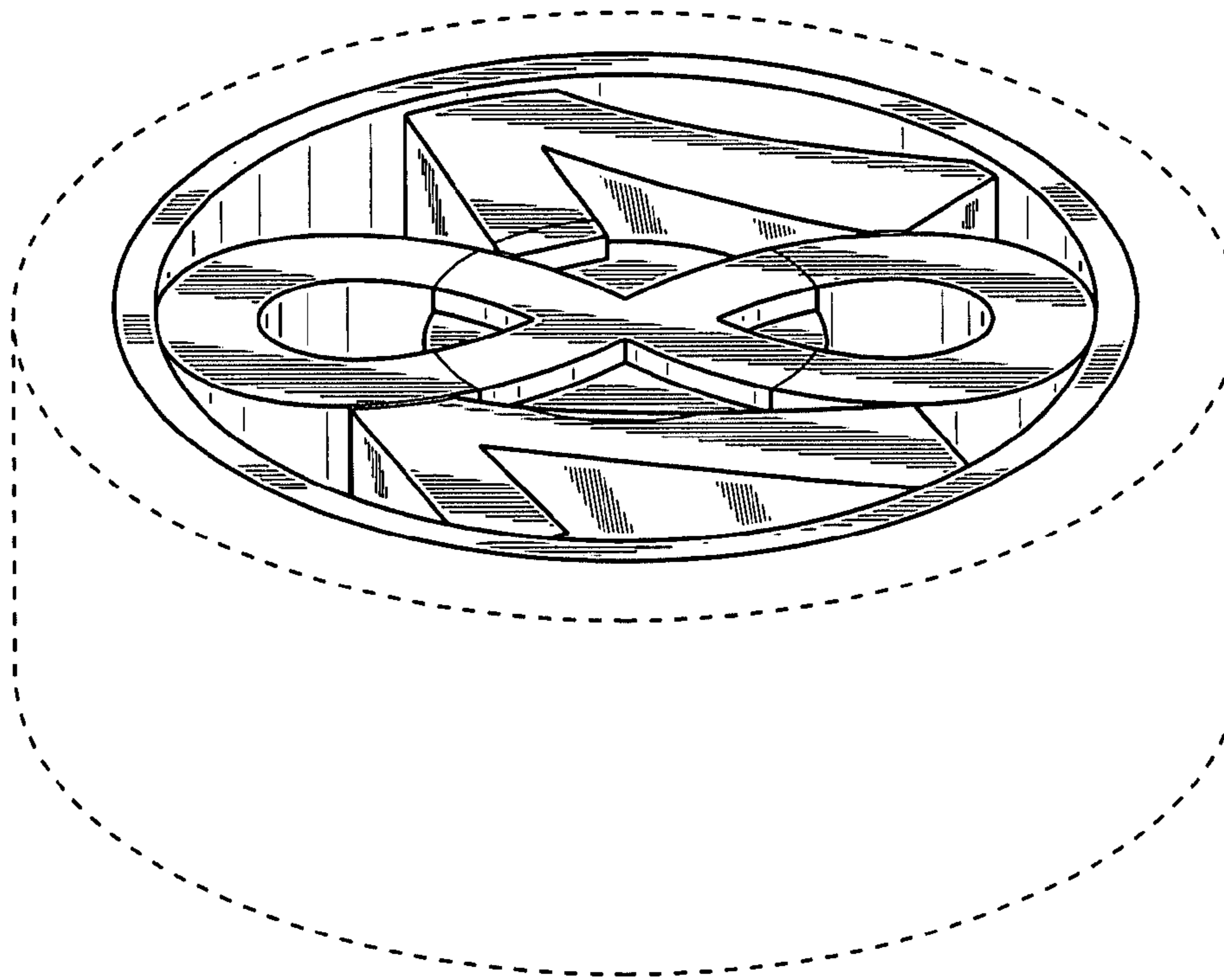


FIG. 1