

US00D568220S

(12) **United States Design Patent** (10) **Patent No.:** **US D568,220 S**
Okamoto et al. (45) **Date of Patent:** **** May 6, 2008**

(54) **AIR OUTLET COVER FOR AN AUTOMOBILE**

(75) Inventors: **Hiroshi Okamoto**, Nagoya (JP);
Toshiyuki Nagafuchi, Aichi-ken (JP)

(73) Assignee: **Toyota Jidosha Kabushiki Kaisha**,
Toyota (JP)

(**) Term: **14 Years**

(21) Appl. No.: **29/268,403**

(22) Filed: **Nov. 7, 2006**

(51) **LOC (8) Cl.** **12-16**

(52) **U.S. Cl.** **D12/196**

(58) **Field of Classification Search** D12/196,
D12/190, 90-92, 96; 296/56, 57.1, 183,
296/185, 190, 196, 197, 89.11, 89.12
See application file for complete search history.

(56) **References Cited**

U.S. PATENT DOCUMENTS

D495,643 S * 9/2004 Perfetti et al. D12/196
D502,134 S * 2/2005 Chan D12/196
D514,997 S * 2/2006 Hall et al. D12/196
D522,427 S * 6/2006 Beigel et al. D12/196

OTHER PUBLICATIONS

Brochure of MAZDA RX-8, Sep. 2004; Mazda Motor Corporation.
Brochure of BENZ SLR McLaren, 2002; Dalmier Chrysler Japan.

* cited by examiner

Primary Examiner—Melody N. Brown

(74) *Attorney, Agent, or Firm*—Finnegan, Henderson,
Farabow, Garrett & Dunner, L.L.P.

(57) **CLAIM**

The ornamental design for an air outlet cover for an auto-
mobile, as shown and described.

DESCRIPTION

FIG. 1 is a front, perspective view of an air outlet cover for
an automobile of our new design;

FIG. 2 is a front elevational view thereof;

FIG. 3 is a rear elevational view thereof;

FIG. 4 is a top plan view thereof;

FIG. 5 is a bottom plan view thereof;

FIG. 6 is a right side elevational view thereof; and,

FIG. 7 is a left side elevational view thereof.

The present design includes a mirror image of the design
depicted that is not shown.

1 Claim, 3 Drawing Sheets




Fig. 1




Fig. 2



Fig. 3



Fig. 4



Fig. 5




Fig. 6



Fig. 7

