



US00D568214S

(12) **United States Design Patent**
Greenfield

(10) **Patent No.:** **US D568,214 S**

(45) **Date of Patent:** **** May 6, 2008**

(54) **BICYCLE BASE BAR**

(75) Inventor: **David Greenfield**, Philadelphia, PA
(US)

(73) Assignee: **Elite Bicycles**, Philadelphia, PA (US)

(**) Term: **14 Years**

(21) Appl. No.: **29/266,676**

(22) Filed: **Sep. 26, 2006**

(51) **LOC (8) Cl.** **12-11**

(52) **U.S. Cl.** **D12/114**

(58) **Field of Classification Search** D12/110,
D12/111, 114, 178, 406, 407; 74/551.1-551.9;
280/263, 288.1-288.4, 304.5; 224/42.11,
224/420; D8/303, 315-321, DIG. 1, DIG. 8;
16/110.1, 415, 416, 419, 421
See application file for complete search history.

(56) **References Cited**

U.S. PATENT DOCUMENTS

822,487 A * 6/1906 Smith 74/551.1
6,182,529 B1 * 2/2001 White 74/551.1

2005/0252331 A1* 11/2005 Chen 74/551.8

* cited by examiner

Primary Examiner—Cathron Brooks

Assistant Examiner—Linda Brooks

(74) *Attorney, Agent, or Firm*—The Watson IP Group, PLC;
Jovan N. Jovanovic; Vladan M. Vasiljevic

(57) **CLAIM**

The ornamental design for a bicycle base bar, as shown and described.

DESCRIPTION

FIG. 1 is a perspective view of the bicycle base bar, showing, in particular the ornamental design thereof;

FIG. 2 is a front elevational view thereof;

FIG. 3 is a back elevational view thereof;

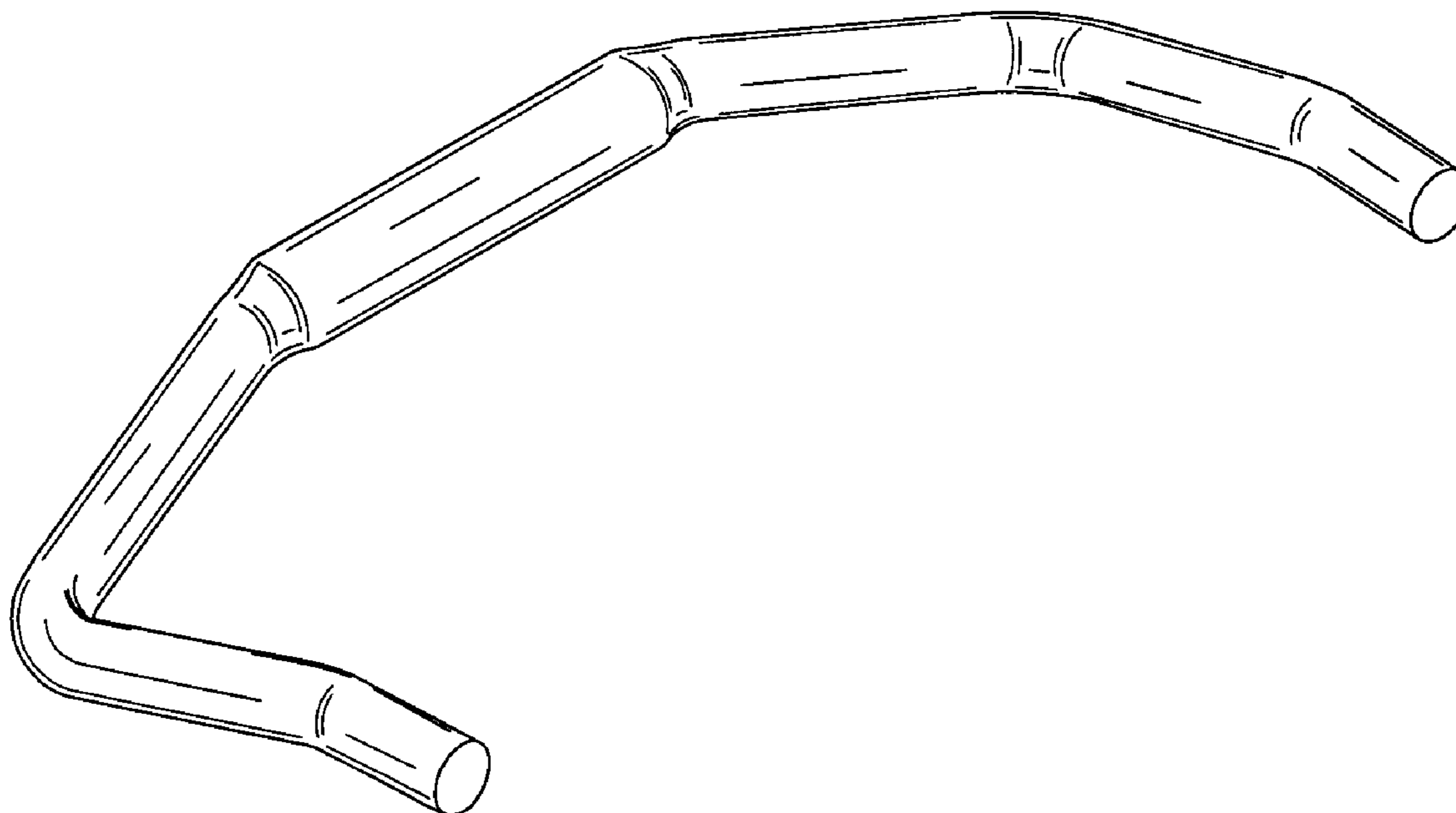
FIG. 4 is top plan view thereof;

FIG. 5 is a bottom plan view thereof;

FIG. 6 is a first side elevational view thereof; and,

FIG. 7 is a second side elevational view thereof.

1 Claim, 6 Drawing Sheets



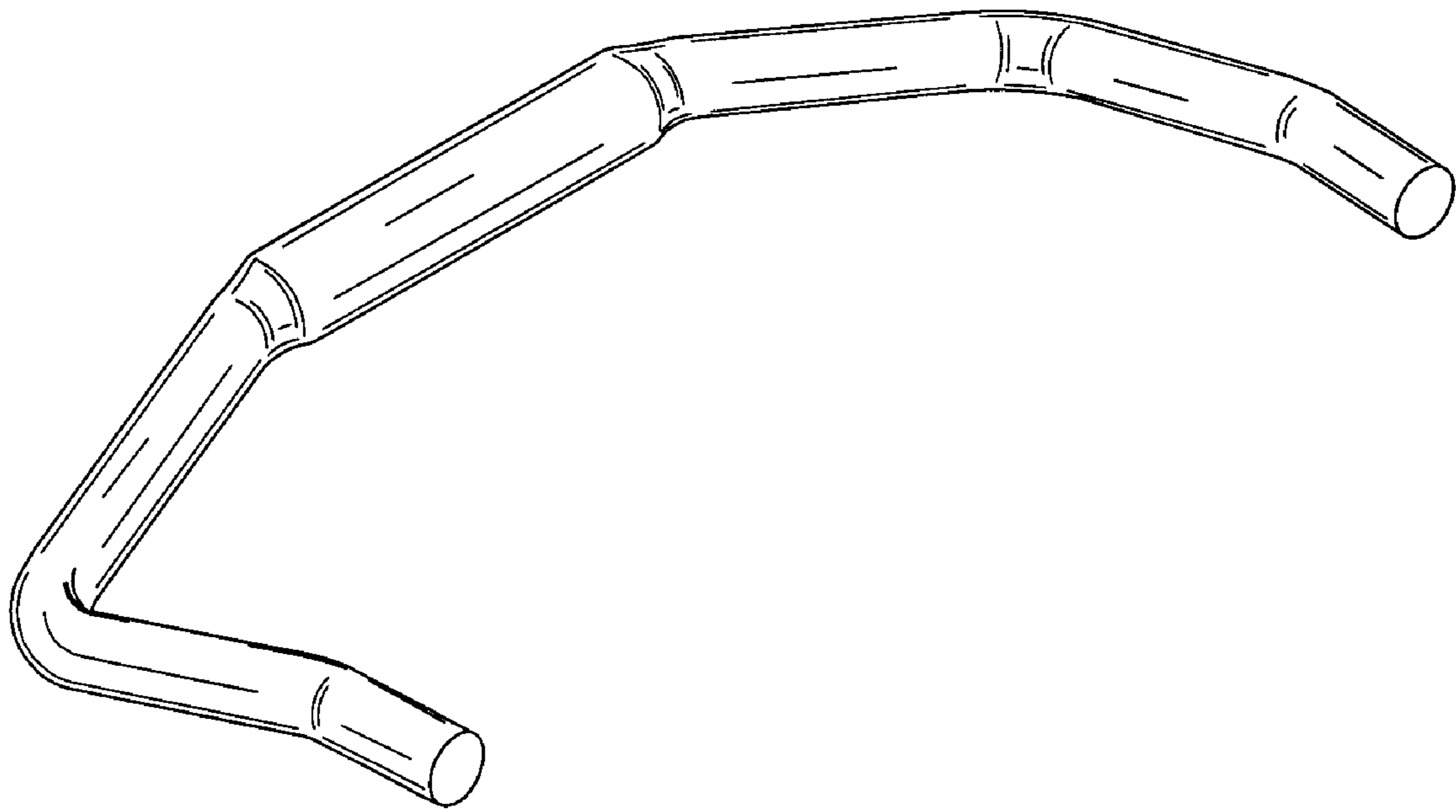


FIG. 1

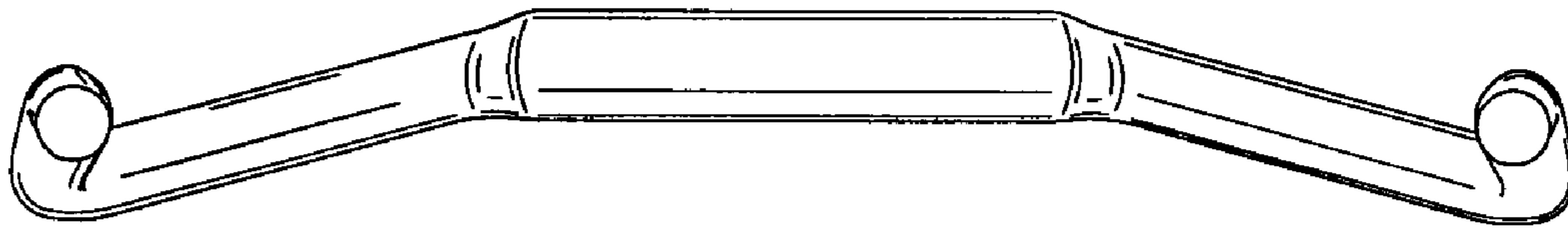


FIG. 2




FIG. 3

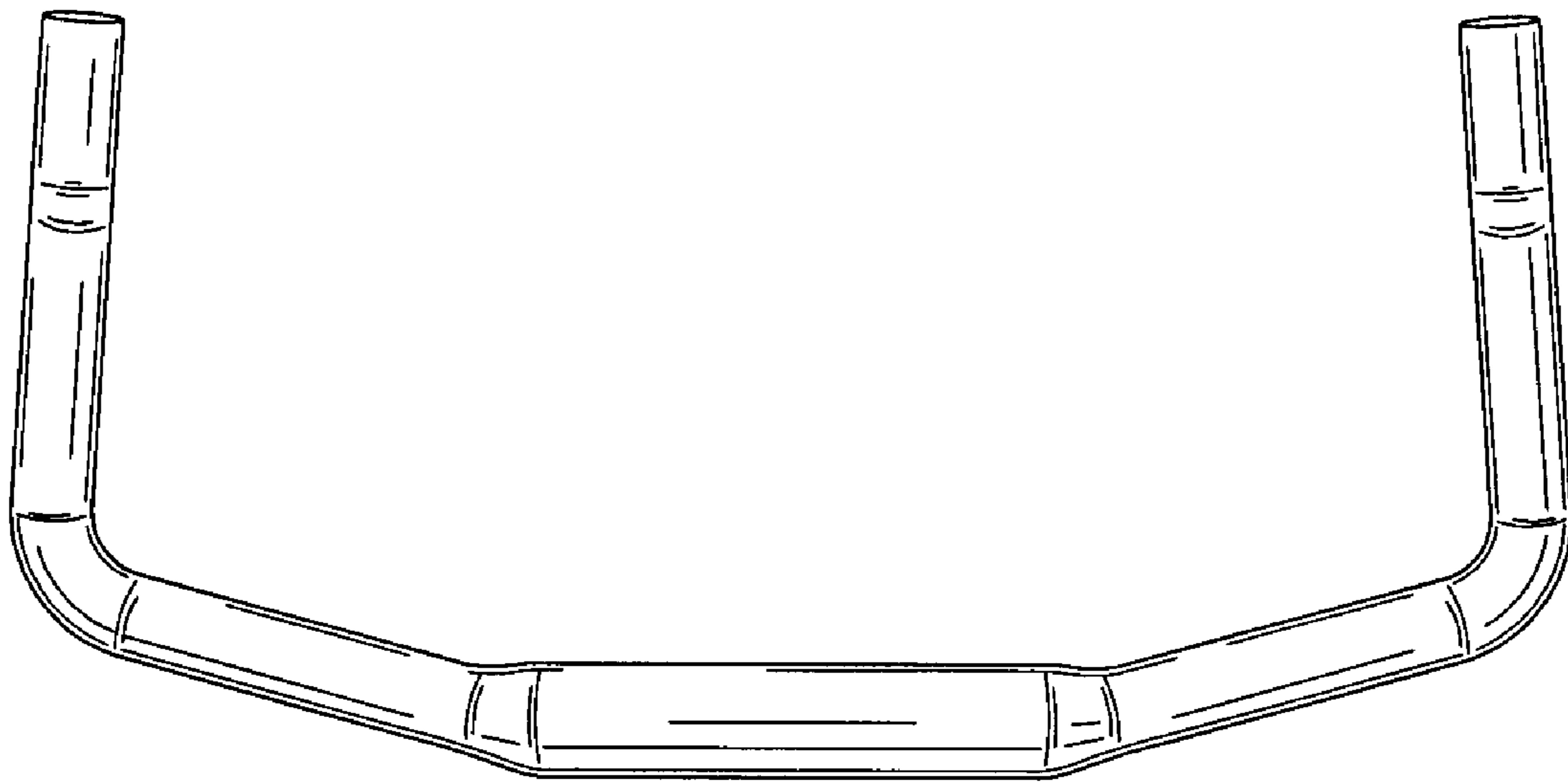


FIG. 4




FIG. 5

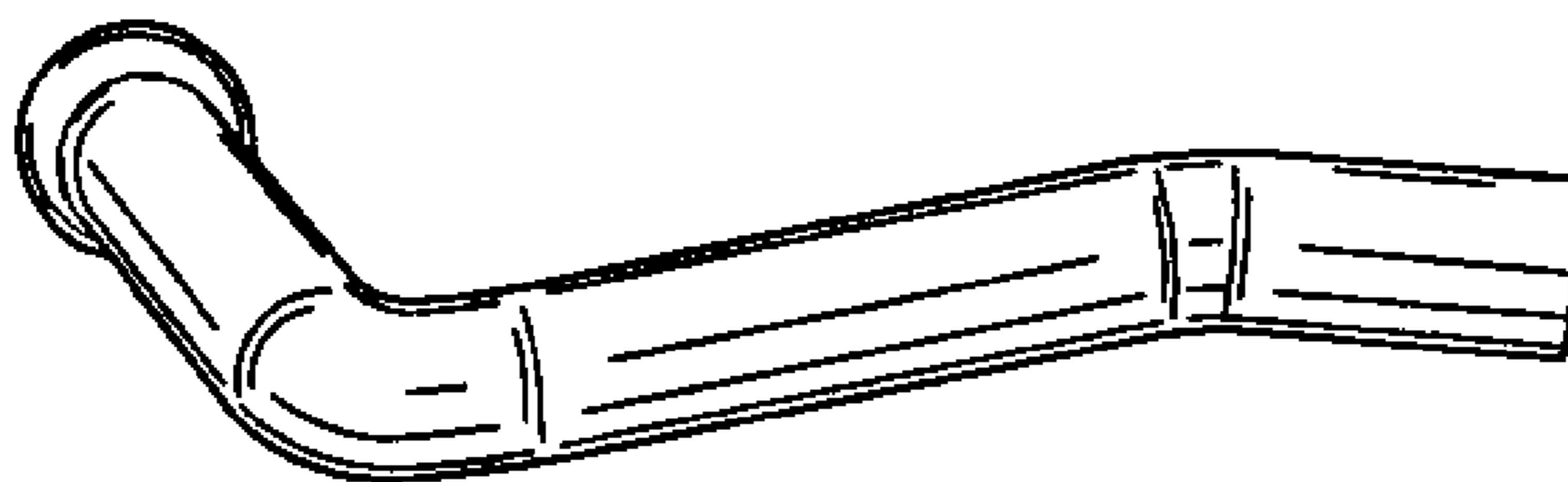


FIG. 6



FIG. 7