

US00D568198S

(12) **United States Design Patent**
Pilkin

(10) **Patent No.:** **US D568,198 S**

(45) **Date of Patent:** **** May 6, 2008**

(54) **RIBBON-WRAPPED WRISTLET BASE**

(76) Inventor: **Jessica Pilkin**, 203 Lakeview Ave., Clifton, NJ (US) 07011

(**) Term: **14 Years**

(21) Appl. No.: **29/252,336**

(22) Filed: **Jan. 20, 2006**

(51) **LOC (8) Cl.** **11-01**

(52) **U.S. Cl.** **D11/6**

(58) **Field of Classification Search** D11/1-25,
D11/32, 93, 94; 59/78, 79.2; 63/1.11, 3,
63/3.1, 3.2, 5.1, 5.2, 7-11; 224/175; D5/34,
D5/40; D2/621

See application file for complete search history.

(56) **References Cited**

U.S. PATENT DOCUMENTS

584,409	A *	6/1897	Schnell	D11/1
625,959	A *	5/1899	Saart	D11/4
657,585	A *	9/1900	Carroll	D11/1
2,184,942	A *	12/1939	McDonald	D11/6
D158,157	S *	4/1950	Vastano	D11/23
2,613,412	A *	10/1952	Robinson	D11/67
D339,545	S *	9/1993	Davies	D11/3
D398,878	S *	9/1998	Middleton, Sr.	D11/86
5,857,217	A *	1/1999	Hsueh	63/21

* cited by examiner

Primary Examiner—Cathron Brooks

Assistant Examiner—Michael A. Pratt

(74) *Attorney, Agent, or Firm*—Siegmar Silber

(57) **CLAIM**

The ornamental design for a ribbon-wrapped wristlet base, as shown and described.

DESCRIPTION

FIG. 1 is a front perspective view of a ribbon-wrapped wristlet base for the mounting of a floral arrangement thereon shown on a wrist drawn in broken lines;

FIG. 2 is a rear perspective view of FIG. 1 shown on a wrist drawn in broken lines;

FIG. 3 is a front elevational view of FIG. 1;

FIG. 4 is a rear elevational view of FIG. 2;

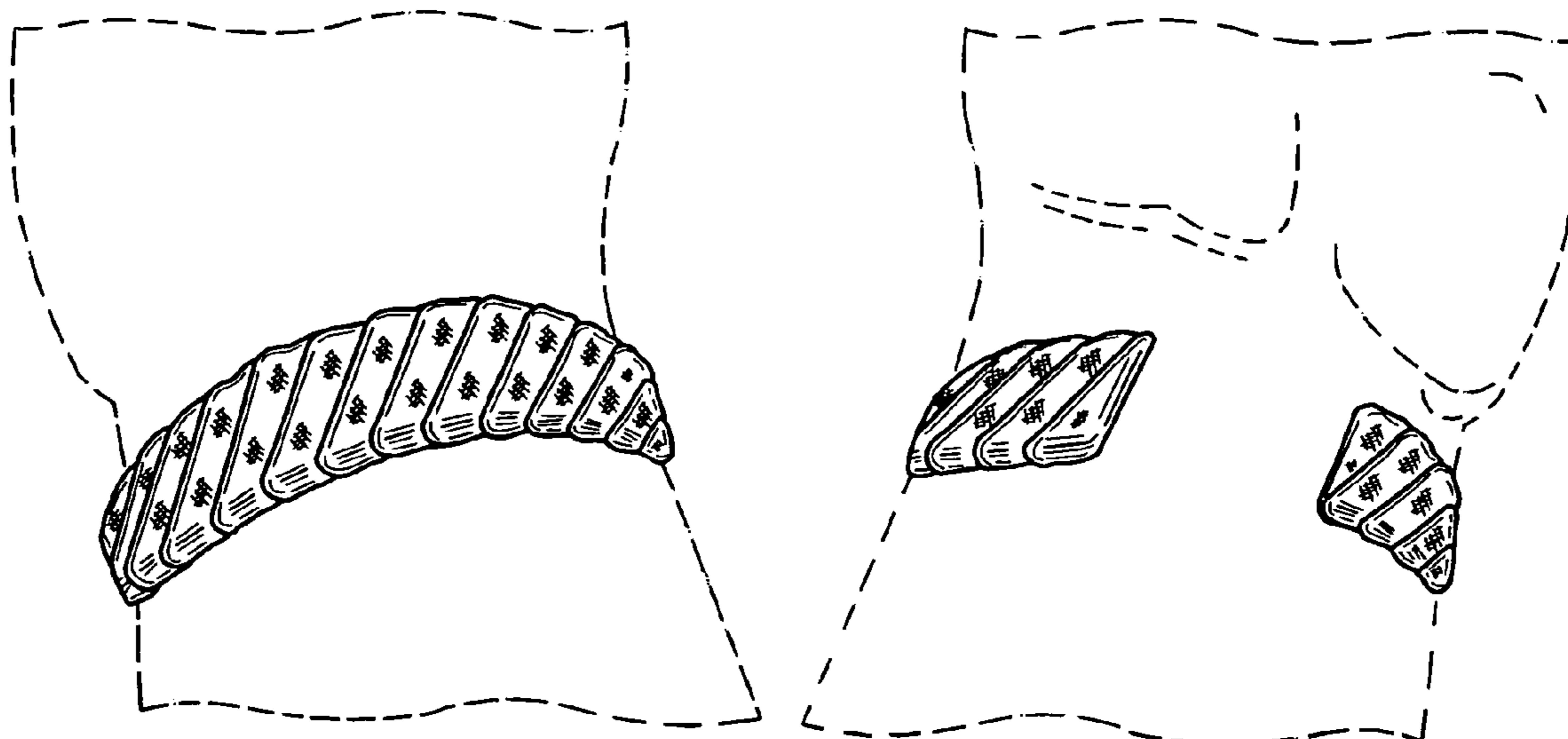
FIG. 5 is a top plan view of FIG. 3, the bottom plan view not being shown as this view is the mirror image of the top view;

FIG. 6 is a front elevational view of FIG. 3 shown with the ribbon-wrapped wristlet base fully extended; and,

FIG. 7 is a rear elevational view of FIG. 6.

The broken line showing of a human hand is included for the purpose of illustrating environment and forms no part of the claimed design.

1 Claim, 3 Drawing Sheets



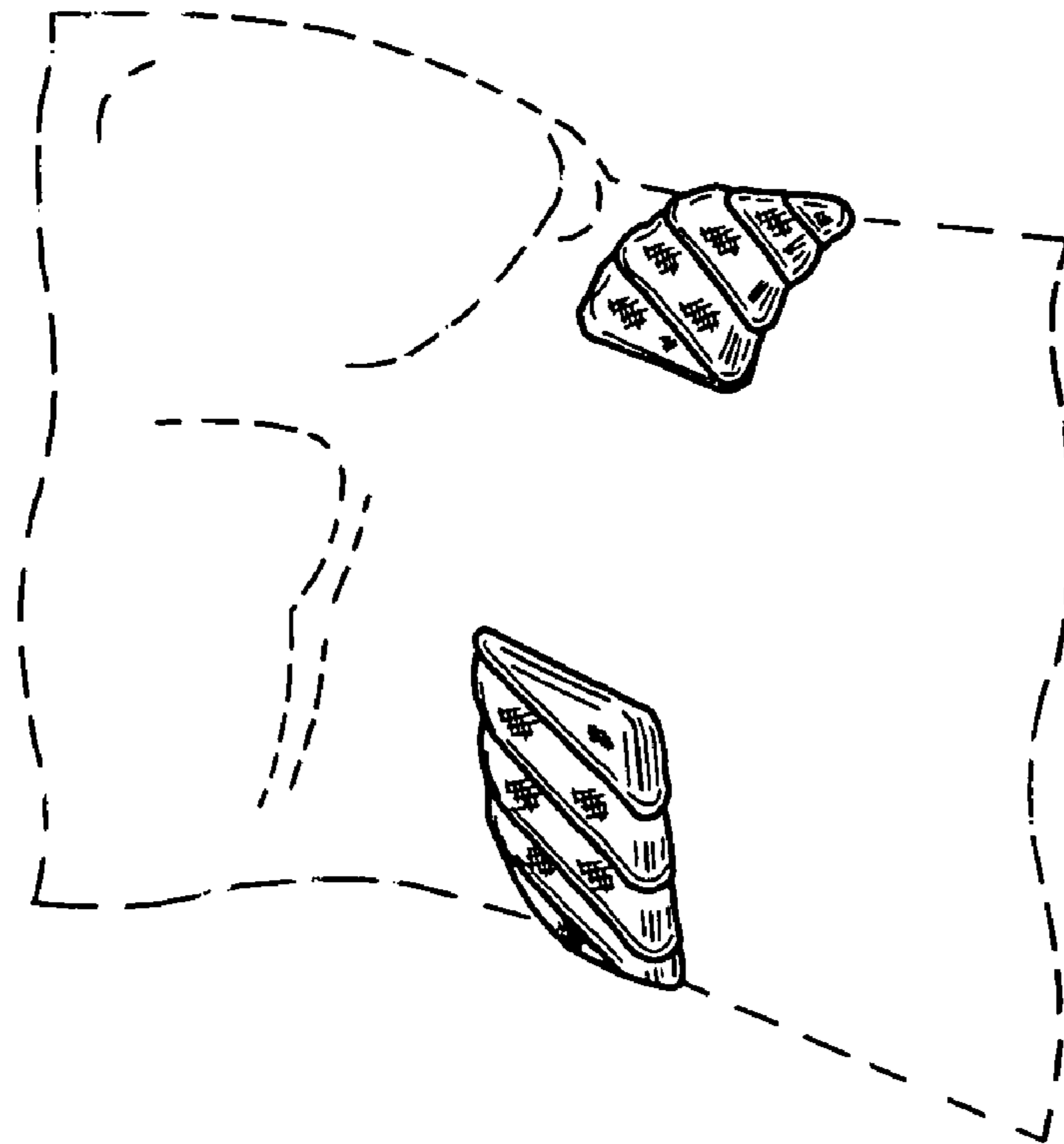


FIG. 2

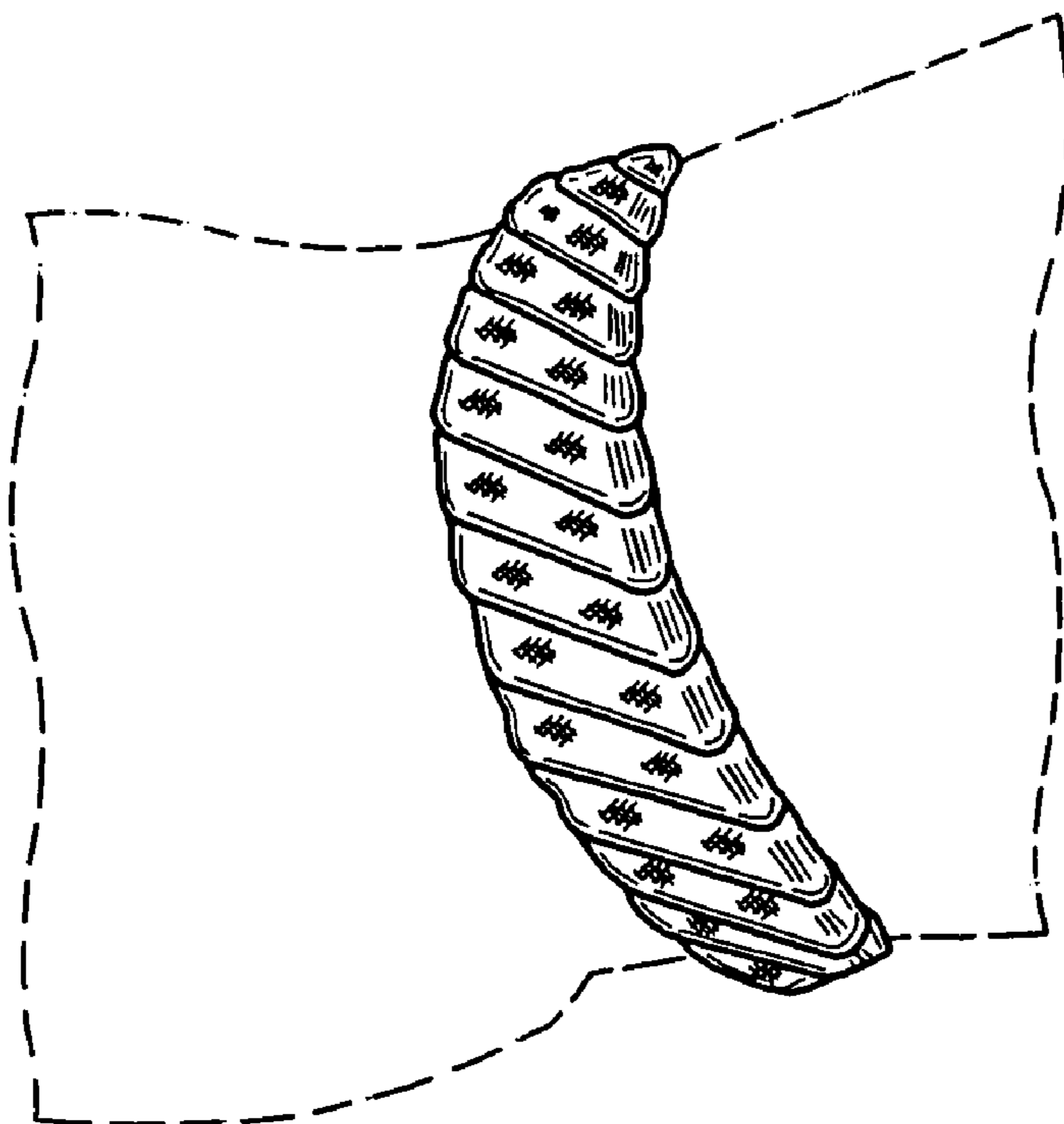


FIG. 1




FIG. 3




FIG. 4




FIG. 5

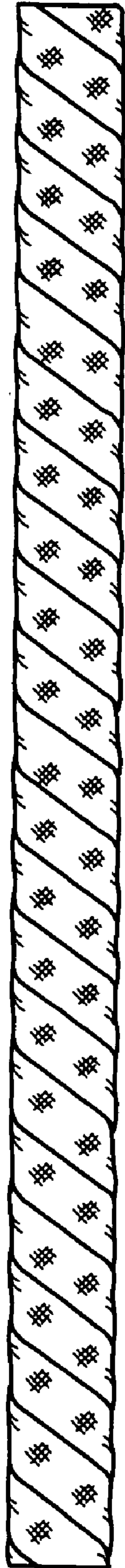


FIG. 6.




FIG. 7