



US00D568181S

(12) **United States Design Patent**
Rabassa

(10) **Patent No.:** **US D568,181 S**

(45) **Date of Patent:** **** May 6, 2008**

(54) **WATCH**

(75) **Inventor:** **Serge Rabassa, Vessy (CH)**

(73) **Assignee:** **Cartier Creation Studio SA, Geneva (CH)**

(**) **Term:** **14 Years**

(21) **Appl. No.:** **29/295,649**

(22) **Filed:** **Oct. 3, 2007**

(30) **Foreign Application Priority Data**

Apr. 5, 2007 (CH) 13370

(51) **LOC (8) Cl.** **10-02**

(52) **U.S. Cl.** **D10/39**

(58) **Field of Classification Search** D10/30-39,
D10/122-132; 368/276, 281, 282, 285, 80,
368/223, 228, 232

See application file for complete search history.

(56) **References Cited**

U.S. PATENT DOCUMENTS

| | | | | | | |
|-----------|---|---|---------|-----------|-------|---------|
| D80,307 | S | * | 1/1930 | Conant | | D10/38 |
| 2,232,300 | A | * | 2/1941 | Arbey | | 368/228 |
| 2,467,050 | A | * | 4/1949 | Piquerez | | 368/294 |
| 2,959,912 | A | * | 11/1960 | Morf | | 368/294 |
| 3,269,108 | A | * | 8/1966 | Mottironi | | 368/281 |
| 3,395,531 | A | * | 8/1968 | Caprara | | 368/291 |
| 4,218,873 | A | * | 8/1980 | Lang | | 368/281 |
| D262,949 | S | * | 2/1982 | Perrin | | D10/32 |
| D263,377 | S | * | 3/1982 | Bulgari | | D10/39 |
| D288,066 | S | * | 2/1987 | Kanouï | | D10/32 |

| | | | | | | |
|----------|---|---|---------|---------------|-------|--------|
| D351,799 | S | * | 10/1994 | Bulgari | | D10/39 |
| D375,053 | S | * | 10/1996 | Voegeli | | D10/30 |
| D413,526 | S | * | 9/1999 | Perrin et al. | | D10/30 |
| D414,706 | S | * | 10/1999 | Jorst | | D10/32 |
| D462,909 | S | * | 9/2002 | Cattin | | D10/39 |
| D473,802 | S | * | 4/2003 | Berliat | | D10/39 |
| D496,589 | S | * | 9/2004 | Perrenoud | | D10/30 |
| D508,421 | S | * | 8/2005 | Diltoer | | D10/39 |
| D539,671 | S | * | 4/2007 | Lassigne | | D10/32 |
| D542,159 | S | * | 5/2007 | Junod | | D10/38 |

* cited by examiner

Primary Examiner—Lucy Lieberman

(74) *Attorney, Agent, or Firm*—Young & Thompson

(57) **CLAIM**

The ornamental design for a watch, as shown.

DESCRIPTION

FIG. 1 is a top plan view of a watch showing my new design;

FIG. 2 is a bottom plan view thereof;

FIG. 3 is a side elevational view thereof from the right of FIG. 1;

FIG. 4 is a side elevational view thereof from the left of FIG. 1;

FIG. 5 is an end elevational view thereof from the bottom of FIG. 1;

FIG. 6 is an end elevational view thereof from the top of FIG. 2; and,

FIG. 7 is a top and side perspective thereof.

1 Claim, 1 Drawing Sheet




Fig 1

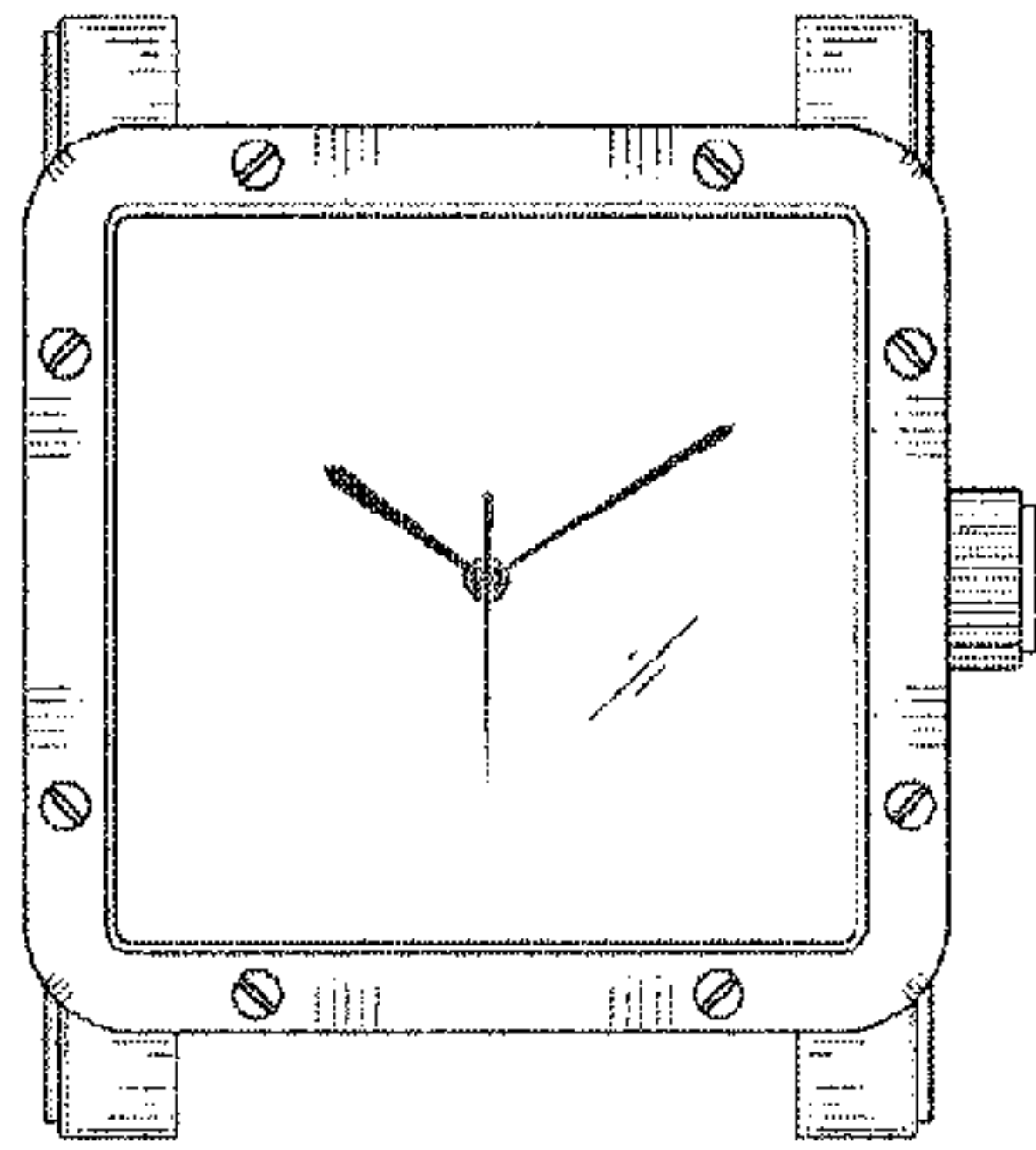


Fig 2

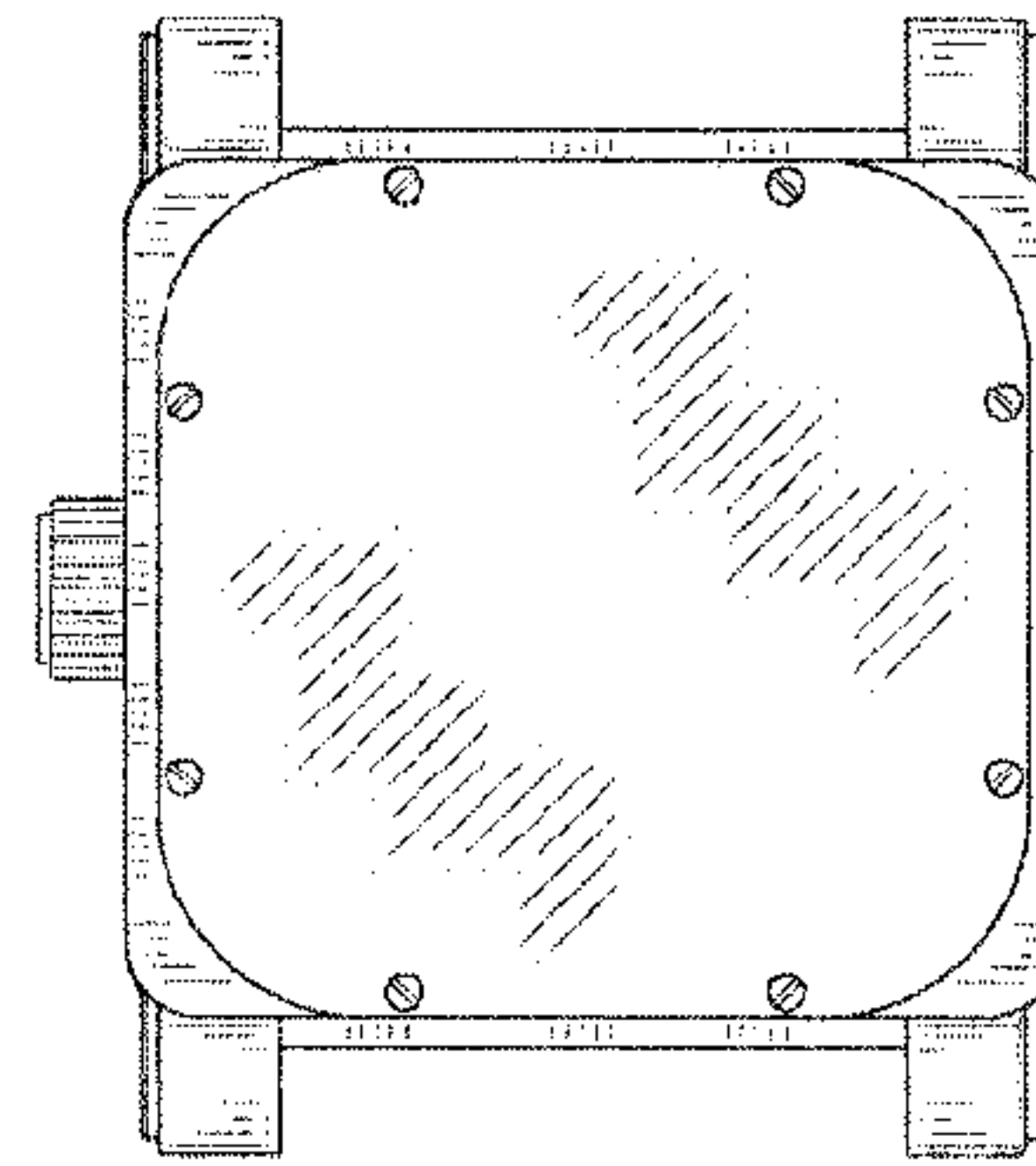


Fig 3

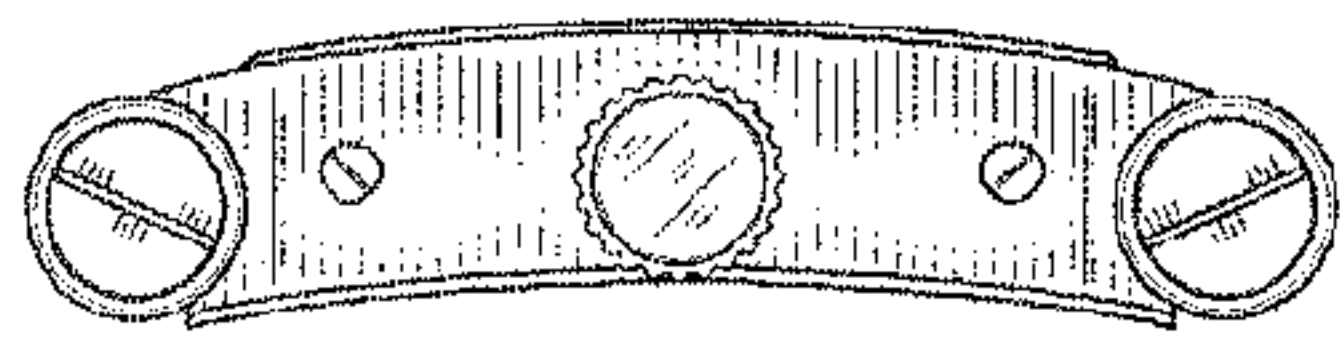


Fig 4




Fig 5

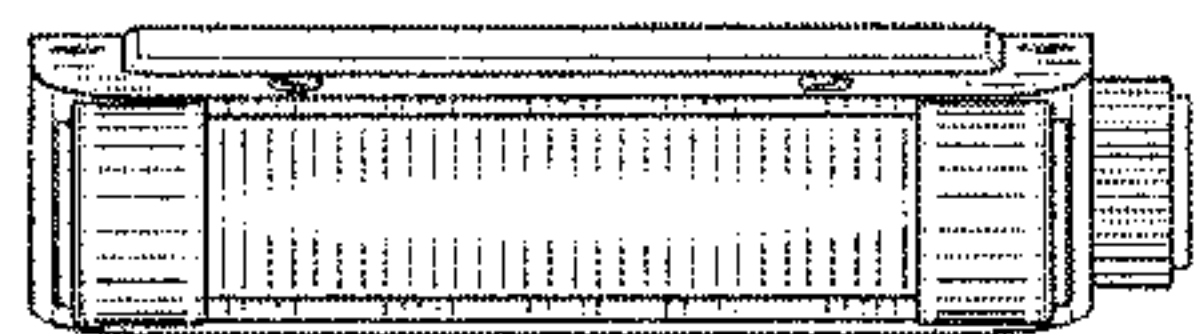


Fig 6




Fig 7

