



US00D568177S

(12) **United States Design Patent**
Lassigne

(10) **Patent No.:** **US D568,177 S**

(45) **Date of Patent:** **** May 6, 2008**

(54) **COMBINED WRISTWATCH CASE AND BRACELET**

(76) Inventor: **Patrick Joseph Lassigne**, 23, chemin des Villarets, 2036 Cormondrèche (CH)

(**) Term: **14 Years**

(21) Appl. No.: **29/288,150**

(22) Filed: **May 31, 2007**

(30) **Foreign Application Priority Data**

Dec. 4, 2006 (WO) DM/068 408

(51) **LOC (8) Cl.** **10-02**

(52) **U.S. Cl.** **D10/32**

(58) **Field of Classification Search** D10/30-39;
368/276, 281, 282, 285; D11/3, 12, 14; 63/3,
63/3.1, 4; 224/164

See application file for complete search history.

(56) **References Cited**

U.S. PATENT DOCUMENTS

- D80,359 S * 1/1930 Conant D10/38
- 2,022,397 A * 11/1935 Zeitz 63/4
- D403,248 S * 12/1998 Magninat D10/30
- D413,818 S * 9/1999 Baumann D10/32
- D423,373 S * 4/2000 Wunderman D10/32
- D425,815 S * 5/2000 Bernheim D11/6
- D431,783 S * 10/2000 Lassigne D10/32

- D432,437 S * 10/2000 Lassigne D10/32
- D446,461 S * 8/2001 Wunderman D10/32
- D526,234 S * 8/2006 Dolce et al. D11/6
- D535,199 S * 1/2007 Lassigne D10/32
- D537,738 S * 3/2007 Ohki et al. D10/32
- D537,739 S * 3/2007 Lassigne D10/32

* cited by examiner

Primary Examiner—Lucy Lieberman

(74) *Attorney, Agent, or Firm*—McGlew and Tuttle P.C.

(57) **CLAIM**

The ornamental design for a combined wristwatch case and bracelet, as shown and described.

DESCRIPTION

FIG. 1 is a front view of my new combined wristwatch case and bracelet design wherein the surface markings under the crystal do not form a part of the design;

FIG. 2 is a rear view thereof;

FIG. 3 is a perspective view thereof wherein the surface markings under the crystal do not form a part of the design;

FIG. 4 is a right side view thereof;

FIG. 5 is a bottom view thereof;

FIG. 6 is left side view thereof; and,

FIG. 7 is a top view thereof.

1 Claim, 2 Drawing Sheets






Fig. 1




Fig. 2




Fig. 3




Fig. 4




Fig. 5




Fig. 6




Fig. 7