



US00D568161S

(12) **United States Design Patent** (10) **Patent No.:** **US D568,161 S**  
**Delli Venneri et al.** (45) **Date of Patent:** **\*\* May 6, 2008**

(54) **CONTAINER**  
(75) Inventors: **Nicola Delli Venneri**, Meerbusch (DE);  
**Ulrike Danne**, Pulheim (DE)  
(73) Assignee: **Henkel Kommanditgesellschaft auf Aktien**, Dusseldorf (DE)  
(\*\*) Term: **14 Years**

D246,317 S \* 11/1977 Heath et al. .... D23/369  
D284,837 S \* 7/1986 Nilsson ..... D9/503  
D318,613 S \* 7/1991 Halm et al. .... D32/29.1  
D367,009 S \* 2/1996 Dinand ..... D9/519  
D411,446 S \* 6/1999 Cautereels ..... D9/757  
D441,596 S \* 5/2001 Fernandez ..... D7/354  
D465,733 S \* 11/2002 Hill ..... D9/519  
6,971,523 B2 \* 12/2005 Van Heugten ..... 206/561  
D550,095 S \* 9/2007 De Oliveira Neto et al. D9/564

(21) Appl. No.: **29/262,765**  
(22) Filed: **Jul. 11, 2006**

**FOREIGN PATENT DOCUMENTS**

DE M9803189.9 1/1999  
DE 40403663.5 9/2004  
WO DM/003 351 3/1984

(30) **Foreign Application Priority Data**  
Jan. 11, 2006 (EM) ..... 000461769

\* cited by examiner

*Primary Examiner*—Catherine Tuttle  
(74) *Attorney, Agent, or Firm*—Paul & Paul

(51) **LOC (8) Cl.** ..... **09-01**  
(52) **U.S. Cl.** ..... **D9/519; D9/504**  
(58) **Field of Classification Search** ..... D9/516–575,  
D9/414–429; D7/500, 502–504, 538, 540,  
D7/591, 592, 597, 601, 602, 611, 615, 629,  
D7/630; D3/20, 201, 257, 258, 269, 273,  
D3/274, 302; D23/366, 369; D28/76, 82,  
D28/91, 77; 206/501, 502, 514, 521.1, 521.2,  
206/521.8, 592, 525, 315.9, 315.91, 822,  
206/581, 823; 220/4.21, 4.25, 669–675;  
215/376, 377, 379, 382, 384, 395  
See application file for complete search history.

(57) **CLAIM**

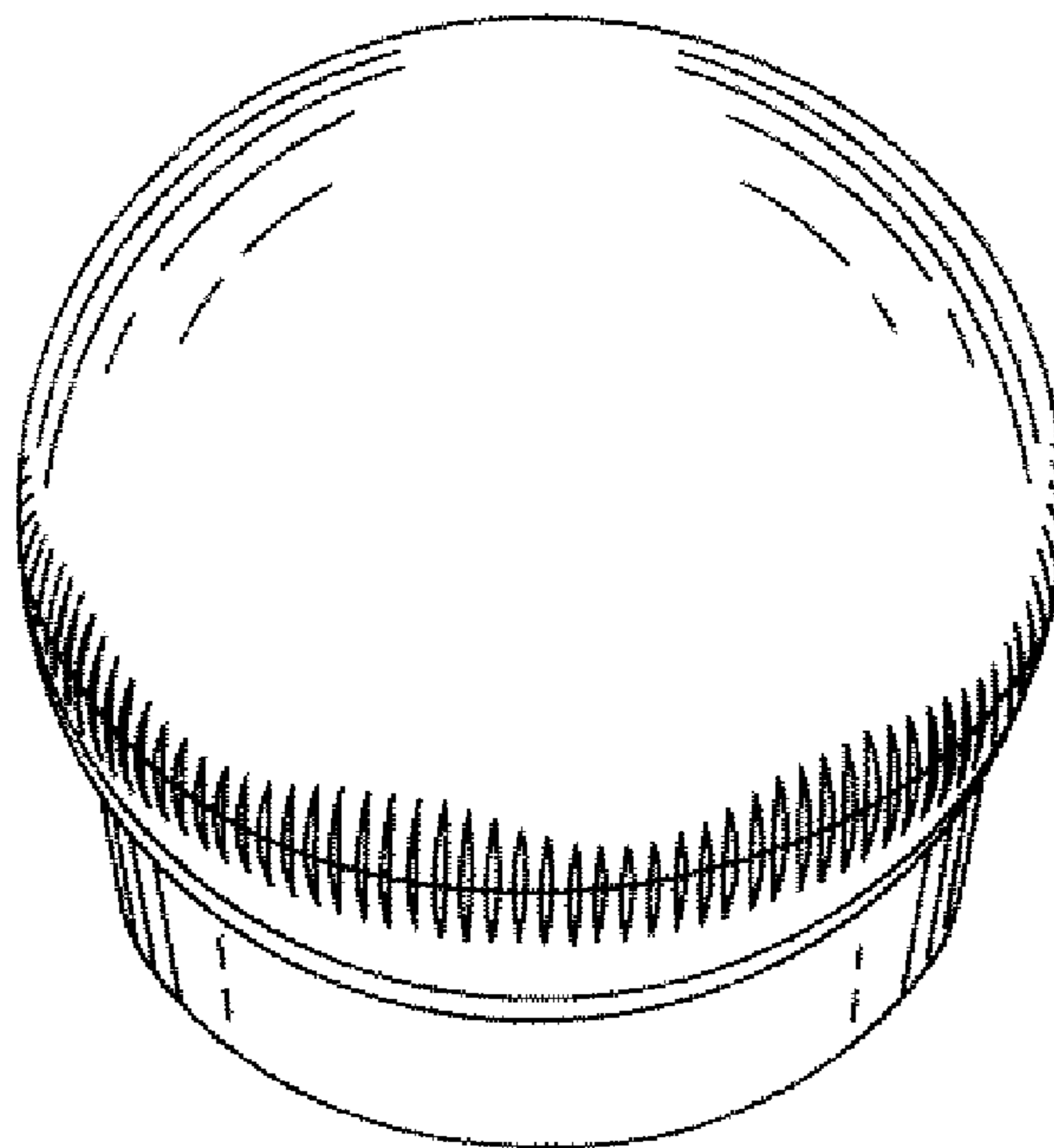
The ornamental design for the container, as shown and described.

**DESCRIPTION**

FIG. 1 is a perspective view of a container embodying our new design;  
FIG. 2 is a front elevation view of the container, the rear elevation view being identical to FIG. 2;  
FIG. 3 is a top plan view of the container; and,  
FIG. 4 is a bottom plan view of the container.  
The broken lines in FIG. 4 are included for the purpose of illustrating a portion of the container that forms no part of the claimed design.

(56) **References Cited**  
**U.S. PATENT DOCUMENTS**  
D88,690 S \* 12/1932 De Vaultier ..... D9/547  
D175,498 S \* 9/1955 Easton ..... D7/540  
D192,657 S \* 4/1962 Mox ..... D9/429  
D208,840 S \* 10/1967 Sanchez ..... D27/191  
3,418,139 A \* 12/1968 Craig ..... 426/115

**1 Claim, 2 Drawing Sheets**



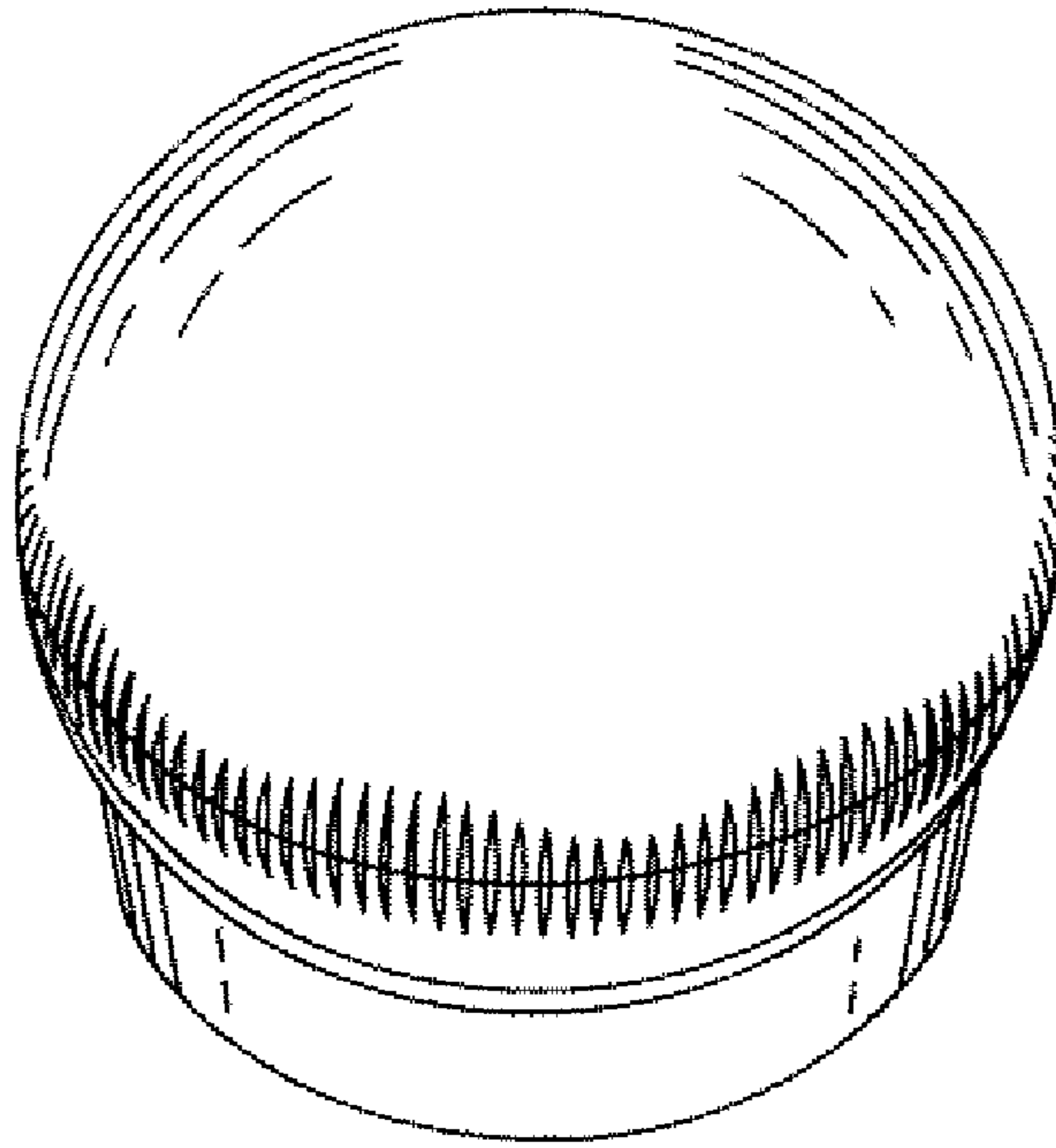


Fig. 1

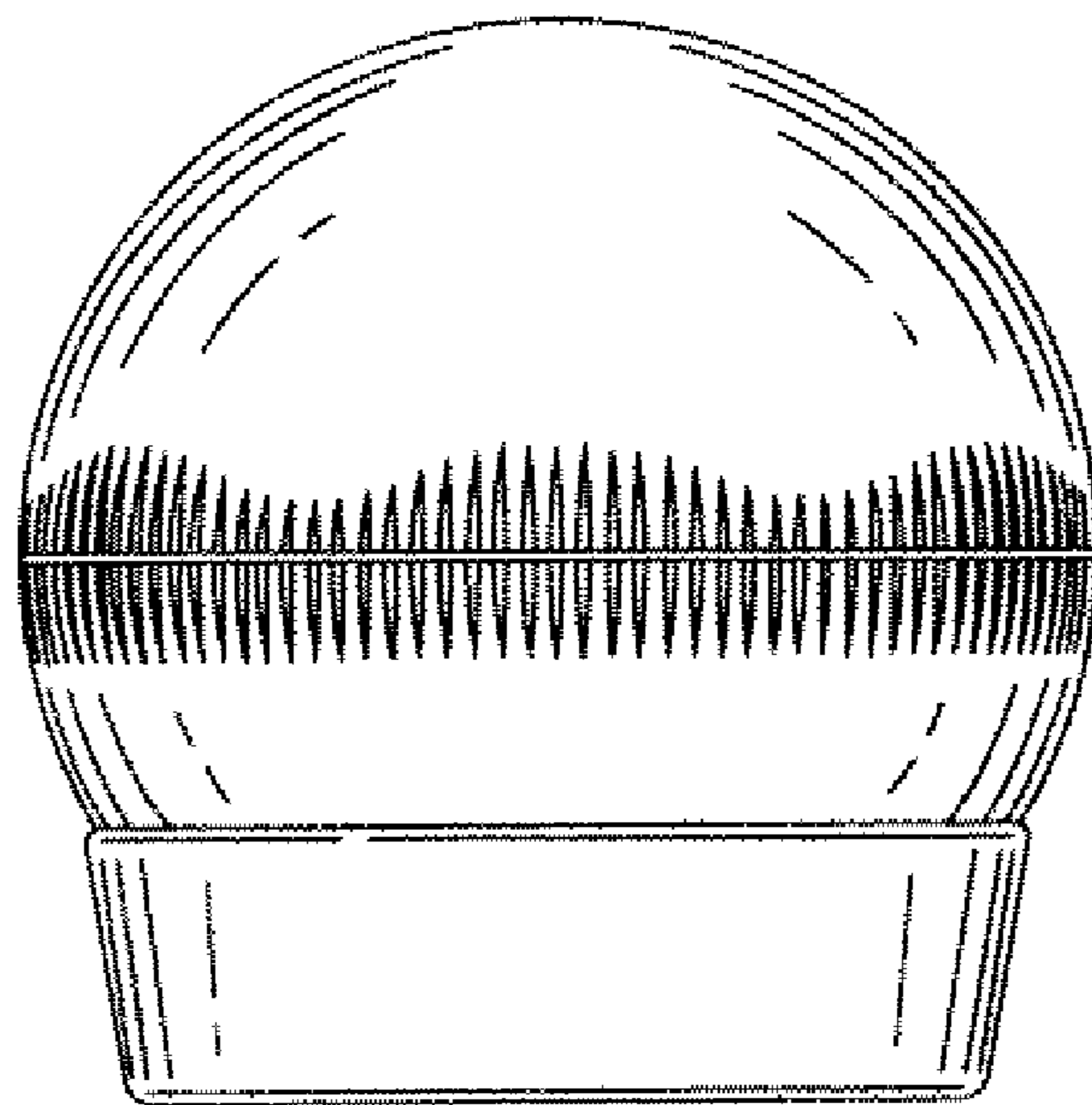


Fig. 2




Fig. 3

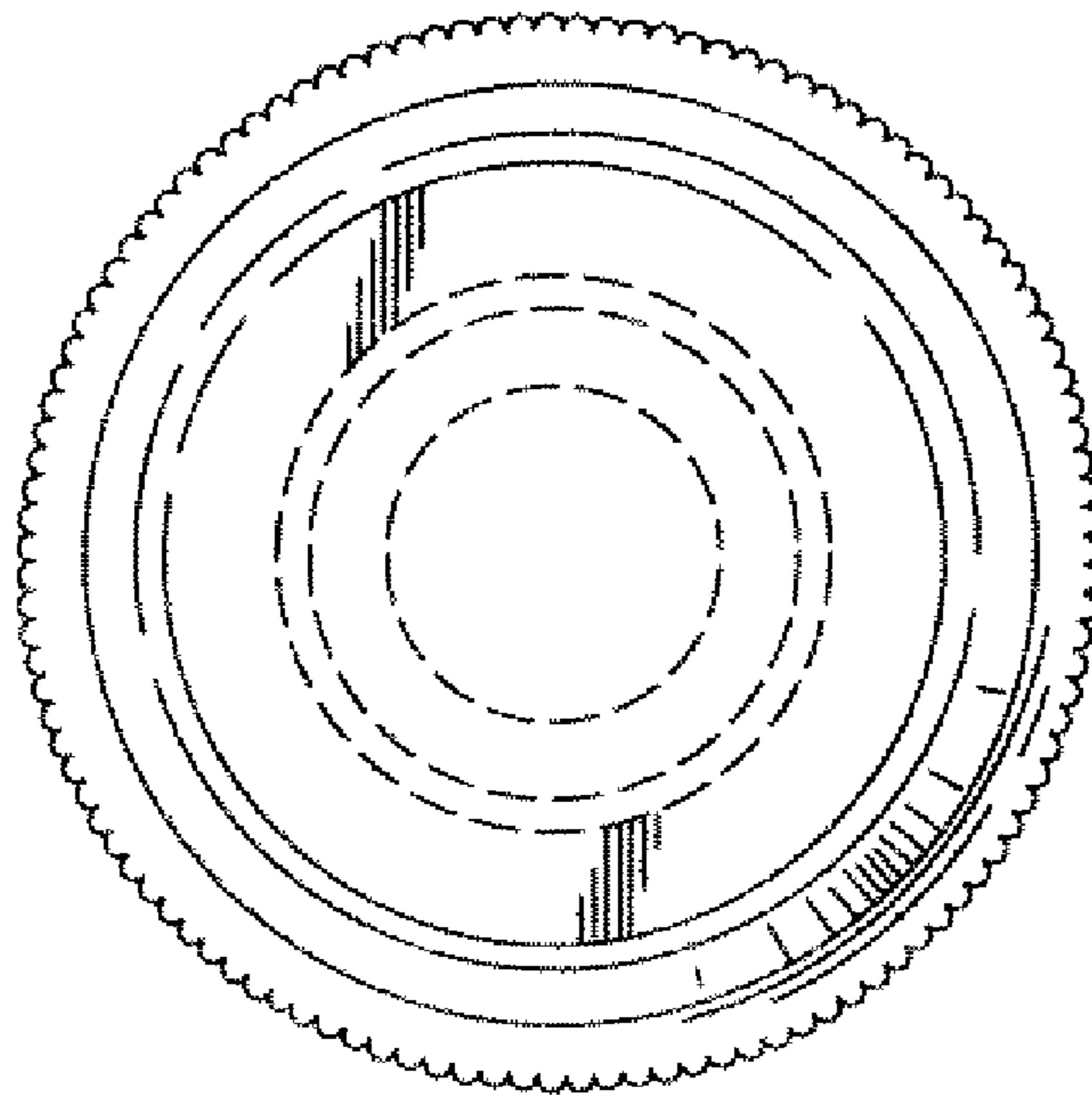


Fig. 4