



US00D568158S

(12) **United States Design Patent**
Dellevigne

(10) **Patent No.:** **US D568,158 S**

(45) **Date of Patent:** **** May 6, 2008**

(54) **PORTION OF A BOTTLE**

(75) Inventor: **Laura A. Dellevigne**, Danbury, CT
(US)

(73) Assignee: **PepsiCo, Inc.**, Purchase, NY (US)

(**) Term: **14 Years**

(21) Appl. No.: **29/297,416**

(22) Filed: **Nov. 9, 2007**

D427,071 S *	6/2000	Williams et al.	D9/520
D429,166 S *	8/2000	Ogg	D9/552
D432,018 S *	10/2000	Steward	D9/537
D432,020 S *	10/2000	Steward et al.	D9/540
D447,061 S *	8/2001	Peek	D9/549
D453,686 S *	2/2002	Petursdottir	D9/570
D455,964 S *	4/2002	Patterson	D9/552
D466,023 S *	11/2002	Eickmeier	D9/552
D503,309 S *	3/2005	Yu	D7/511
D509,436 S *	9/2005	Mero et al.	D9/538
D509,746 S *	9/2005	Mero et al.	D9/538
D517,864 S *	3/2006	Yu	D7/510

Related U.S. Application Data

(62) Division of application No. 29/259,431, filed on May 8, 2006, now Pat. No. Des. 561,598.

(51) **LOC (8) Cl.** **09-01**

(52) **U.S. Cl.** **D9/516; D9/552**

(58) **Field of Classification Search** D9/600,
D9/640, 649, 667-668, 670, 681, 772-776,
D9/779-780, 516, 520, 537-540, 545-547,
D9/549, 551-554, 556-558, 564-567, 569-570;
D7/509-510; 215/382-384, 396, 398, 373,
215/375

See application file for complete search history.

(56) **References Cited**

U.S. PATENT DOCUMENTS

D370,178 S *	5/1996	Petre et al.	D9/520
D379,154 S *	5/1997	Cox	D9/540
D381,272 S *	7/1997	Coons	D9/540
5,785,197 A *	7/1998	Slat	215/375
5,906,286 A *	5/1999	Matsuno et al.	215/375
D423,939 S *	5/2000	Ogg	D9/537
D424,948 S *	5/2000	Ullmo	D9/540

* cited by examiner

Primary Examiner—Carol Rademaker

(74) *Attorney, Agent, or Firm*—Banner & Witcoff, Ltd.

(57) **CLAIM**

The ornamental design for a portion of a bottle, as shown and described.

DESCRIPTION

FIG. 1 is a top, right, front perspective view for a portion of a bottle;

FIG. 2 is a rear elevational view thereof;

FIG. 3 is a right side elevational view thereof;

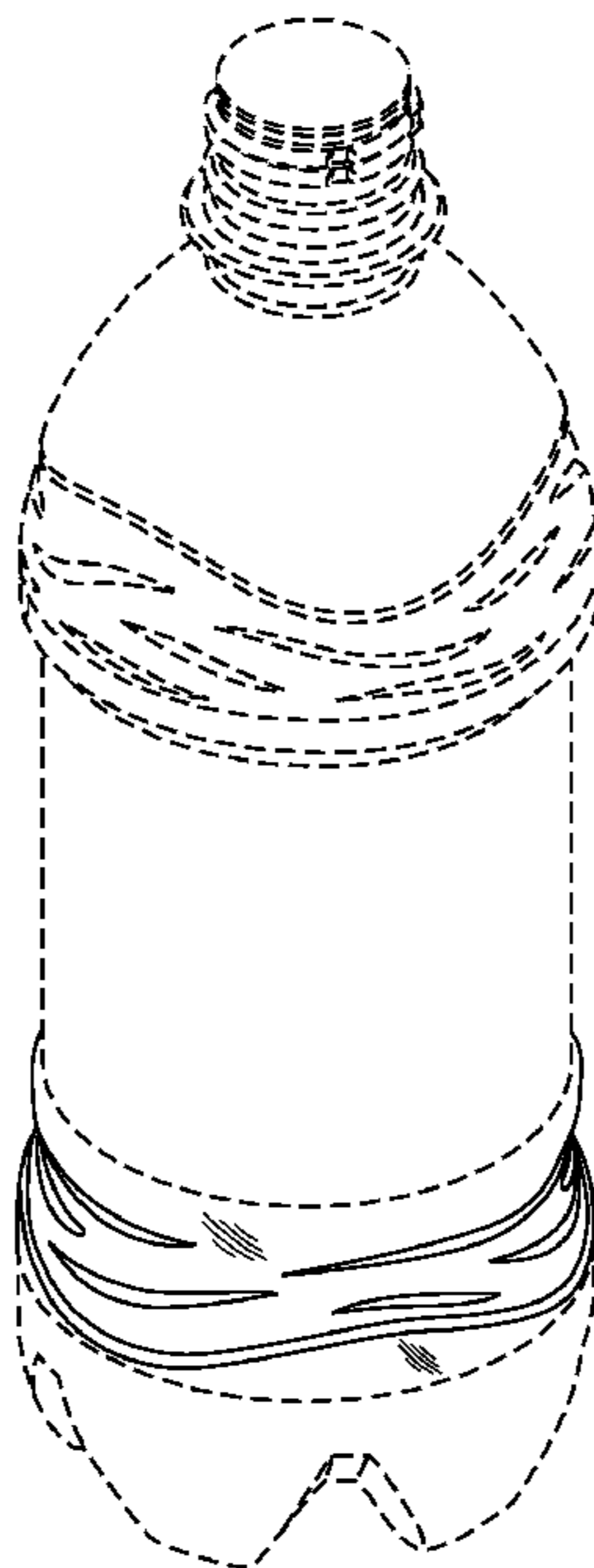
FIG. 4 is a left side elevational view;

FIG. 5 is a top plan view thereof; and,

FIG. 6 is a front elevational view thereof.

The dash lines shown in the drawings are for illustrative purposes only and form no part of the claimed design.

1 Claim, 3 Drawing Sheets



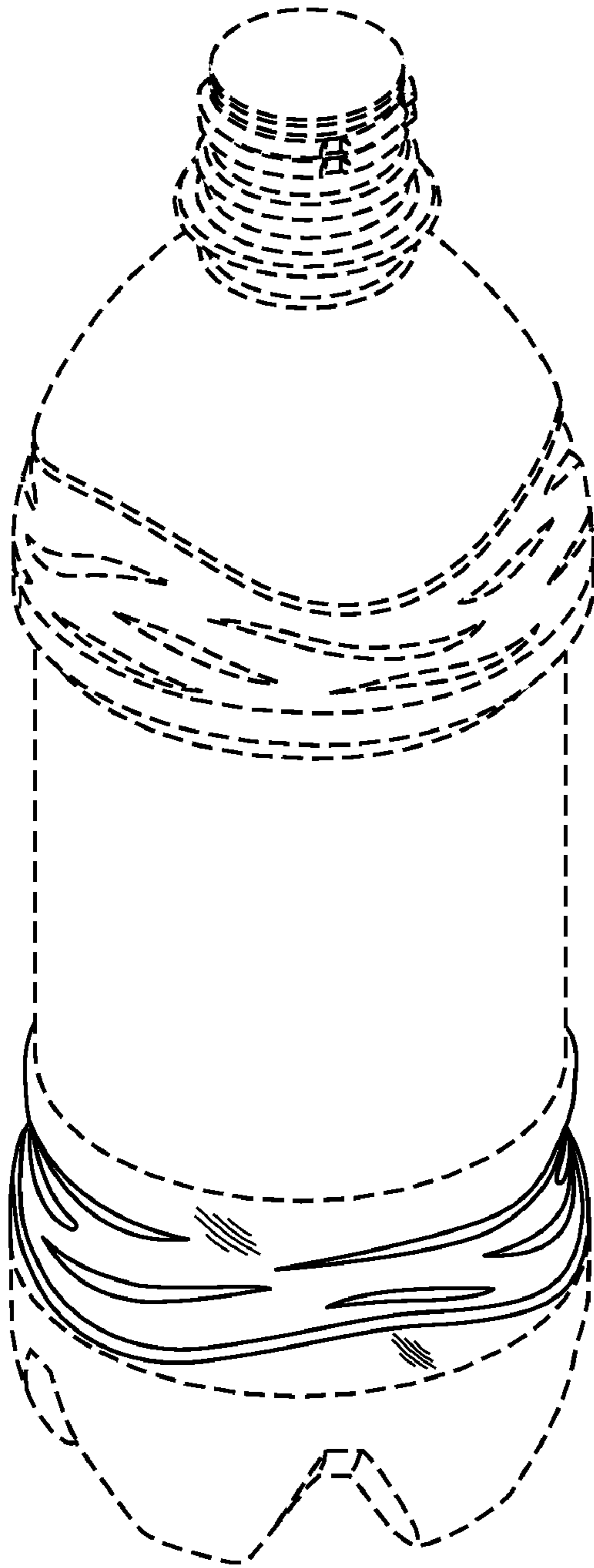


FIG. 1




FIG. 2

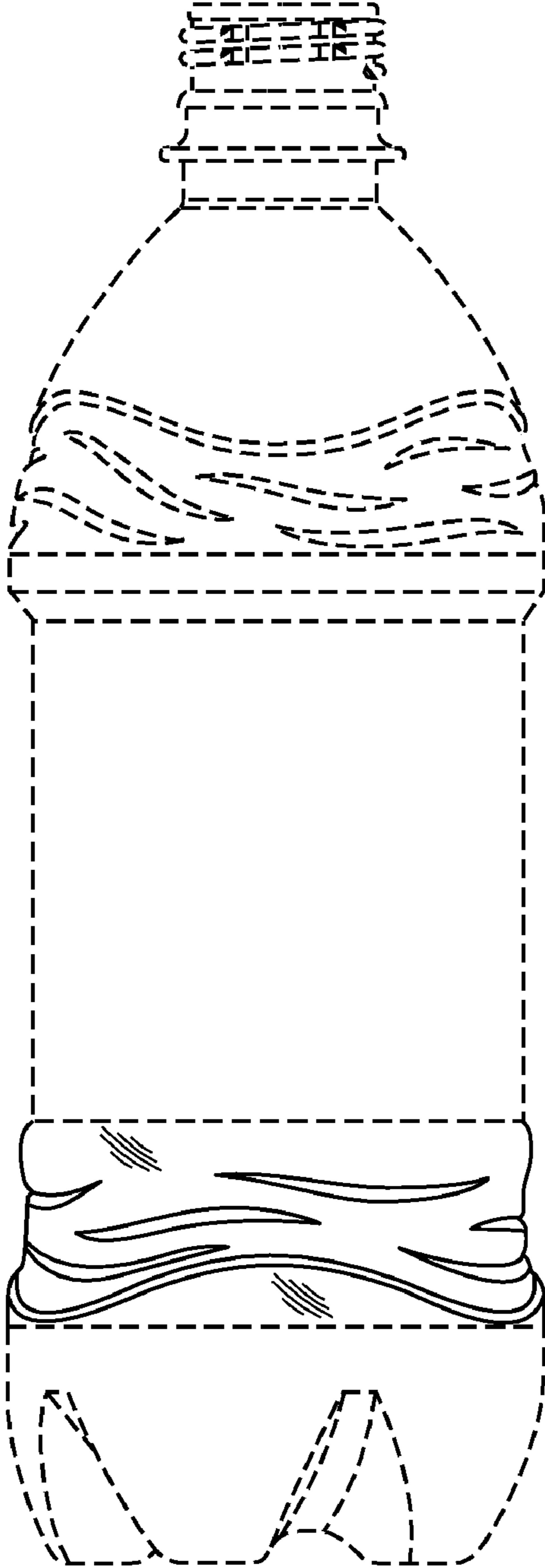


FIG.3

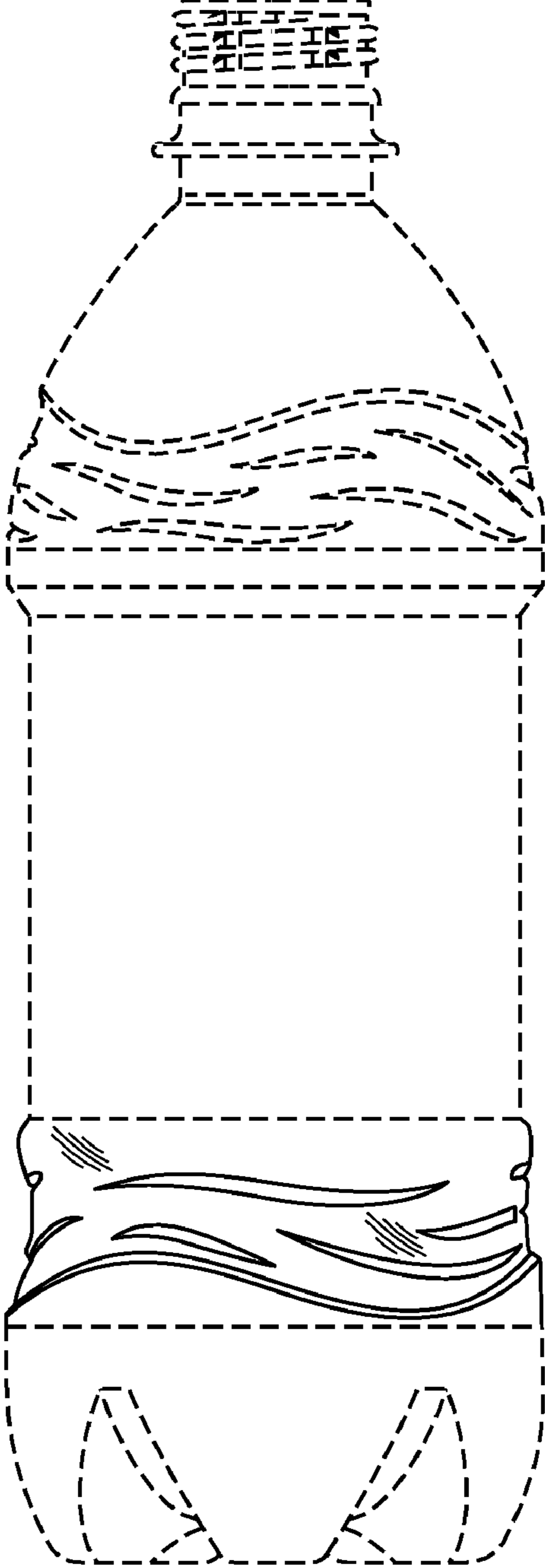


FIG.4

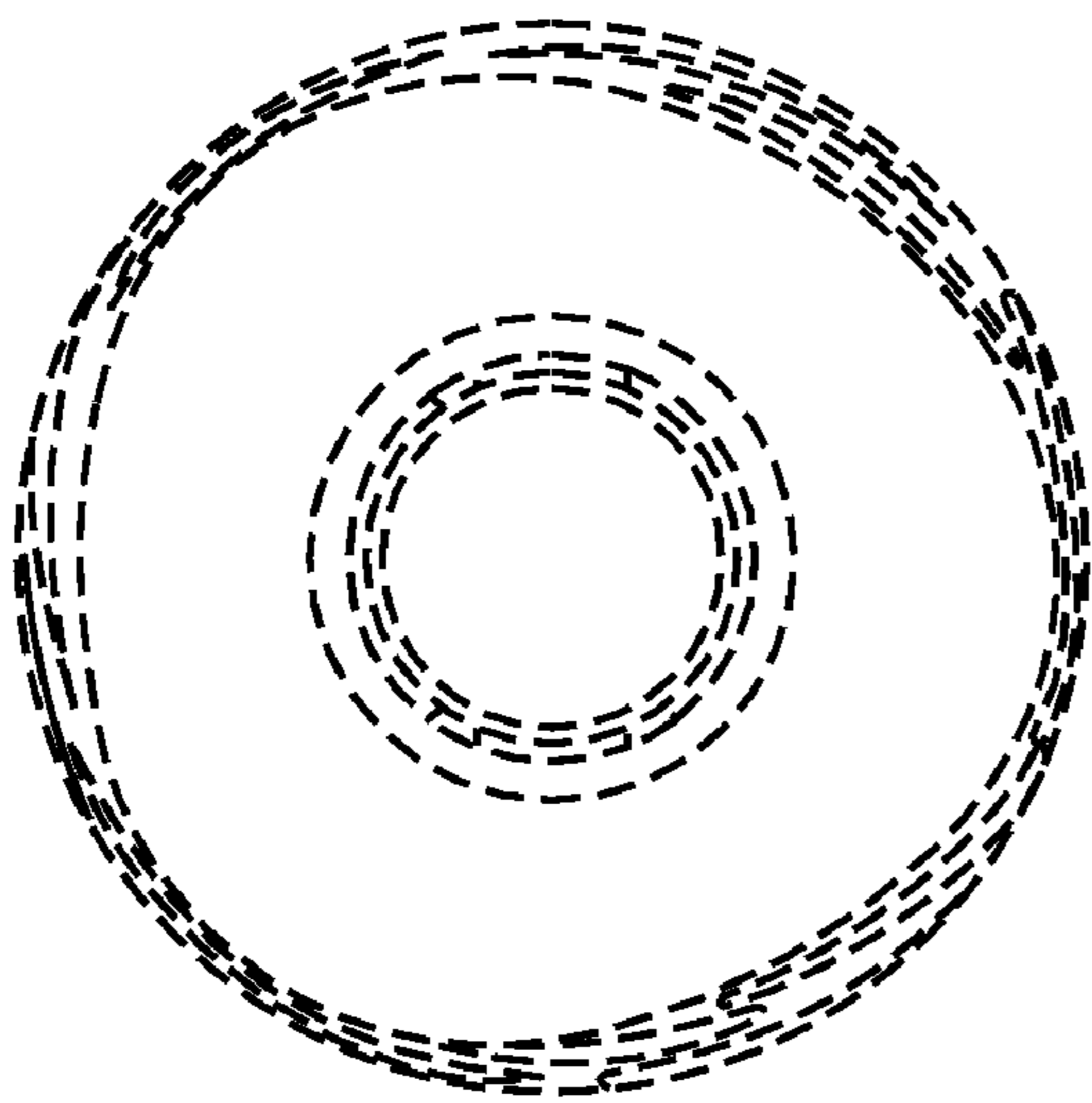


FIG. 5

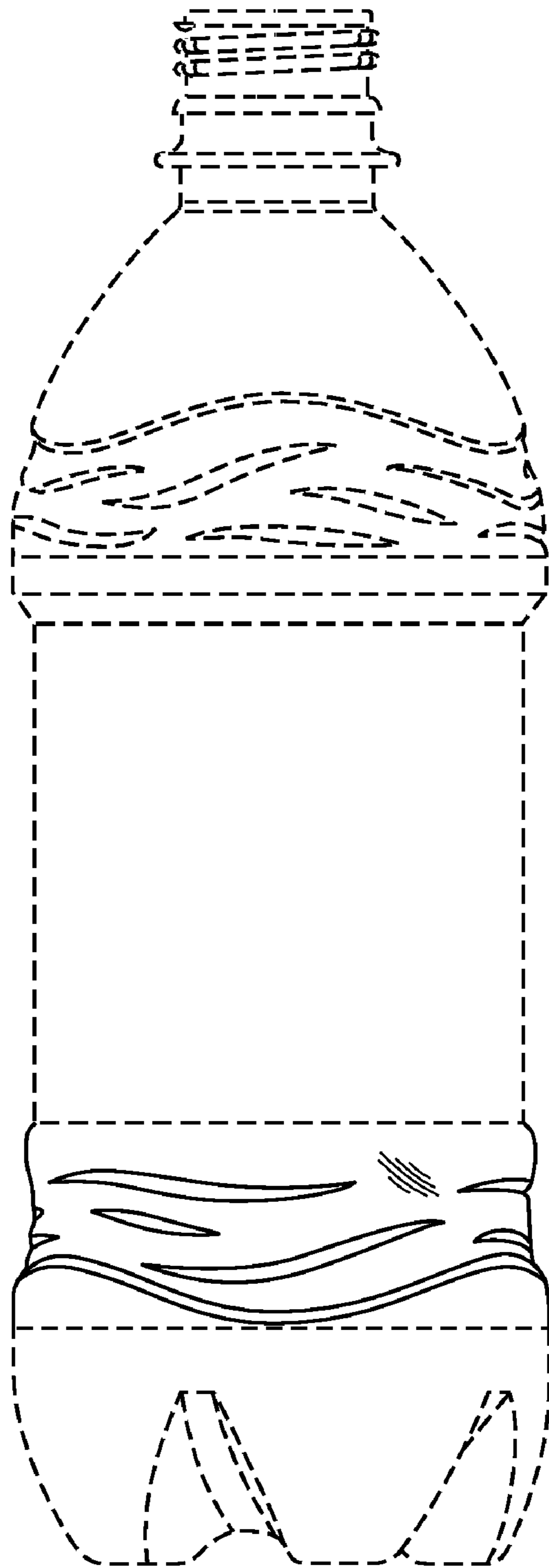


FIG. 6