

US00D568150S

(12) **United States Design Patent** (10) **Patent No.:** **US D568,150 S**  
**Novakovich et al.** (45) **Date of Patent:** **\*\* May 6, 2008**

(54) **BAG HANDLE**

(76) Inventors: **Jeffrey Paul Novakovich**, 8216 E. Camino Adele, Scottsdale, AZ (US) 85255; **John Emile Mosca**, 8217 E. Camino Adele, Scottsdale, AZ (US) 85255; **Ronald Wayne Riley**, 36623 N. Romping Rd., Carefree, AZ (US) 85377

5,029,926 A 7/1991 Dieterich, Jr.  
5,257,845 A 11/1993 McConnell  
D374,621 S \* 10/1996 Salazar, Jr. .... D9/434  
D399,422 S \* 10/1998 Marley et al. .... D9/434  
5,865,494 A 2/1999 Tipp

(Continued)

**FOREIGN PATENT DOCUMENTS**

GB 2 202 135 A 9/1988

(Continued)

*Primary Examiner*—T. Chase Nelson  
*Assistant Examiner*—Barbara B Lohr  
(74) *Attorney, Agent, or Firm*—Steptoe & Johnson LLP

(\*\*) **Term:** **14 Years**

(21) **Appl. No.:** **29/252,771**

(22) **Filed:** **Jan. 27, 2006**

**Related U.S. Application Data**

(63) Continuation-in-part of application No. 29/252,342, filed on Jan. 23, 2006.

(51) **LOC (8) Cl.** ..... **09-07**

(52) **U.S. Cl.** ..... **D9/434**

(58) **Field of Classification Search** ..... D9/432, D9/433, 434, 435, 455, 456, 457, 704; D3/328; 16/422; 294/137, 170, 171, 25; D8/14, D8/300, 315; 220/528; 229/122, 906; D7/504; D1/101

See application file for complete search history.

(56) **References Cited**

**U.S. PATENT DOCUMENTS**

1,819,142 A 8/1931 Wily  
2,004,396 A 6/1935 Sage  
2,846,134 A 8/1958 Moubayed  
3,688,935 A 9/1972 Owen et al.  
D278,974 S \* 5/1985 Ray ..... D9/704  
4,590,640 A 5/1986 Enersen  
4,871,264 A 10/1989 Robbins, III et al.  
D305,297 S \* 1/1990 O'Neill ..... D9/434  
4,902,060 A 2/1990 Nobakht  
4,923,235 A 5/1990 Stewart  
D317,246 S 6/1991 Driscoll

(57) **CLAIM**

The ornamental design for a bag handle, as shown and described.

**DESCRIPTION**

FIG. 1 illustrates a top isometric view of a bag handle in an open configuration;

FIG. 2 illustrates a bottom isometric view thereof;

FIG. 3 illustrates a top view of the bag handle in a closed configuration;

FIG. 4 illustrates an edge view of the bag handle in the closed configuration of FIG. 3 thereof;

FIG. 5 illustrates a left end view of the bag handle in an open configuration;

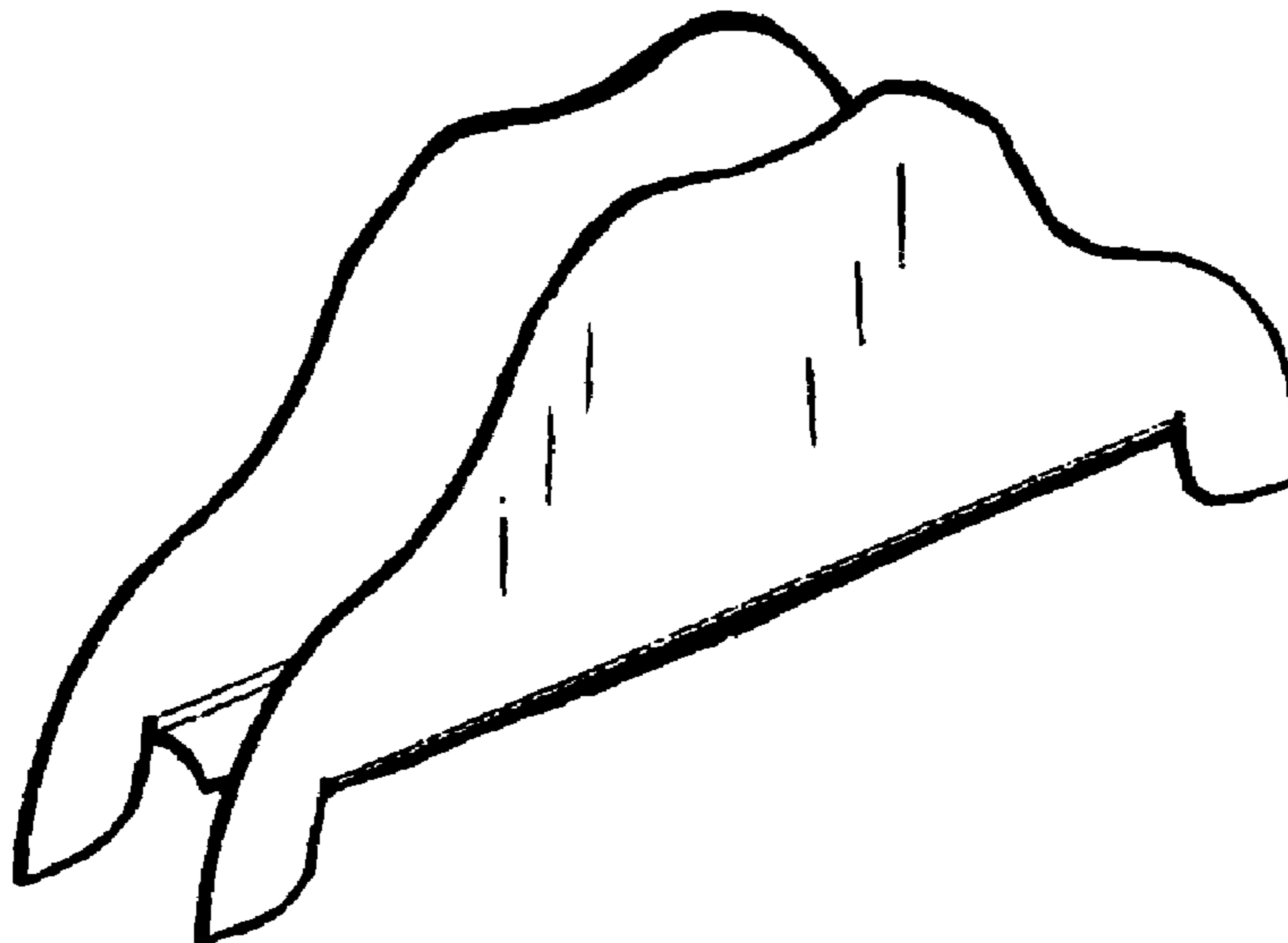
FIG. 6 illustrates a top view thereof;

FIG. 7 illustrates a side view thereof; and,

FIG. 8 illustrates a bottom view thereof.

The dash-dot lines in the FIG. 3 view illustrate fold lines and form no part of the claimed design.

**1 Claim, 3 Drawing Sheets**



# US D568,150 S

Page 2

## U.S. PATENT DOCUMENTS


D421,221 S \* 2/2000 O'Kane ..... D9/434  
D442,085 S 5/2001 Bozlee  
6,234,946 B1 5/2001 Fricano  
D451,390 S 12/2001 Bozlee  
D451,391 S 12/2001 Bozlee  
D465,157 S \* 11/2002 Yuen ..... D9/434  
D466,014 S \* 11/2002 Le Roux ..... D9/434  
6,481,771 B1 11/2002 Friedman  
D469,015 S \* 1/2003 Le Roux ..... D9/455  
D489,618 S \* 5/2004 Startek ..... D9/455  
6,749,240 B1 \* 6/2004 Burr et al. .... 294/171  
D493,108 S \* 7/2004 Burr et al. .... D9/433  
D496,587 S \* 9/2004 Burr et al. .... D9/434  
D498,592 S \* 11/2004 Kelley ..... D3/328  
D502,872 S 3/2005 Fleming  
D503,088 S \* 3/2005 Burr et al. .... D9/434  
D503,089 S \* 3/2005 Burr et al. .... D9/434

D503,091 S \* 3/2005 Burr et al. .... D9/434  
D503,093 S \* 3/2005 Burr et al. .... D9/455  
D503,098 S \* 3/2005 Burr et al. .... D9/455  
D503,099 S \* 3/2005 Burr et al. .... D9/455  
D503,101 S \* 3/2005 Burr et al. .... D9/455  
D507,979 S 8/2005 Novakovich et al.  
D519,834 S \* 5/2006 Novakovich et al. .... D9/434  
D520,362 S \* 5/2006 Powell ..... D9/455  
7,090,272 B2 \* 8/2006 Novakovich et al. .... 294/171  
7,232,169 B2 \* 6/2007 Porter ..... 294/137  
7,302,735 B2 \* 12/2007 Palmer ..... 16/422  
2006/0138794 A1 \* 6/2006 Burr ..... 294/171

## FOREIGN PATENT DOCUMENTS

GB 2 241 432 A 9/1991  
GB 2 253 995 A 9/1992

\* cited by examiner



**FIG. 1**

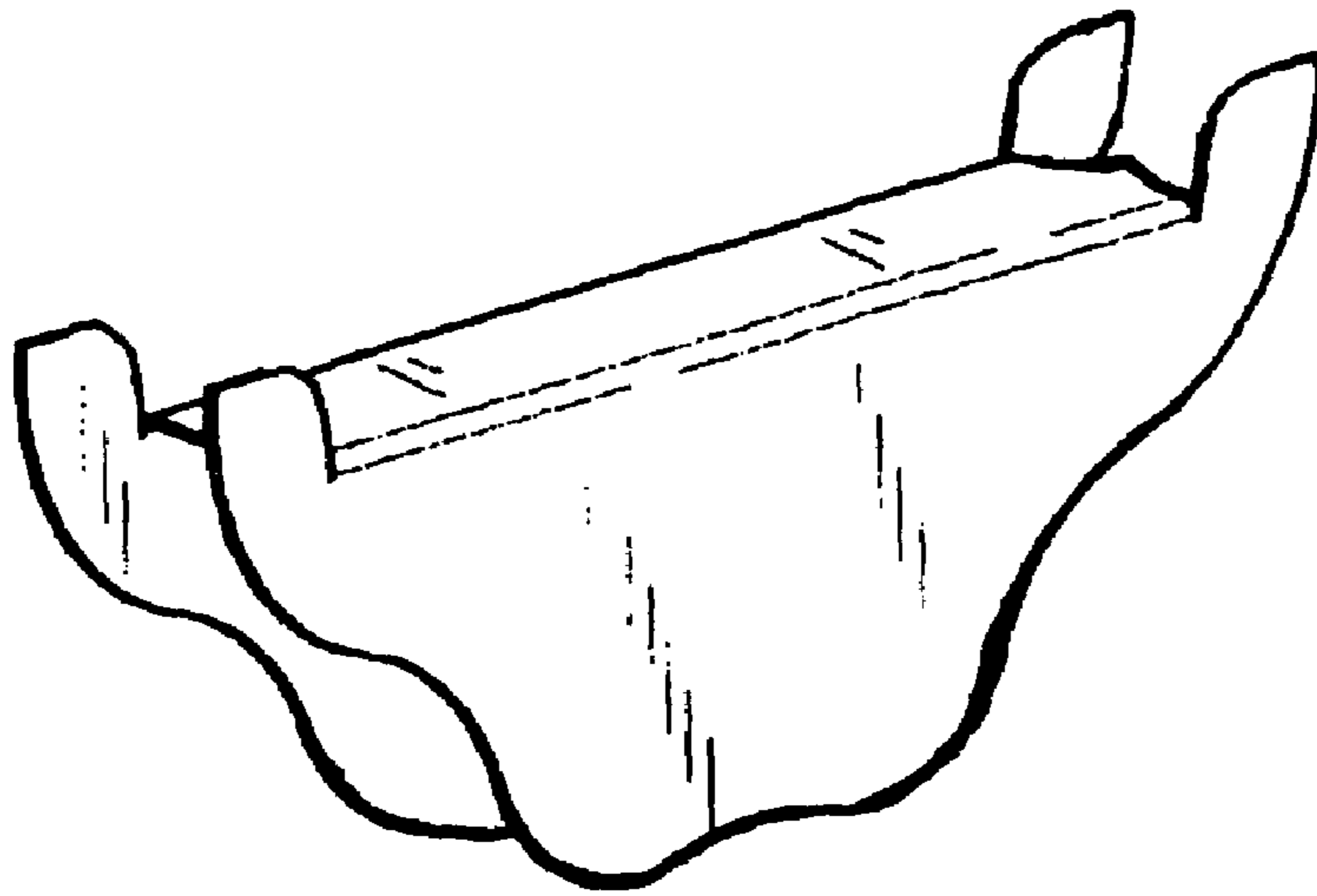


FIG. 2

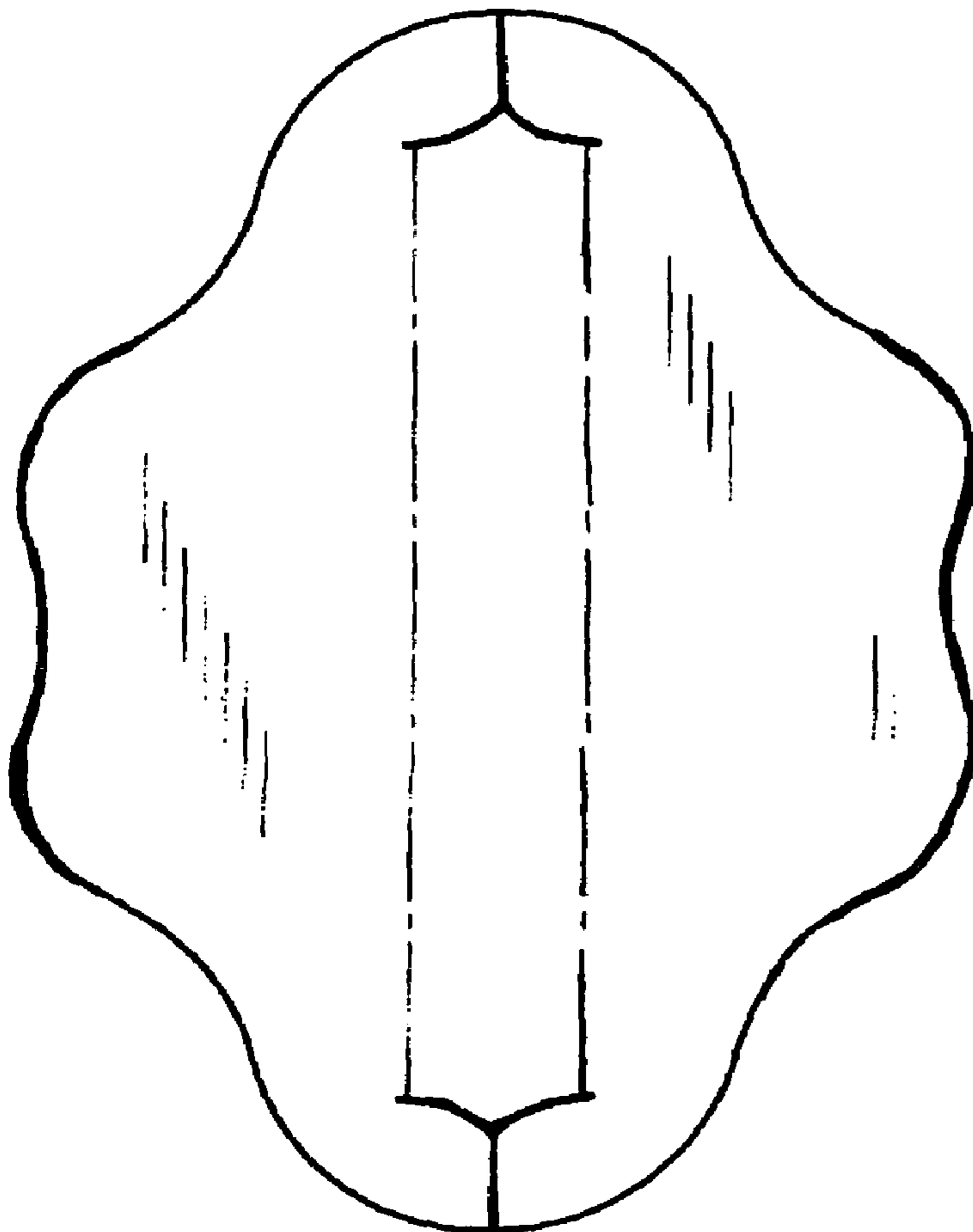



FIG. 3



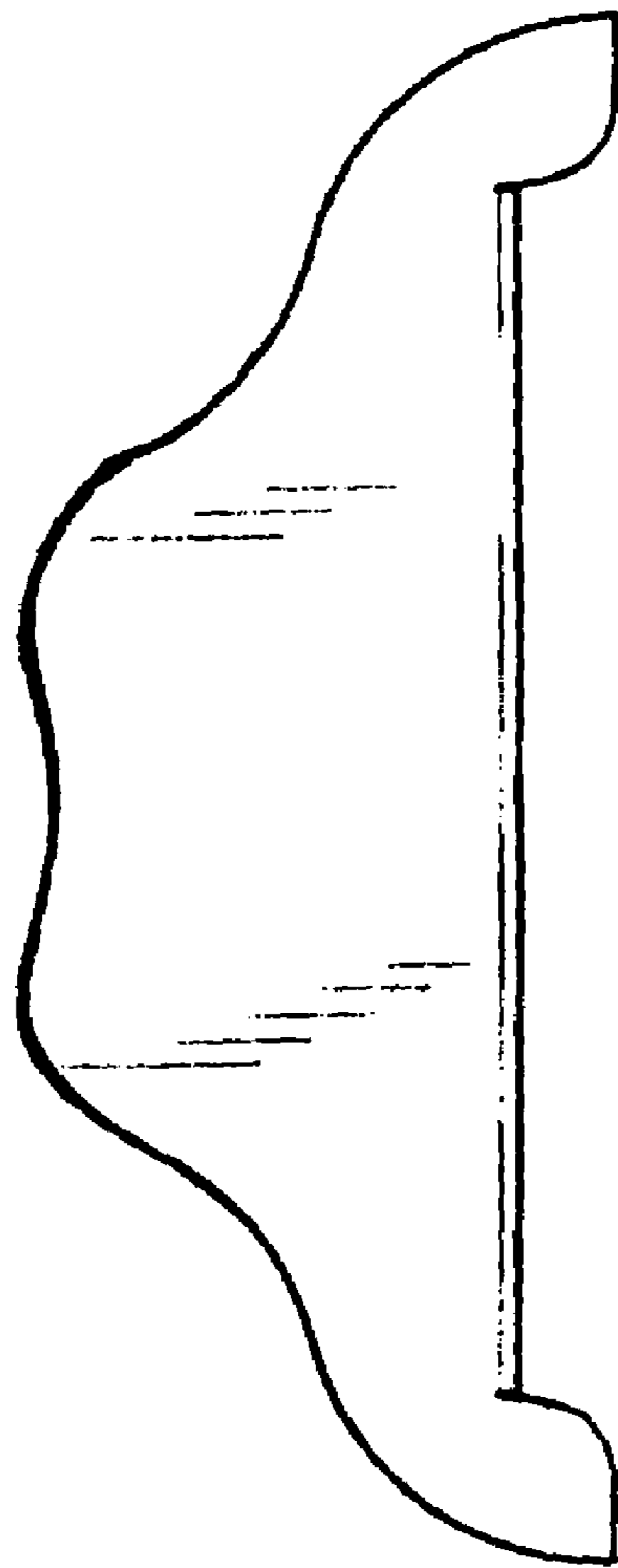
FIG. 4




**FIG. 5**



**FIG. 6**



**FIG. 7**



**FIG. 8**