



US00D568139S

(12) **United States Design Patent**
Hanes

(10) **Patent No.:** **US D568,139 S**

(45) **Date of Patent:** **** May 6, 2008**

(54) **DRAWER KNOB**

(75) Inventor: **Wendy Hanes**, Benton, LA (US)

(73) Assignee: **Hardware Resources, Inc.**, Bossier City, LA (US)

(**) Term: **14 Years**

(21) Appl. No.: **29/286,700**

(22) Filed: **May 17, 2007**

(51) **LOC (8) Cl.** **08-06**

(52) **U.S. Cl.** **D8/312**

(58) **Field of Classification Search** 16/DIG. 19, 16/DIG. 30, 110.1, 414-420, 412, 402, 443-446, 16/441, 118, 110 R, 111 R; 211/16; 220/752-754, 220/912; D8/300, 302, 305, 307, 310-312, D8/315-321, DIG. 1, DIG. 2; D7/393, 394; D3/318; D23/250-254, 303, 305; D6/524, D6/533, 549, 550; D15/89; 292/347, 336.3
See application file for complete search history.

(56) **References Cited**

U.S. PATENT DOCUMENTS

817,993	A	*	4/1906	Rueter	16/441
D206,521	S	*	12/1966	Bottom	D8/310
D371,062	S	*	6/1996	Ainscough	D8/307
D411,795	S	*	7/1999	O'Neil	D8/307
D445,016	S	*	7/2001	Dewald et al.	D8/307

D501,390	S	*	2/2005	Fields	D8/310
D502,381	S	*	3/2005	Fields	D8/310
D520,857	S	*	5/2006	Bertani	D8/312
D553,942	S	*	10/2007	Jou	D8/305

* cited by examiner

Primary Examiner—Stella M. Reid

Assistant Examiner—Mark Goodwin

(74) *Attorney, Agent, or Firm*—Schultz & Associates, P.C.

(57) **CLAIM**

The ornamental design for a drawer knob, as shown and described.

DESCRIPTION

FIG. 1 is a side view of the drawer knob in accordance with the present invention.

FIG. 2 is a back view of the drawer knob in accordance with the present invention.

FIG. 3 is a front view of the drawer knob in accordance with the present invention; and,

FIG. 4 is an isometric view of the drawer knob in accordance with the present invention.

Any dashed lines depict environment and are not part of the claimed design. In addition, any stippling shown in the drawing is for shading purposes, and does not form a part of the claimed design.

1 Claim, 1 Drawing Sheet






FIG. 1

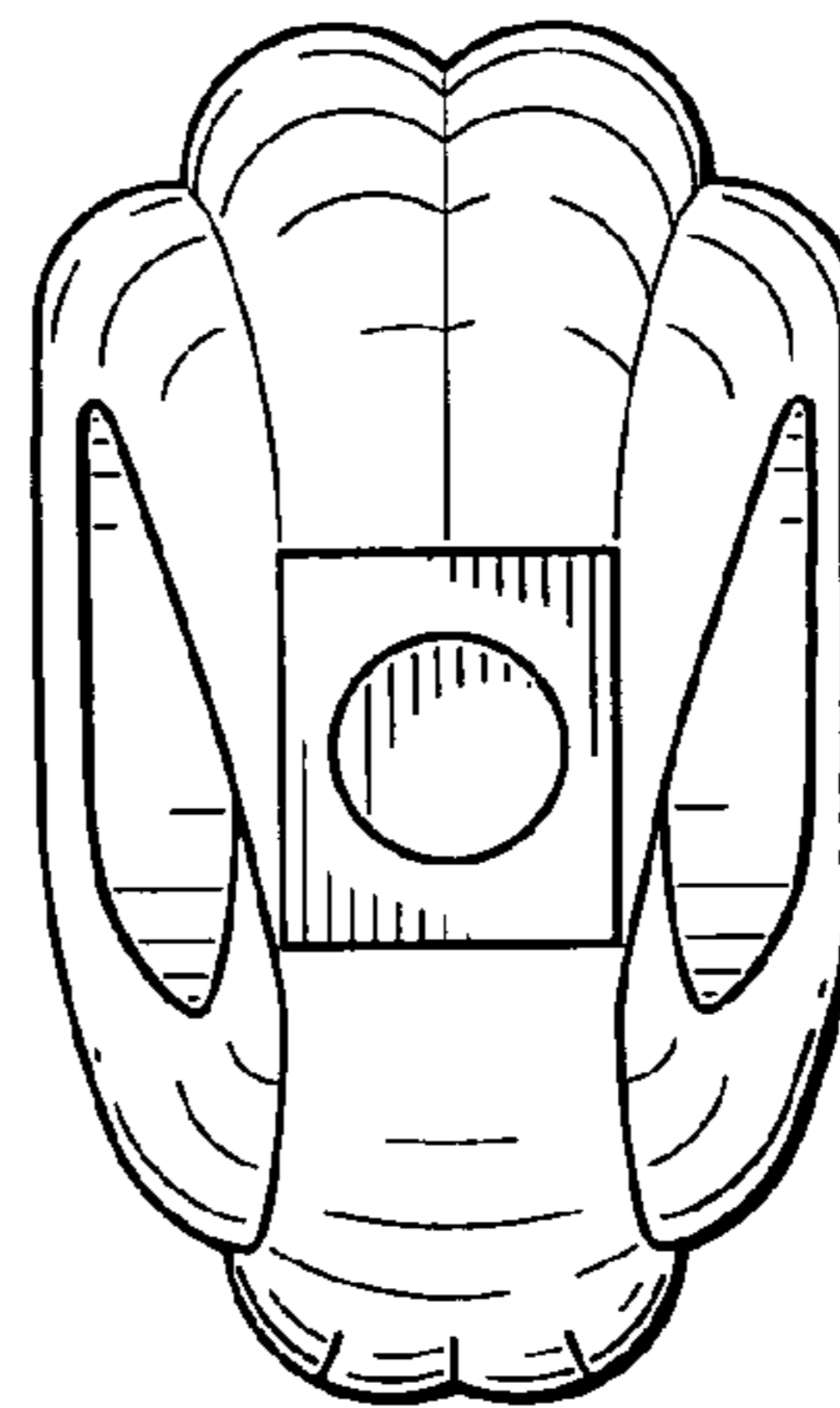


FIG. 2

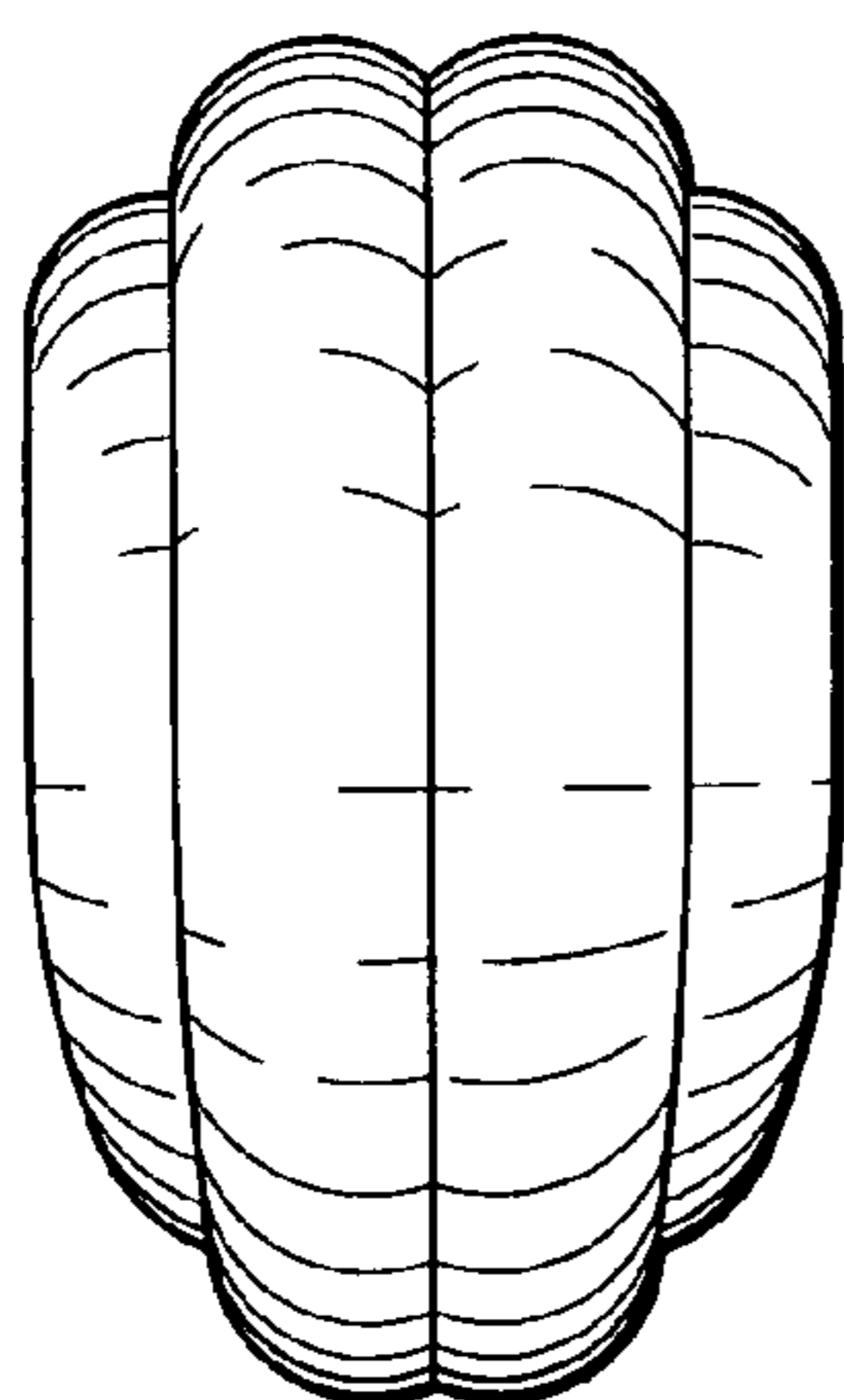


FIG. 3

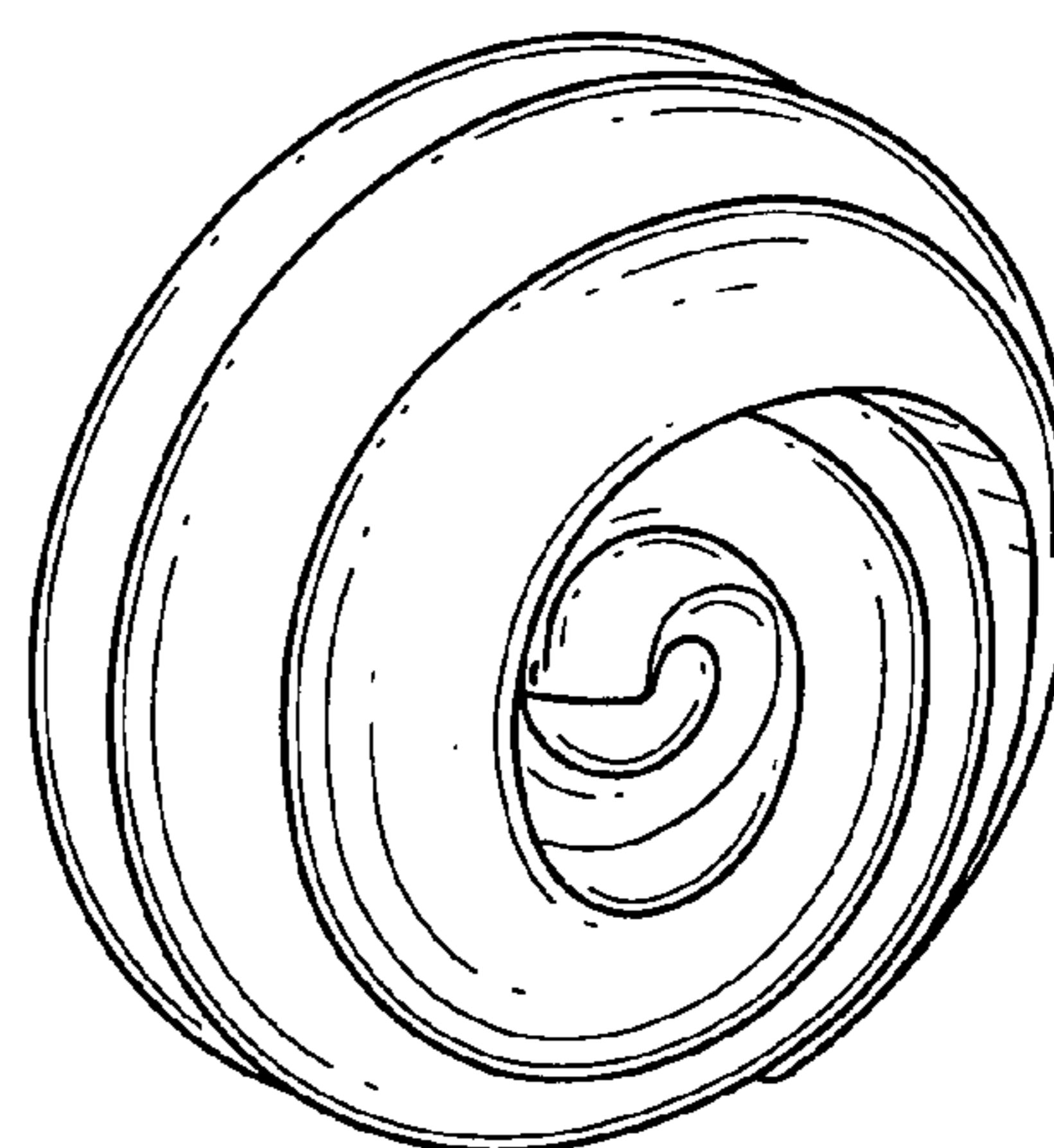


FIG. 4