



US00D568136S

(12) **United States Design Patent**
Ping

(10) **Patent No.:** **US D568,136 S**

(45) **Date of Patent:** **** May 6, 2008**

- (54) **FOLDABLE KNIFE**
- (75) Inventor: **Qiu Jian Ping**, Hangzhou (CN)
- (73) Assignee: **Great Neck Saw Manufacturers, Inc.**,
Mineola, NY (US)
- (**) Term: **14 Years**
- (21) Appl. No.: **29/261,850**
- (22) Filed: **Jun. 21, 2006**

- 4,442,600 A 4/1984 Felix-Salichow
- 4,570,341 A 2/1986 Konneker
- 4,604,805 A 8/1986 Krieger
- 4,665,615 A 5/1987 Martinez
- 4,669,188 A 6/1987 Evrell
- 4,719,700 A 1/1988 Taylor, Jr.
- 4,805,303 A 2/1989 Gibbs
- 4,811,486 A 3/1989 Cunningham
- 4,920,644 A 5/1990 La Gattuta
- 4,936,014 A 6/1990 Shaanan et al.
- 5,044,079 A 9/1991 Gibbs
- 5,095,624 A 3/1992 Ennis

(Continued)

- (51) **LOC (8) Cl.** **08-03**
- (52) **U.S. Cl.** **D8/99**
- (58) **Field of Classification Search** D8/98,
D8/99, 100, 107; 30/155, 156, 157, 158,
30/159, 160, 161, 162, 329, 330, 331
See application file for complete search history.

FOREIGN PATENT DOCUMENTS

CN 02-2-88379.7 12/2002

(Continued)

OTHER PUBLICATIONS

1 page printout from Google search for folding utility knife.*

Primary Examiner—Philip S. Hyder
(74) *Attorney, Agent, or Firm*—Joseph J. Previto

(56) **References Cited**
U.S. PATENT DOCUMENTS

- 97,154 A 11/1869 Barnard
- 493,075 A 3/1893 Evertz
- 515,045 A 2/1894 Bultzingslowen
- 584,077 A 6/1897 Jackson
- 596,096 A 12/1897 Watts
- 988,068 A 3/1911 Beardsley
- 1,362,142 A 12/1920 Rohrer
- 1,444,324 A 2/1923 Brooks
- 1,706,251 A 3/1929 Perry
- 1,750,577 A 3/1930 De Bracht
- 2,134,973 A 11/1938 Harwell
- 2,265,775 A 12/1941 McNamara
- 2,284,128 A 5/1942 Bush
- 2,523,575 A 9/1950 Kassel
- 2,914,850 A 12/1959 Kuhn
- 2,980,996 A 4/1961 Beran
- 3,306,297 A 2/1967 Woorhees
- 3,568,315 A 3/1971 Smith
- 3,593,417 A 7/1971 West
- 3,872,591 A 3/1975 Quenot
- 4,017,969 A 4/1977 Stnebraker
- 4,040,181 A 8/1977 Johnson
- 4,261,104 A 4/1981 Cuscovitch
- 4,347,665 A 9/1982 Glesser

(57) **CLAIM**

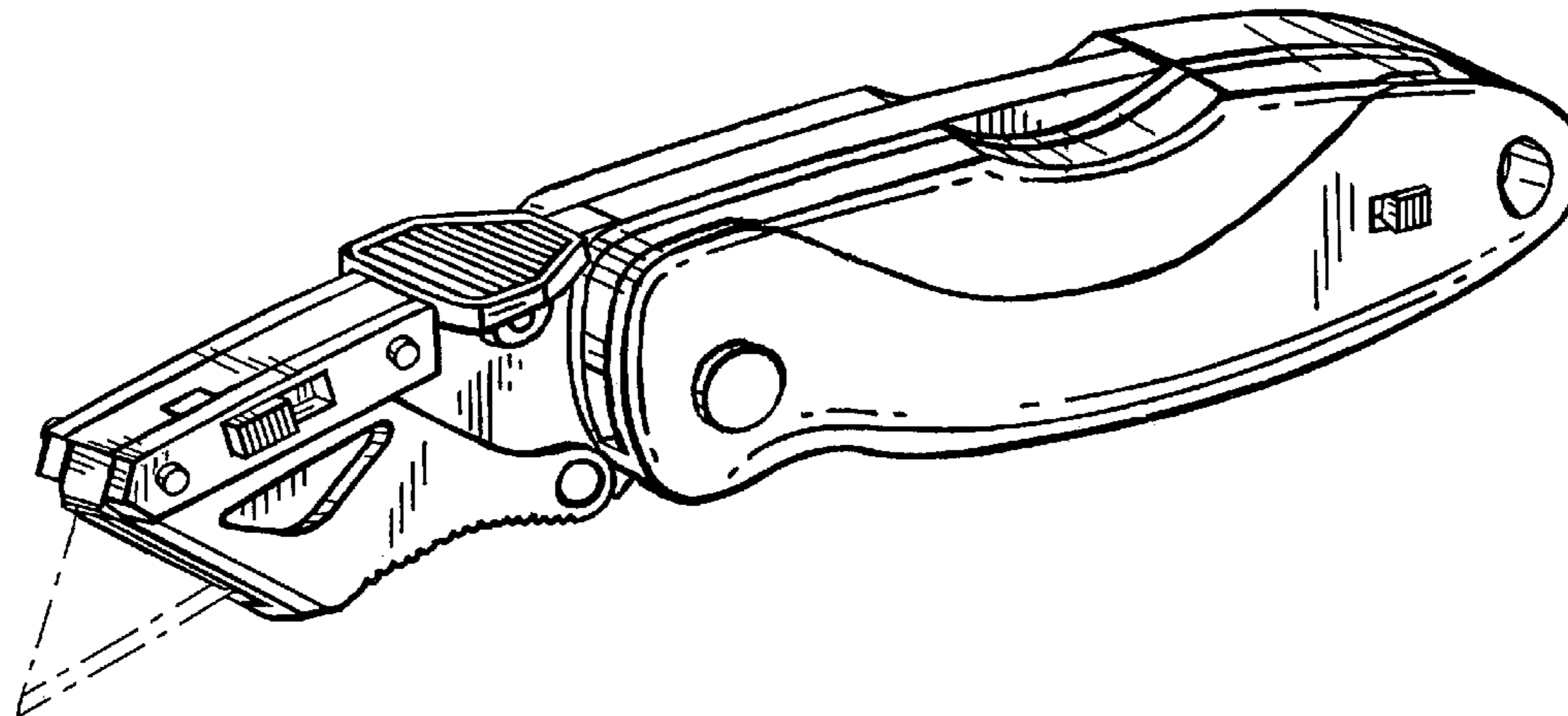
The ornamental design for a foldable knife, as shown and described.

DESCRIPTION

FIG. 1 is a perspective view of my new design.
 FIG. 2 is a top view thereof.
 FIG. 3 is a side view thereof.
 FIG. 4 is another view thereof.
 FIG. 5 is a bottom view thereof.
 FIG. 6 is a front view thereof; and,
 FIG. 7 is a rear view thereof.

The broken line showing of the blade is for the purposes of illustrating environmental structure and forms no part of the claimed design.

1 Claim, 4 Drawing Sheets



US D568,136 S

Page 2

U.S. PATENT DOCUMENTS

5,125,157 A 6/1992 Howard
5,400,509 A 3/1995 Collins
5,511,310 A 4/1996 Sessions
5,769,094 A 6/1998 Jenkins, Jr.
5,815,927 A 10/1998 Collins
5,826,340 A 10/1998 Hull
5,966,816 A 10/1999 Roberson
5,979,059 A 11/1999 Leatherman
6,170,104 B1 1/2001 Seber
6,170,158 B1 1/2001 Daily
6,256,887 B1 7/2001 Osborne
6,256,888 B1 7/2001 Shuen
6,263,581 B1 7/2001 Forte
6,354,007 B1 3/2002 Scarla
6,370,778 B1 4/2002 Conable
6,446,341 B1 9/2002 Wang
6,487,740 B2 12/2002 Seber
D474,669 S 5/2003 Onion
6,574,868 B1 6/2003 Overholt
6,688,003 B2 2/2004 Scarla
D494,437 S 8/2004 Scarla

D495,939 S 9/2004 Ping
D501,782 S 2/2005 Ping
6,915,577 B2 7/2005 Scala
D510,250 S 10/2005 Ping
6,968,622 B2 11/2005 Ping
D516,403 S * 3/2006 Ping D8/99
D519,817 S * 5/2006 Wong D8/99
D522,835 S * 6/2006 Ping D8/99
D526,878 S * 8/2006 Ping D8/99
D528,895 S * 9/2006 Ping D8/99
D551,050 S * 9/2007 Ping D8/99
2002/0059730 A1 5/2002 Flavigny
2004/0020057 A1 2/2004 Hughes
2004/0045171 A1 3/2004 Moizis
2004/0103541 A1 6/2004 Scarla

FOREIGN PATENT DOCUMENTS

CN 200420020589.3 3/2004
CN 200420020590.6 3/2004
CN 200420020591.0 3/2004
CN 2004200008852.7 3/2004

* cited by examiner

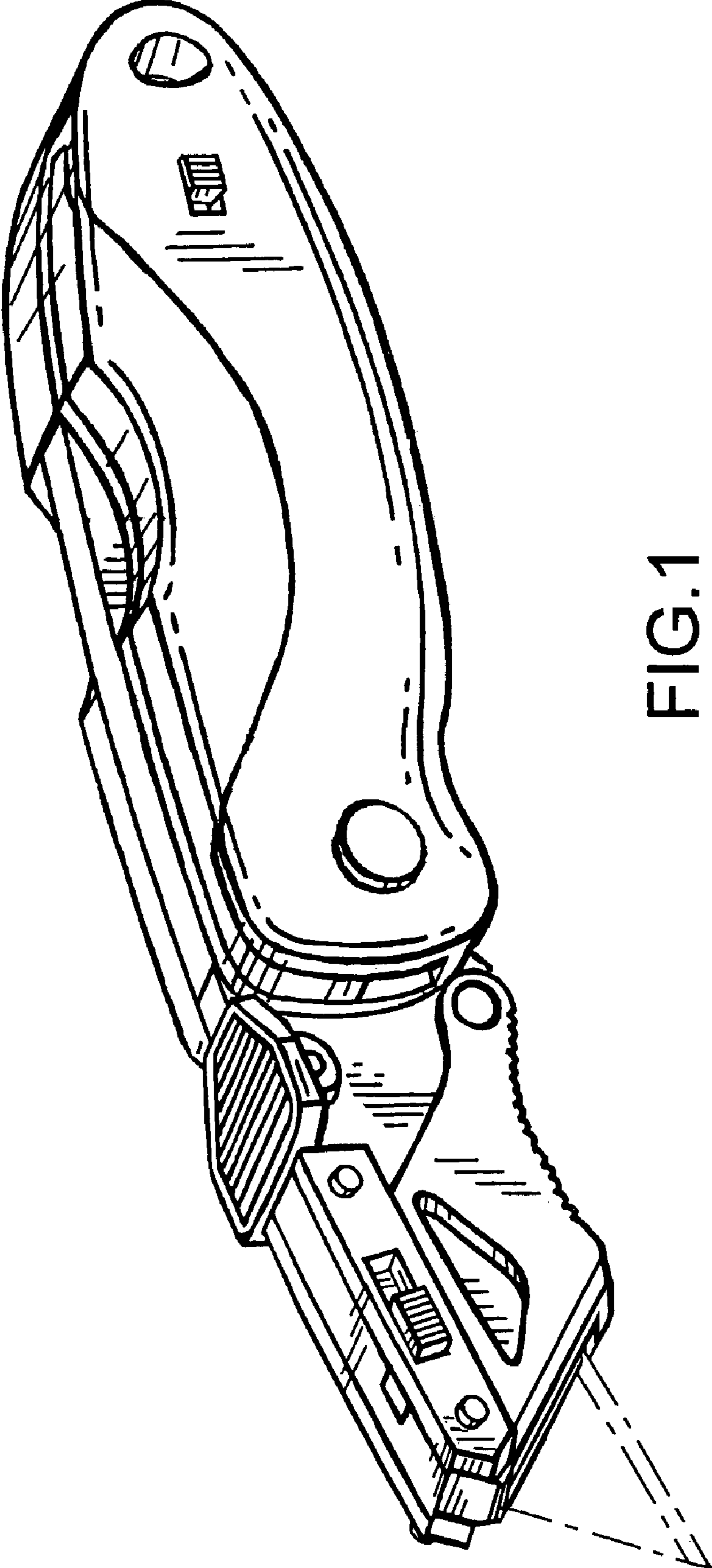


FIG. 1

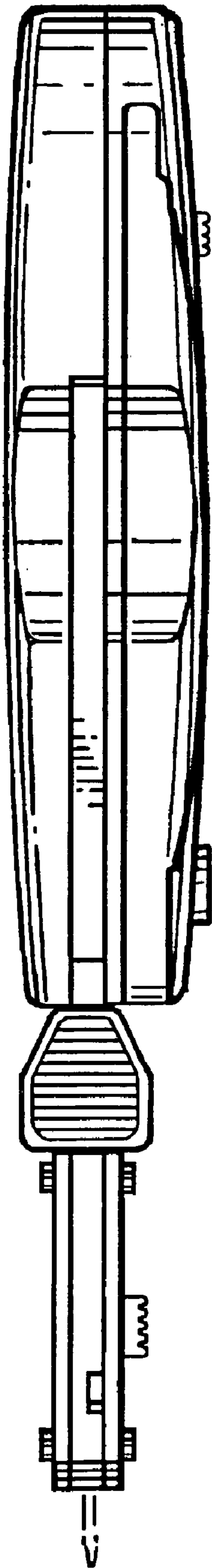


FIG. 2

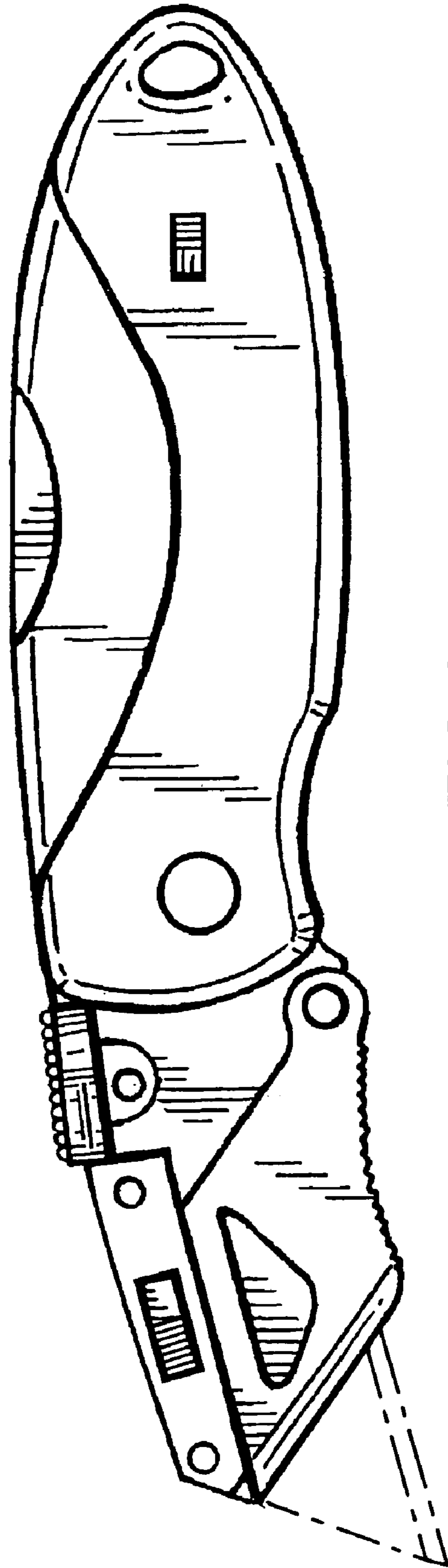


FIG. 3

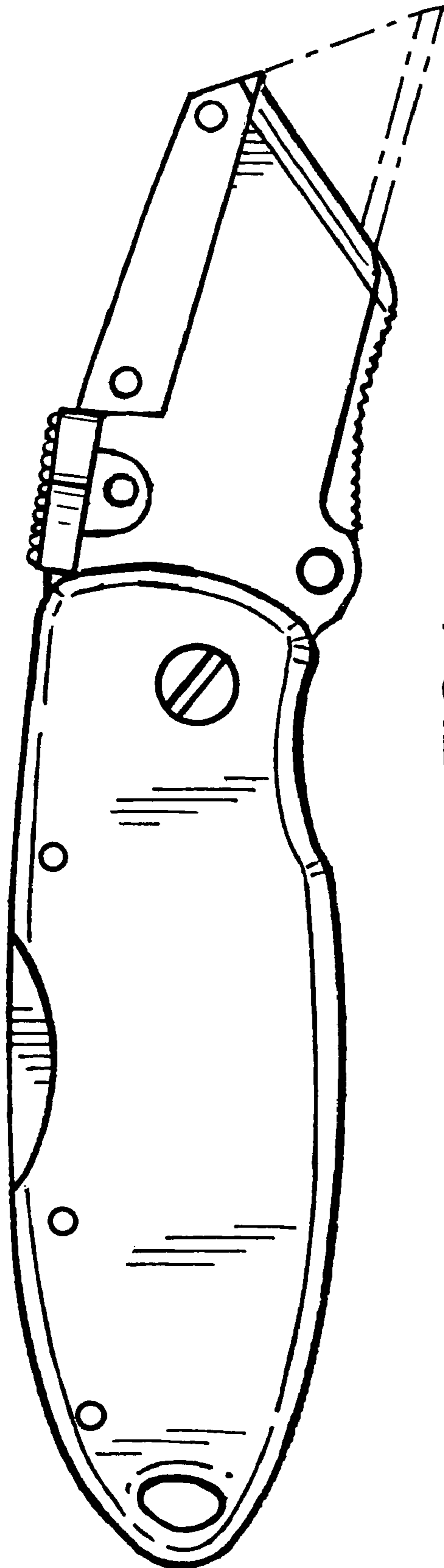


FIG. 4

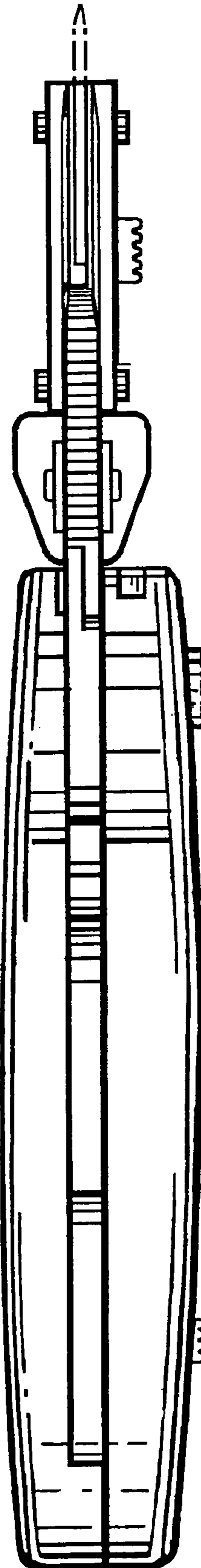


FIG. 5

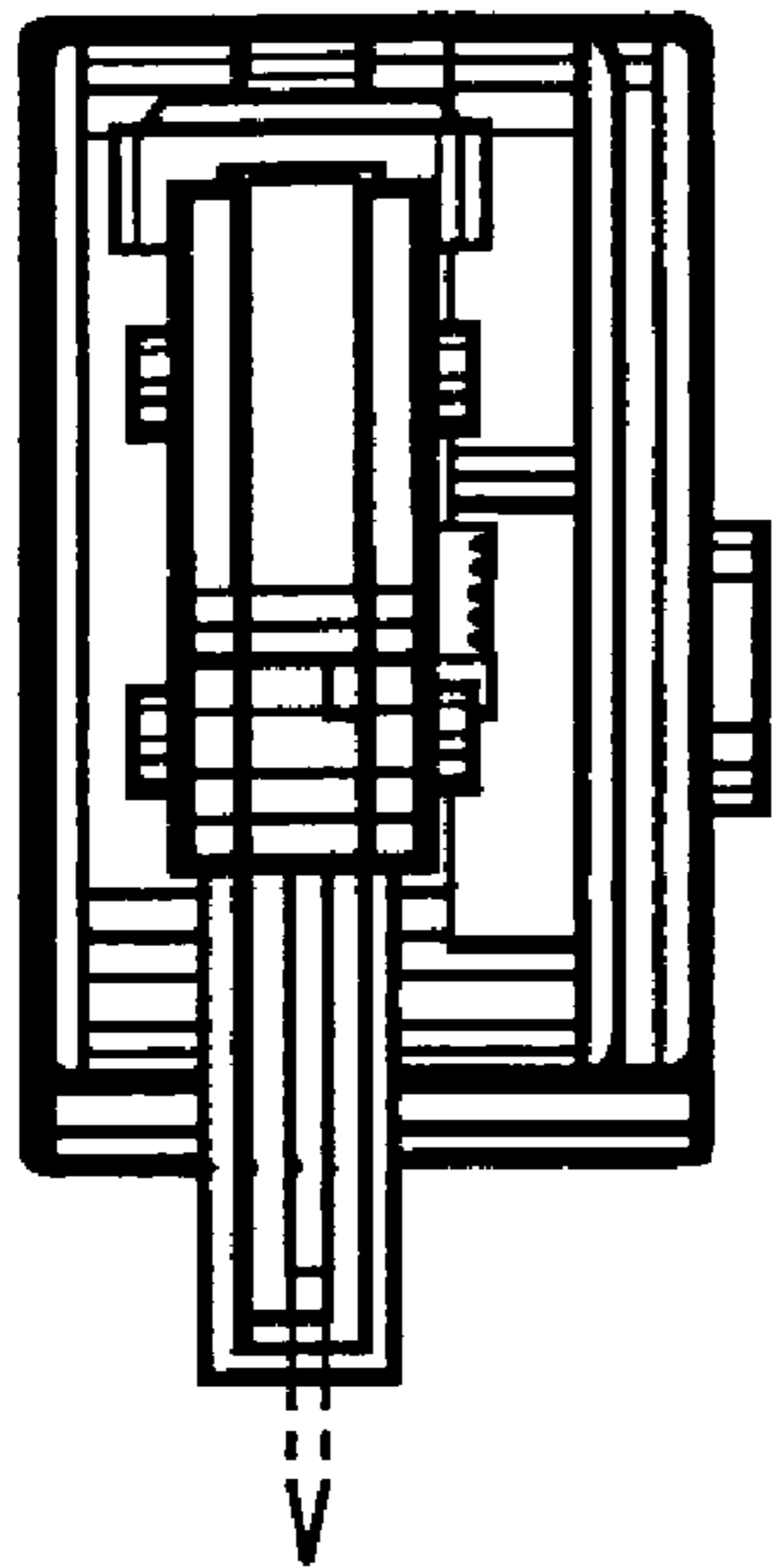


FIG. 6

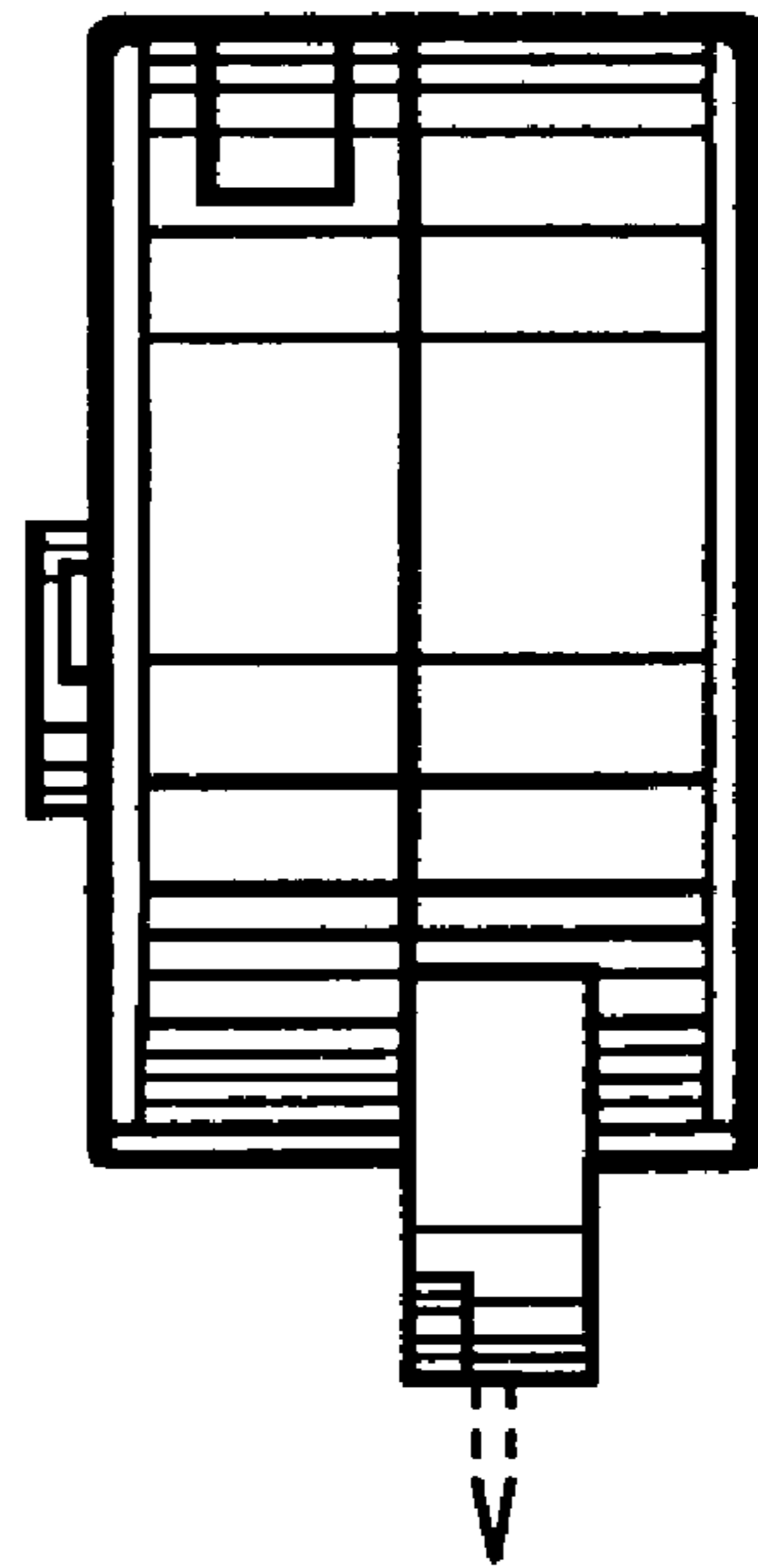


FIG. 7